

LOS RIOS COMMUNITY COLLEGE DISTRICT



BOARD MEETING AGENDA

Wednesday, September 10, 2014
5:30 pm

BOARD MEETING LOCATION

American River College
Student Center Board Room
4700 College Oak Drive
Sacramento, CA 95825

PRE-MEETING: 4:30 pm

Board of Trustees Questions and Answers Session on Accreditation Standard IV
American River College
Student Center Community Rooms

1. CALL TO ORDER	Board President
2. ORAL COMMUNICATIONS <i>The public may comment on any items within the board's jurisdiction, even if the items are not on the agenda only during this portion of the meeting. However, the law prohibits action by the Board on non-agenda items. A yellow "Speaker's Card" must be submitted to the clerk of the board and comments are limited to three (3) minutes.</i>	
3. CONSENT CONSIDERATIONS <i>A member of the Board may request that an item be removed for further discussion and separate action.</i>	
A. Board Meeting Minutes: August 13, 2014	Brian King
B. Curriculum Proposals: ARC/CRC/FLC	Susan L. Lorimer
C. Claim: Faith Moore	JP Sherry
D. District Annual Investment Report	Theresa Matista
E. Resolution 2014-16: CalSTRS Analyst, Soft Skills, and Computer Training Contract	Beverly A. Sandeen
F. Ratify: Grants and Contracts Awarded	Beverly A. Sandeen
G. Ratify: New Contracts and Renewals	Theresa Matista
H. Ratify: Bid Transactions	Theresa Matista
I. Disposition of Surplus Equipment	Theresa Matista
J. Purchase Orders, Warrants, Checks, and Wires	Theresa Matista
K. Regular Human Resources Transactions	Brian King
4. ACTION	
A. Ratification of Emergency Repairs of Underground Hydronic Systems – ARC and CRC	Theresa Matista
B. Education Protection Account Expenditure Plan	Theresa Matista
C. Public Hearing: Adoption of 2014-15 Proposed Budgets	Theresa Matista
5. INFORMATION	
A. Citizens' Bond Oversight Committee Annual Report 2013-2014	Theresa Matista
B. American River College's Veterans Resource Center	Thomas Greene

6. BOARD MEMBER REPORTS

7. FUTURE AGENDA ITEMS

8. REPORTS and COMMENTS

- Student Association
- Classified Senate
- Academic Senate
- Other Recognized Constituencies
- Chancellor’s Report

9. CLOSED SESSION

Closed session may be held as authorized by law for matters including, but not limited to collective bargaining (Rodda Act), Education Code provisions, pending litigation, etc.

- A. Pursuant to Government Code section 54957; Complaint Against Public Employee.

10. OPEN SESSION: REPORT OF ANY ACTION TAKEN IN CLOSED SESSION, IF NECESSARY

11. ADJOURNMENT

LOS RIOS BOARD OF TRUSTEES			
Robert Jones President ▪ Area 2	Dustin Johnson Vice President ▪ Area 1	Vacant ▪ Area 3 Ruth Scribner ▪ Area 4 Pamela Haynes ▪ Area 5	Deborah Ortiz ▪ Area 6 Kay Albiani ▪ Area 7 Omba Kipuke ▪ Student Trustee
Meetings are held every second Wednesday of the month at 5:30 pm ▪ <i>Note:</i> Meeting times and locations are subject to change. For current information, call the District Office at (916) 568-3021.			
October 3-4, 2014	Board Retreat ▪ Location: District Office		
October 15, 2014	Regular Board Meeting ▪ Location: District Office		
November 13, 2014	Regular Board Meeting ▪ Location: Sacramento City College		
Public records provided to the Board for the items listed on the open session portion of this agenda are available at the District Office located at 1919 Spanos Court, Sacramento, CA, during normal business hours. The Board agenda is posted on the District’s website: www.losrios.edu			
Help Us Help You			
Los Rios Community College District strives to make reasonable accommodations in all of its programs, services and activities for all qualified individuals with disabilities. Notification (568-3021) 48 hours in advance will enable the District to make arrangements to ensure meeting accessibility. When you arrive, please contact a staff member if you need assistance (Pursuant to Govt Code § 54954.2).			

LOS RIOS COMMUNITY COLLEGE DISTRICT

PRESENTED TO BOARD OF TRUSTEES

DATE: September 10, 2014

SUBJECT:	Board Meeting Minutes: August 13, 2014	ATTACHMENT: Yes	
		ENCLOSURE: None	
AGENDA ITEM:	Consent Item A	TYPE OF BOARD CONSIDERATION:	
RECOMMENDED BY:	Brian King <i>Brian King</i>	CONSENT/ROUTINE	X
		FIRST READING	
APPROVED FOR CONSIDERATION:	Brian King <i>Brian King</i>	ACTION	
		INFORMATION	

STATUS

The minutes of the Board of Trustees meeting held on August 13, 2014 are attached for Board review and consideration.

RECOMMENDATION:

It is recommended that the Board of Trustees approve the minutes of the meeting held on August 13, 2014.



LOS RIOS COMMUNITY COLLEGE DISTRICT
Board Meeting Minutes
Wednesday, August 13, 2014

1. CALL TO ORDER

The board meeting was called to order by President Jones at 5:30 p.m., in the Tiff Martinez Board Room, 1919 Spanos Court, Sacramento, California.

Present:

Mr. Robert Jones, President
Mr. Dustin Johnson, Vice President
Ms. Pamela Haynes
Ms. Deborah Ortiz
Ms. Ruth Scribner

Mr. Omba Kipuke, Student Trustee

Dr. Brian King, Chancellor

Absent:

Ms. Kay Albiani

2. ORAL COMMUNICATIONS

There were no public comments.

3. CLOSED SESSION

The following Board members went into closed session at 5:32 pm to consider the matter listed below: Ms. Haynes, Mr. Johnson, Mr. Jones, Ms. Ortiz, and Ms. Scribner.

A. Pursuant to Government Code section 54957.6; Conference with Labor Negotiators: Designated Representatives: Brian King; Theresa Matista; JP Sherry; Ryan Cox; Brenda Balsamo. Employee Organization: LRCEA

Closed Session Adjourned: 5:45 pm

Open Session: 5:46 pm

4. OPEN SESSION: REPORT OF ANY ACTION TAKEN IN CLOSED SESSION, IF NECESSARY

No reportable action was taken in closed session.

5. CONSENT CONSIDERATIONS

A motion was made by Ms. Ortiz, seconded by Mr. Johnson, that the Board of Trustees approve Consent Consideration items A through M.

Roll Call Vote:

Aye: Haynes, Johnson, Jones, Ortiz, Scribner

No: None

Absent: Albiani

Motion carried; 5:0

A. Board Meeting Minutes: July 9, 2014

That the Board of Trustees approve the minutes of the meeting held on July 9, 2014.

B. Claim: Lavanah Chanthysyhavong

That the Board of Trustees reject the claim of Lavanah Chanthysyhavong and refer the matter to the District's insurance administrators.

C. Resolution No. 2014-14: County of Sacramento CalWORKS Data Sharing Agreement

That the Board of Trustees adopt Resolution No. 2014-14 and authorize the Chancellor or his designee(s) to execute the contract and any future augmentations, amendments, renewals, extensions, or other modifications to the agreement.

D. Resolution No. 2014-15: County of Sacramento CalWORKS Work Study Agreement

That the Board of Trustees adopt Resolution No. 2014-15 and authorize the Chancellor or his designee(s) to execute the contract and any future augmentations, amendments, renewals, extensions, or other modifications to the agreement.

E. Ratify: Grants and Contracts Awarded

That the Board of Trustees ratify the grant and contract awards listed herein pursuant to Board Policy 8315.

Title, Description, Term, Project Administrator	College/Unit	Amount	Source
LRCCD MESA Scholarships <ul style="list-style-type: none"> • Scholarship funds for twenty qualified MESA students. • 6/20/2014 through 6/19/2015 • Administrator: John Auberg, Dean, Mathematics 	ARC	\$5,000	Teichert Foundation
General Child Care and Development Programs - Augmentation <ul style="list-style-type: none"> • Additional funds for the District's General Child Care and Development Programs 	District-wide	\$3,729	California Dept. of Education

<ul style="list-style-type: none"> 7/1/2014 through 6/30/2015 Administrator: Theresa Matista, Vice Chancellor, Finance and Administration 			
California State Preschool Program - Augmentation <ul style="list-style-type: none"> Additional funds for the District's State Preschool Program 7/1/2014 through 6/30/2015 Administrator: Theresa Matista, Vice Chancellor, Finance and Administration 	District-wide	\$8,000	California Dept. of Education

F. Contract Award: Districtwide Furniture and Related Services

That the Board of Trustees award the contract for bid #14018 to Jones-Campbell Co., Inc.

G. District Quarterly Financial Status Report (311Q)

That the Board of Trustees receive the June 30, 2014 Quarterly Financial Status Report (CCFS-311Q) and the related financial statements and authorize staff to submit the prescribed report to the Chancellor's Office and to the Sacramento County Office of Education.

H. Foundation Quarterly Investment Report

That the Board of Trustees receive the Foundation Quarterly Investment Report for the year ended June 30, 2014.

I. Disposition of Stale District Records

That the Board of Trustees approve the disposition of the documents referenced in the August board agenda packet.

J. Ratify: New Contracts and Renewals

That the Board of Trustees ratify the service and professional service agreements listed herein pursuant to Board Policy 8315.

CONTRACTS					
Description	Agreement Amount	Initial (I) Renewal (R)	Valid Dates	Consultant/ Contractor	Department Sponsor
Commissioning Services for FLC EDC Student Services Expansion	\$16,200.00	I	07/09/14 – 12/30/14	River City Controls	Facilities
Construction Testing Services for ARC Student Services	\$20,757.00	I	06/23/14 – 07/31-15	Matriscope Engineering Laboratories, Inc.	Facilities
On-Call Telecommunications Services	\$45,000.00	R	07/01/14 – 12/30/14	Randstad Technologies, LP	Information Technology
IT Support Services for	\$357,120.00	R	07/1/14-	Point to Point	Information

Exchange Administration			06/30/15	Consulting, Inc.	Technology
Professional Interpreter Services	\$155,000.00	R	07/10/14 – 06/30/15	Eaton Interpreting Services, Inc.	District Wide
Professional Interpreter Services	\$30,000.00	R	07/01/14 – 06/30/15	Access Language Connection	FLC - DSPS
Professional Interpreter Services	\$20,000.00	R	07/15/14 – 06/30/15	Class Act Alliance, Inc.	SCC – DSPS
Professional Interpreter Services	\$55,000.00	R	07/01/14 – 06/30/15	West Coast Captioning	ARC & CRC DSPS
Professional Interpreter Services	\$80,000.00	R	07/01/14 – 06/30/15	Sign Language Interpreting Services	ARC DSPS
Services for Mandated Cost Claims	\$45,000.00	R	07/01/14 – 06/30/15	SixTen and Associates	Business Services
SB70 Coordination and Technical Assistance Services for Middle & High School Teacher Externships	\$83,401.25	R	07/01/14 – 11/30/14	North State Building Industry Foundation	CRC Instruction and Student Learning
Stipends for AB 86 Adult Education Consortium Planning Teacher Release Time	\$18,000.00	I	07/01/14 – 06/30/15	Center Unified School District	Vice Chancellor, Education and Technology
	\$18,000.00	I	07/01/14 – 06/30/15	Davis Joint Unified School District	
	\$18,000.00	I	07/01/14 – 06/30/15	El Dorado Union High School District	
	\$18,000.00	I	07/01/14 – 06/30/15	Elk Grove Unified School District	
	\$18,000.00	I	07/01/14 – 06/30/15	Elk Grove Unified School District	
	\$18,000.00	I	07/01/14 – 06/30/15	Folsom Cordova Unified School District	
	\$18,000.00	I	07/01/14 – 06/30/15	Galt Joint Union High School District Natomas Unified School District	
	\$18,000.00	I	07/01/14 –	Sacramento City Unified School	

	\$18,000.00	I	06/30/15 07/01/14 – 06/30/15	District San Juan Unified School District	
	\$18,000.00	I	07/01/14 – 06/30/15	Twin Rivers Unified School District	
	\$18,000.00	I	07/01/14 – 06/30/15	Washington Unified School District	
	\$18,000.00	I	07/01/14 – 06/30/15		
	\$18,000.00	I	07/01/14 – 06/30/15		

K. Disposition of Surplus Equipment

That the Board of Trustees approve the disposal of the surplus items listed in the August board agenda packet, which are valued at \$5,000 or less, pursuant to Education Code section 81452.

L. Purchase Orders, Warrants, Checks, and Wires

That the Board of Trustees approve the numbered purchase orders, warrants, checks, and wires issued during the period of June 16, 2014 through July 15, 2014.

PURCHASE ORDERS		
General Fund	0001076601-0001077373 B115000-B115448	\$ 8,452,960.31
Capital Outlay Fund	0003015717-0003015755	
Child Development Fund	0006000742-0006000743 B615000-B615002	
Self-Insurance Fund	0009000317-0009000318 B9000319-B9000319	
WARRANTS		
General Fund	701592-702951	\$ 9,418,828.79
General Fund-ARC Instructional Related	004104-004174	
General Fund-CRC Instructional Related	021437-021452	
General Fund-FLC Instructional Related	030498-030501	
General Fund-SCC Instructional Related	043289-043343	

Capital Outlay Fund	828758-828835	
Child Development Fund	953972-953976	
Self-Insurance Fund	976193-976195	
Payroll Warrants	230829-232047	
Payroll-Direct Deposit	683250-686322	\$ 13,269,627.69
June Leave Process	232048-233914	
Payroll Vendor Warrants	56670-56822	
CHECKS		
Financial Aid Disbursements	2040411-2043171	\$ 2,212,968.12
Clearing Checks	2519-2521	\$ 701.81
Parking Checks	2827-2831	\$ 372.00
Bookstore Fund – ARC	28338-28373	\$ 758,629.34
Bookstore Fund – CRC	025482-025538	
Bookstore Fund – FLC	8537-8560	
Bookstore Fund – SCC	046706-046777	
Student Clubs Agency Fund – ARC	4326-4349	\$ 37,724.11
Student Clubs Agency Fund – CRC	3358-3370	
Student Clubs Agency Fund – FLC	1768-1775	
Student Clubs Agency Fund – SCC	2822-2835	
Foundation – ARC	3892-3935	\$ 181,349.38
Foundation – CRC	1723-1731	
Foundation – FLC	0773-0779	
Foundation – SCC	3039-3067	
Foundation – DO	0581-0586	
Associated Students Trust Fund – ARC	0659-0660	\$ 2,591.01
Associated Students Trust Fund – CRC	0595-0596	
Associated Students Trust Fund – FLC	0495-0496	
Associated Students Trust Fund – SCC	-	
Regional Performing Arts Center Fund	USI Check System 2528-2592 Manual Checks 9105-9105	\$ 355,229.05
WIRES		
Board of Equalization	-	\$ 13,500
PARS	-	\$ 42,930.60
Vendors	-	\$ -

M. Regular Human Resources Transactions

That the Board of Trustees approve the human resources transactions listed in the August board agenda packet.

6. COLLECTIVE BARGAINING

A. LRCEA Collective Bargaining Agreement 2014-17 Public Disclosure and Approval

A motion was made by Ms. Haynes, seconded by Ms. Scribner, that the Board of Trustees accept the disclosure information and approve the contract agreement with the Los Rios Classified Employees Association (LRCEA) for the period July 1, 2014 to June 30, 2017.

Roll Call Vote:

Aye: Haynes, Johnson, Jones, Ortiz, Scribner

No: None

Absent: Albiani

Motion carried; 5:0

7. ACTION

A. Contract: Civitas Learning

A motion was made by Mr. Johnson, seconded by Ms. Haynes, that the Board of Trustees approve the contract with Civitas Learning and authorize the Chancellor or designee to execute it.

Roll Call Vote:

Aye: Haynes, Johnson, Jones, Ortiz, Scribner

No: None

Absent: Albiani

Motion carried; 5:0

B. Reaffirmation of District Boundaries

A motion was made by Ms. Haynes, seconded by Mr. Johnson, that the Board of Trustees reaffirm the internal Trustee Area boundaries approved in 2011 and direct staff to submit appropriate documentation to the Registrar of Voters.

Roll Call Vote:

Aye: Haynes, Johnson, Jones, Ortiz, Scribner

No: None

Absent: Albiani

Motion carried; 5:0

C. Public Hearing: Resolution No. 2014-13A: AT&T Easement – Rancho Cordova Center

A motion was made by Ms. Haynes, seconded by Mr. Johnson, that the Board of Trustees adopt Resolution No. 2014-13A authorizing the Chancellor or designee to execute a deed granting AT&T an easement to construct, maintain, operate, inspect, repair, replace, and improve communications facilities and equipment, and to deliver it to AT&T.

Roll Call Vote:

Aye: Haynes, Johnson, Jones, Ortiz, Scribner

No: None

Absent: Albiani

Motion carried; 5:0

D. Pay Rate Schedules: 2013-14 Final and 2014-15 Interim

A motion was made by Ms. Ortiz, seconded by Ms. Haynes, that the Board of Trustees approve and adopt the salary schedules for all groups and individuals listed in the August board agenda packet.

Roll Call Vote:

Aye: Haynes, Johnson, Jones, Ortiz, Scribner

No: None

Absent: Albiani

Motion carried; 5:0

8. INFORMATION

A. Capital Adult Education Regional Consortium Update

The Capital Adult Education Regional Consortium, which includes Los Rios Community College District and 12 regional K-12 school districts, has been gathering data on current adult education needs and program offerings throughout the region and is planning fall summits for adult education providers and community college faculty to review the offerings, identify gaps, and propose solutions. An update on progress thus far, and tasks still to be completed, was presented to the Board of Trustees for information and discussion.

9. BOARD MEMBER REPORTS

Mr. Kipuke attended the Community College League of California's Student Trustee Conference in Burlingame and was appointed to serve as the chief of staff for California Community College Association of Student Trustees.

Mr. Johnson reported he was invited to serve as a Trustee team member on the Santa Ana College Accreditation Review Team this fall.

Ms. Scribner attended Sacramento City College's Shakespeare in the Park Festival in William Land Park.

Ms. Haynes attended the Campaign for College Opportunity Listening Tour. She also reported her completion of the online accreditation training and encouraged her colleagues to do the same prior to the November study session.

Ms. Ortiz also attended the Campaign for College Opportunity Listening Tour.

10. FUTURE AGENDA ITEMS

Mr. Johnson requested a future report on what Los Rios currently does with re-entry/rehabilitation students, and how the District is involved in this process.

11. REPORTS AND COMMENTS

The following constituency representatives presented reports to the Board:

Rochelle Franco, President, Folsom Lake College Classified Senate

Kale Braden, President, Districtwide Academic Senate

Dean Murakami, President, LRCFT

Chancellor's Report:

ARC: American River College once again won big this year at the State Fair! Student Mack Warren won 1st Place Outstanding Award and a 1st Place Award in Metal Fabrication for a Diva BBQ Pit. He also won 2nd Place in Metal Fabrication for a Monster BBQ Pit. Student David Wurlitzer won 3rd Place in Metal Fabrication for a Dragon BBQ Pit. Meanwhile, Professor Steve Byrd won an Outstanding Instructor Award for Metal Fabrication, Industrial and Technology Education. Student Rebecca Jobes won a first place award in Automotive, Diesel & Hydraulic Fabrication with her motorcycle jack. To top it off, a group project - a mechanical bull - took home several first place awards, including an outstanding welding award in Best of Show Industrial & Technology Education. Congrats to all the ARC students and faculty on a job well done!

CRC: The Sacramento Chapter of the American Public Works Association has selected Cosumnes River College's Parking Structure for a Project of the Year Award. The project, which was submitted by Regional Transit, won in the New Structures category of the Large Agency Division. The Association's Sacramento Chapter recognizes public works projects that demonstrate excellence in management, administration, design, construction and community relations, as well as the alliance between the managing agency and the consultant/engineer/contractor who worked together to complete the project. RT's Mike Wiley and Diane Nakano, as well as Los Rios' Dave Clinchy, Jon Sharpe, Pablo Manzo, and CRC's Cory Wathen were instrumental in the completion of this project.

FLC: Folsom Lake College student Sara Rose Thibaut traveled to Cooperstown, New York, during the week of July 28th to play in a Cooperstown Women's Baseball Showcase, as a lead-up to the induction of new members into the Baseball Hall of Fame. Sara is active with the organization "Baseball for All" that fosters and provides opportunities for girls to participate in baseball. She is currently majoring in Psychology for Transfer.

SCC: Sacramento City College will be in the news in the weeks ahead. News releases were sent to the Davis Enterprise, West Sacramento Ledger, Dixon Tribune and Woodland Democrat, as

part of the college’s access and enrollment campaign. In addition, KVIE’s Rob Stewart interviewed retired SCC Librarian Jack Halligan for the show “Rob on the Road” - a half-hour companion show to Ken Burns “The Roosevelts” to air on KVIE September 15th. The show will cover FDR’s “Floating White House” – the USS Potomac – in Oakland and is spotlighting the lovely mural at SCC from the WPA era of Roosevelt. And KCRA-TV channel 3 interviewed Outreach Specialist Tanya Anderson about the benefits of attending community college as part of a "back to school" special that the station is expected to air in September.

Chancellor King announced the following retirements:

Retirement			Years of Service
Edward P. Hege	Laboratory Technician – Science	23+	ARC

12. CLOSED SESSION

The following Board members went into closed session at 7:30 pm to consider the matter listed below: Ms. Haynes, Mr. Johnson, Mr. Jones, Ms. Ortiz, and Ms. Scribner.

- A. Pursuant to Government Code section 54957; Complaint Against Public Employee
- B. Pursuant to Government Code section 54956.9; Conference with Legal Counsel – Existing Litigation; WCAB No. ADJ 8734611

Closed Session Adjourned: 8:00 pm

Open Session: 8:03 pm

13. OPEN SESSION: REPORT OF ANY ACTION TAKEN IN CLOSED SESSION

In closed session, under item 12A, the Board of Trustees voted to reject the appeal of a claim of discrimination filed by the student.

Roll Call Vote:

Aye: Johnson, Jones, Ortiz, Scribner

No: Haynes

Absent: Albiani

Motion carried; 4:1

In closed session, under item 12B, the Board of Trustees authorized the settlement of the workers’ compensation claim identified in the agenda with a recognition of 51% disability rating and a payment of \$55,100.

Roll Call Vote:

Aye: Haynes, Johnson, Jones, Ortiz, Scribner

No: None

Absent: Albiani

Motion carried; 5:0

14. ADJOURNMENT

A motion was made by Ms. Ortiz, seconded by Ms. Haynes, that the meeting be adjourned.

Motion carried; 5:0

President Jones adjourned the meeting at 8:06 p.m.

BRIAN KING

Chancellor and Secretary to the Board of Trustees

Draft Minutes presented to the Board of Trustees: September 10, 2014

jd

LOS RIOS COMMUNITY COLLEGE DISTRICT

PRESENTED TO BOARD OF TRUSTEES

DATE: September 10, 2014

SUBJECT:	Curriculum Proposals: American River, Cosumnes River and Folsom Lake Colleges	ATTACHMENT: Yes	
		ENCLOSURE: None	
AGENDA ITEM:	Consent Item B	TYPE OF BOARD CONSIDERATION:	
RECOMMENDED BY:	Susan L. Lorimer <i>Susan L. Lorimer</i>	CONSENT/ROUTINE	X
		FIRST READING	
APPROVED FOR CONSIDERATION:	Brian King <i>Brian King</i>	ACTION	
		INFORMATION	

STATUS:

The District Curriculum Coordinating Committee reviews college proposals for new, modified, or deleted courses and programs; general education guidelines, graduation competencies, grading policies, course placement into disciplines, and discusses and acts on other curriculum related issues. The enclosed curriculum was approved at the August 29, 2014 meeting.

The District Curriculum Coordinating Committee membership includes the following representatives: American River College – Julie Chung, Kristen Corbin (Chair), Bill Simpson, Kathy Rodgers, Colleen Owings; Cosumnes River College – Michael Lawlor, Cori Burns, Amanda Wolcott, Whitney Yamamura; Folsom Lake College – Eric Wada, Debra Worth, Bruce Werner; Sacramento City College – Lonnie Larson, Brett Thomas, Richard Yang, Mary Turner; District Senate – Kale Braden; Articulation Officer – Lynn Fowler; and District Office – Sue Lorimer.

RECOMMENDATION:

It is recommended that the Board of Trustees approve the curriculum proposals for American River, Cosumnes River, and Folsom Lake Colleges.

Los Rios Community College District

Recommendation for Adoption by the Board of Trustees

September 10, 2014

COURSE PROPOSALS

Course Deletions

Cosumnes River College

1. **DANCE 311 Urban Hip Hop (1.00 unit)**

Justification: This course is being moved into DANCE 351 as agreed to by the district in response to new repeatability regulations.

Folsom Lake College

1. **KINES 410 Personal Trainer Certification: Exercise Science & Fitness Assessment (3.00 units)**

Justification: This course is being deleted due to sustained lack of student completion and was written solely for the Personal Trainer Certificate, which is being deleted.

2. **KINES 411 Personal Trainer Certification: Program Design & Instructional Methodology (3.50 units)**

Justification: The Personal Trainer Certificate Program is being deleted due to sustained lack of student completion and was written solely for the Personal Trainer Certificate, which is being deleted.

New to College Courses

Folsom Lake College

1. **NUTRI 322 Nutrition Issues Throughout Life (3.00 units)**

Prerequisite: None.

54.00 hours lecture

This course is a study of the nutritive needs of persons at various stages of the lifecycle with emphasis on special periods such as pregnancy, preschool, adolescence, and aging. This course is particularly helpful to Kinesiology and Early Childhood Education majors as well as those dealing with people in social agencies, such as nursing and gerontology. Students must purchase the appropriate dietary software.

Justification: This course provides a working knowledge of the influence of age, growth, and normal development on nutrition requirements. Students will also be able to demonstrate the ability to determine nutrient requirements across the lifespan. This knowledge is required for individuals working in the field of nutrition or dietetics and is beneficial for anyone working in a health-related field. Once the new Nutrition A.S. degree has been cataloged, this course will be added as an elective.

2. **SPORT 357 Pre-Season Conditioning For Women's Soccer (0.50 - 3.00 units)**

Prerequisite: None.

Enrollment Limitation: The student must demonstrate intercollegiate athletic soccer skills as determined by a try-out conducted by the coaching staff to remain in the course.

27.00 - 162.00 hours laboratory

This course covers pre-season training and conditioning skills and techniques specific for intercollegiate soccer. Topics include skill development, strength training, cardiovascular conditioning, and speed training. Students will need to provide appropriate soccer attire, soccer cleats, and shin guards.

Justification: This course provides the off-season athlete with the necessary physical and technical training needed for conditioning during the pre-season to prevent injury, to increase muscular endurance, and to provide for movement proficiency specific to the sport. This course will replace SPORT 353.

3. **SPORT 358 Pre-Season Conditioning for Men's Soccer (0.50 - 3.00 units)**

Prerequisite: None.

Enrollment Limitation: The student must demonstrate intercollegiate athletic soccer skills as determined by a try-out conducted by the coaching staff to remain in the course.

27.00 - 162.00 hours laboratory

This course covers pre-season training and conditioning skills and techniques specific for intercollegiate soccer. Topics include skill development, strength training, cardiovascular conditioning, and speed training. Students will need to provide appropriate soccer attire, soccer cleats, and shin guards.

Justification: This course provides the off-season athlete with the necessary physical and technical training needed for conditioning during the pre-season to prevent injury, to increase muscular endurance, and to provide for movement proficiency specific to the sport. This course will replace SPORT 353.

New to District Courses

Folsom Lake College

1. GEOG 393 Field Studies in Geography: Arid Landscapes (1.00 - 4.00 units)

Prerequisite: None.

Advisory: GEOG 300

6.00 - 24.00 hours lecture, 36.00 - 144.00 hours laboratory

This course involves the study of geographic principles and processes in arid environments. The course content will vary by destination but may include topics in physical geography (e.g., plant and animal communities, climate and weather, geology and geomorphology, natural hazards, environmental impacts, etc.), human geography (e.g., cultural landscapes, economic activities, transportation issues, land use patterns, etc.), and include introduction to tools and techniques used for geographic field research (e.g., map and compass use, the Global Positioning System (GPS), Geographic Information Systems (GIS), etc.). Field excursions are required.

Justification: The LRCCD Geography Departments have collectively decided to modernize the field course curriculum to better align with the new A.A. for Transfer degrees and repeatability standards. The current Geography 390 field course will be split into four courses, each specific to a particular region, with variable units and locations. This will reduce issues of course repeatability and improve student access to geoscience field studies. This course on Arid Landscapes is the first of the four classes to be introduced at FLC.

2. PSYC 380 Psychology of Business (3.00 units)

Prerequisite: None.

54.00 hours lecture

This course provides an overview of the field of psychology of organizations with the specific focus on motivation, leadership, organizational assessment, personnel selection, training, and the application of psychological research techniques in the work environment.

Justification: This course will be a component of a possible future degree or certification in the FLC Psychology program.

3. TMACT 305 Futsal I (1.00 unit)

Prerequisite: None.

54.00 hours laboratory

This is an introductory course designed to review and practice the fundamental skills relative to the game of Futsal. Students will learn the basic rules of Futsal, which is a derivative of soccer and played with five-player teams on a basketball court, with no walls and a low bouncing ball.

Justification: The Kinesiology Department currently has only one offering in the TMACT designator which is one of the required "areas" from which students can choose to meet the activity course requirement for the Kinesiology A.A. for Transfer Degree. FLC has limited clusters from which students can choose to meet the "1 unit from 3 areas". Adding a course in the TMACT designator will allow one more cluster from which students can choose to meet this requirement and will make use of the new gymnasium facility.

PROGRAM PROPOSALS

New Programs

American River College

1. **Graphic Design: Intern Artist**

This certificate introduces the software and theory used by graphic designers in the design studio. It covers page layout, vector drawing, and photo manipulation basics. It also focuses on current industry trends in the digital marketplace.

Justification: This certificate is a split from the original graphic design certificate. It addresses specific skills needed to apply for intern positions in the graphic design industry.

2. **Graphic Design: Production Artist**

This certificate covers the process of digital production for printing and web. It focuses on the core software programs and current industry trends for digital media.

Justification: This certificate is split from the original graphic design certificate. It addresses specific skill sets needed to apply for production artist positions within the graphic arts industry.

Folsom Lake College

1. **Sociology**



The Associate in Arts in Sociology for Transfer program prepares students for graduation from Folsom Lake College and provides a path to students who wish to transfer as a sociology major to any CSU. The degree fulfills lower division coursework requirements and exposes students to the core principles and practices in the field of sociology. **NOTE TO TRANSFER STUDENTS:** Students interested in transferring to a four-year college or university to pursue a bachelor's degree in this major should meet with a counselor to confirm the courses required for lower division preparation in the major. Transfer institutions may vary in terms of the required preparation.

Justification: To add a new transfer degree to our catalog.

LOS RIOS COMMUNITY COLLEGE DISTRICT

PRESENTED TO BOARD OF TRUSTEES

DATE: September 10, 2014

SUBJECT:	Claim: Faith Moore	ATTACHMENT: Yes	
		ENCLOSURE: None	
AGENDA ITEM:	Consent Item C	TYPE OF BOARD CONSIDERATION:	
RECOMMENDED BY:	JP Sherry 	CONSENT/ROUTINE	X
		FIRST READING	
APPROVED FOR CONSIDERATION:	Brian King 	ACTION	
		INFORMATION	

STATUS:

Claimant is seeking damages from Los Rios Community College District.

RECOMMENDATION:

It is recommended that the Board of Trustees reject the claim of Claimant as to those claims that accrued less than six months prior to the date the claim was submitted and refer those matters to the District's insurance administrators. It is recommended that the Board take no action as to those claims that arose more than six months prior to the date the claim was submitted.



Claim for Damages Form

ONCE SUBMITTED, THIS IS A PUBLIC DOCUMENT

LRCCD Use Only
Received

AUG 14 2014

**Office of the General Counsel
Los Rios Community College District**

Claimant Information	First Name <i>Faith</i>		MI <i>L.</i>	Last Name <i>MOORE</i>		
	Date of Birth (MM/DD/YY)*			Social Security No.*		
	Driver's License No.		License State <i>CA</i>	Receives or is eligible for SSDI or Medicare? * (Yes/No) <i>Yes</i>		
	Home Address (Number/Street) <i>200 South Kensington Drive #314</i>				Business Name (if including business address)	
	City <i>Folsom</i>		State <i>CA</i>	Zip Code <i>95630</i>		Business Address (Number/Street)
	Mail Notices to which address? <input checked="" type="checkbox"/> Home <input type="checkbox"/> Business <input type="checkbox"/> Attorney				City	State
Injury/Damage Information	Date injury/damage occurred (MM/DD/YY) <i>6/2013 - 8/2014</i>		Time of day injury/damage occurred <i>N/A</i>		Where did injury/damage occur? (College site, street address, intersection, other locations, etc.) <i>Folsom Lake College</i>	
	How did injury /damage occur? (Describe accident or occurrence in complete detail/attach additional pages if needed) <i>During the summer session of 2013, claimant was denied a reasonable accommodation for the Humanities 300 course. As a result she failed, and retake in summer 2014 and was again denied a reasonable accommodation.</i>					
	Name(s) of Los Rios employees involved <i>Prof. Deville; Dr. Tim Mac</i>			Police Report No. <i>N/A</i>		
	What action or inaction of Los Rios employee(s) causes your injury/damages? <i>They failed to make accommodations for education testing</i>					
	What injuries/damages did you suffer? <i>Claimant had to retake course, extreme emotional distress</i>					
	State the amount of the claim, if less than \$10,000					
Include the estimated amount of any prospective injury, damage or loss, insofar as it may be known at the time the claim is presented, and list the basis for the computation of the amount claimed <i>Unknown at this time</i>						
If the dollar amount of the claim is more than \$10,000, no dollar amount will be stated, but please indicate whether the claim is a limited civil case claim (total dollar amount less than \$25,000) <input type="checkbox"/> Yes, it is a limited civil case claim <input checked="" type="checkbox"/> No, it is not a limited civil case claim						
Certification	By signing below, I certify that all information furnished on this form is accurate, truthful, and complete, and that I understand that the presentation of a false claim is a felony (refer to CA Penal Code Sec 72). Note: If the signer is not the Claimant, indicate the relationship of the signer to the Claimant (parent, attorney, etc.) and address.					
	Signature <i>Faith Moore</i>		Date <i>08/14/2014</i>	Relationship and address (if not Claimant)		
Directions for Submission	Attach and include with this form any bills for medical treatment or expenses/estimates for personal property damage.				Return completed form to: Los Rios Community College District ATTN: General Counsel 1919 Spanos Court Sacramento, CA 95825	
	Once submitted, this form becomes a public document. However, please note that Claimant's Date of Birth, Social Security No., and Driver's License No. <u>WILL REMAIN CONFIDENTIAL.</u>					

*Responses REQUIRED for Federal Medicare Secondary Payer Reporting

LOS RIOS COMMUNITY COLLEGE DISTRICT

PRESENTED TO BOARD OF TRUSTEES

DATE: September 10, 2014

SUBJECT:	District Annual Investment Report	ATTACHMENT: Yes	
		ENCLOSURE: None	
AGENDA ITEM:	Consent Item D	TYPE OF BOARD CONSIDERATION:	
RECOMMENDED BY:	Theresa Matista <i>Theresa Matista</i>	CONSENT/ROUTINE	X
		FIRST READING	
APPROVED FOR CONSIDERATION:	Brian King <i>Brian King</i>	ACTION	
		INFORMATION	

BACKGROUND:

As specified in Board Policy P-8252, within three months of the close of each fiscal year, an annual investment report of all District directed investments shall be presented to the Board of Trustees.

The purpose of the investment report is to inform the Board regarding District directed investments, consisting primarily of assets of the Retiree Health Benefits Trust, Bookstore, and certain fiduciary funds. The majority of the District’s monetary assets – cash, cash equivalents, and investments – are required to be held in appropriate Sacramento County Treasury accounts and investments of such assets are directed by the County. For comparative purposes and a complete overview of investment and interest income earned by the District in 2013-14, the attached annual investment report shows both District and County directed monetary assets and their earnings.

STATUS:

District directed assets were invested in compliance with Board Policy P-8252. Detail regarding those investments for the year ended June 30, 2014 follows.

Other Debt Service Fund (ODSFD):

Most ODSFD monies are required to be deposited in the County Treasury. However, Certificate of Participation’s (COP’s) regulations require that a reserve account be maintained in an amount equal to or greater than the debt service cost of principal and interest payments in the final year of the notes. To meet this requirement, approximately \$490,000 (market value of \$580,000) is invested in Federal Farm Credit Bank (FFCB) bonds held in custody by The Bank of New York Mellon Trust Company, N.A., San Francisco, under District direction and Sacramento County Treasury’s approval. The COP’s were issued in June 2006 to help finance the construction of the Sacramento City College’s parking garage.

Retiree Health Benefits Trust (Trust):

On November 7, 2007 the Board established this irrevocable trust in response to accounting requirements of Governmental Accounting Standards Board, specifically GASB 43 and 45. Wells Fargo Bank, N.A. was appointed trustee and investment manager of the Trust. As the sponsor and sole contributor of monies to the Trust, the District has primary responsibility for the management of the Trust for the benefit of its current and future retirees. Under review by the Oversight Committee, established by the Board, and within investment guidelines and restrictions of Board Policy P-8252, the Wells Fargo Bank investment manager has invested Trust monies in various mutual and index funds. As of June 30, 2014, approximately 63.2% of the \$101.0 million portfolio was invested in bond funds, 34.8% in equity funds, and 2.0% in a money market account.

Due to the continued improvement in the stock market and the consistency of the bond market during the past fiscal year, the Trust had a net gain of nearly \$10.3 million or approximately an 11.3% gain in asset value. The District goal for average return is currently 5%. An actuarial study is required every two years which allows for current economic conditions to be factored into the goal for annual returns.

Annual Investment Report:

The first page of the attached report summarizes both District and County directed investment balances as of June 30, 2014 and the related earnings during fiscal year 2013-14. Only \$8.1 million of the total District funds of nearly \$232.9 million is directed by the District. District funds have earned a weighted average annual percentage rate (APR) of 0.18%. Most of the District directed assets are invested in the Local Agency Investment Fund (LAIF).

The second and third pages provide more detailed information about District directed investments. The Retiree Health Benefits Trust assets have been professionally managed by Wells Fargo Bank since inception. The investment advisor meets regularly with the Retiree Health Benefits Trust Oversight Committee.

The fourth and fifth pages of the report show similar information regarding County and Escrow directed investments. Except for the Bond Projects and Bond Redemption Funds, County directed assets are invested in the County's pooled account, which earned 0.09% in 2013-14. Proceeds from the District's sale of GO Bonds are separately invested by the County in commercial paper, government agency notes and other authorized investment instruments. Earnings on these separately invested GO Bond monies ranged from 0.06% - 0.16% in fiscal year 2013-14. Investment earnings for the Bonds Projects or Bond Redemption funds may only be expended for bond project costs or bond debt service, respectively.

RECOMMENDATION:

It is recommended that the Board of Trustees accept the District's Annual Investment Report for fiscal year 2013-14.

Los Rios Community College District
Summary of Investment Balances and Income
For Fiscal Year Ended June 30, 2014

	District Directed	County Directed	Total District Funds	Retiree Health Benefits Trust (District Directed)	Annual Percentage Rate (APR)
Account Balances: June 30, 2014					
County Treasury		199,266,886	199,266,886		
Local Agency Investment Fund (LAIF)	7,542,630		7,542,630		
Money Market Accounts	1,251		1,251	1,980,230	
Government Sponsored Enterprise (GSE's) Notes (1-5 years):		25,526,274	25,526,274		
Government Sponsored Enterprise (GSE's) Bonds (> 5 years):	579,649		579,649		
Mutual Funds:					
Fixed Income Funds (Bond Market)				63,857,976	
Equity Funds				35,163,681	
Total Investment Balances: June 30, 2014	8,123,530	224,793,160	232,916,690	101,001,887	
Investment and Interest Income 2013-14:					
County Treasury		250,604	250,604		0.093%
Local Agency Investment Fund (LAIF)	18,418		18,418		0.249%
Money Market Accounts			-	3,034	0.160%
Other Interest Income		3,385	3,385		n/a
Gov't Sponsored Enterprise (GSE's) Discounted Notes (< 1 year):		78,375	78,375		0.159%
Government Sponsored Enterprise (GSE's) Bonds (> 5 years):	21,881		21,881		4.350%
Mutual Funds:					
Fixed Income/Bond Funds				3,037,785	5.046%
Equity Funds				7,233,433	24.785%
Total Investment and Interest Income for 2013-14	40,299	332,364	372,663	10,274,252	
Annual Percentage Rate (APR)	0.510%	0.168%	0.181%	11.256%	

**Los Rios Community College District
District Directed Investment Balances as of June 30, 2014**

	Purchase Date	Maturity Date	COP's Interest and Redemption Fund	Bookstore Fund	Student Association Funds	Total District Funds	Retiree Health Benefits Trust	RHB Trust % of Total Investments
Account Balances: June 30, 2014								
Local Agency Investment Fund (LAIF)				7,319,750	222,880	7,542,630		
Money Market Accounts:								
Dreyfus Institutional Reserve Treasury			1,251			1,251		
Wells Fargo Advantage - Institutional Class							1,980,230	1.96%
Government Sponsored Enterprise (GSE's) Bonds (> 5 years):								
Federal Farm Credit Bank (FFCB) Bonds	02/02/06	07/02/18	579,649			579,649		
Fixed Income Funds:								
Federated Total Return Bond Fund							21,370,992	21.16%
Vanguard Total Bond Market Index Fund							21,080,394	20.87%
Wells Fargo Core Bond Fund							21,406,590	21.20%
Total Fixed Income Funds							63,857,976	63.23%
Equity Funds:								
American Europacific Growth Fund							4,556,866	4.51%
Wells Fargo International Equity Fund							2,135,129	2.11%
Wells Fargo Large Cap Growth							11,941,497	11.82%
Wells Fargo Large Cap Value							11,920,192	11.80%
Wells Fargo Russell 2000 Index Fund							4,609,998	4.57%
Total Equity Funds							35,163,681	34.81%
Total District Directed Investments			580,900	7,319,750	222,880	8,123,530	101,001,887	100.00%

Los Rios Community College District											
District Directed Investment Income for Fiscal Year 2013-14											
	Purchase Date	Maturity or Sale Date	COP's Interest and Redemption Fund	Bookstore Fund	Student Association Funds	Total District Funds	RHB Trust Realized Gain/(Loss)	RHB Trust Unrealized Gain/(Loss)	Total Retiree Health Benefits Trust Gain/(Loss)	Annualized Yield (excluding unrealized mkt gains or losses)	Annual Percentage Rate (APR) (including unrealized mkt gains or losses)
Investment/Interest Income 2013-14:											
Local Agency Investment Fund (LAIF)				17,830	588	18,418				0.22% - 0.26%	0.249%
Money Market Accounts:											
Wells Fargo Advantage - Institutional Class							3,034		3,034	0.02% - 0.18%	0.160%
Government Sponsored Enterprise (GSE's) Bonds (>5 years):											
Federal Farm Credit Bank (FFCB) Bonds	02/02/06	07/02/18	21,881			21,881			-	4.35%	4.350%
Fixed Income Funds:											
Federated Total Return Bond Fund							845,430	320,650	1,166,080	4.24%	5.845%
Vanguard Total Bond Market Index Fund							550,775	310,737	861,512	2.69%	4.214%
Wells Fargo Core Bond Fund							-	1,010,193	1,010,193	0.00%	5.101%
Total Fixed Income Funds							1,396,205	1,641,580	3,037,785	3.46%	5.046%
Equity Funds:											
American Europacific Growth Fund							83,996	720,918	804,914	n/a	21.333%
Wells Fargo International Equity Fund							-	401,710	401,710	n/a	23.294%
Wells Fargo Large Cap Growth							496,402	2,458,025	2,954,427	n/a	27.137%
Wells Fargo Large Cap Value							78,429	2,026,756	2,105,185	n/a	24.025%
Wells Fargo Russell 2000 Index Fund							128,516	838,681	967,197	n/a	23.957%
Total Equity Funds							787,343	6,446,090	7,233,433	n/a	24.785%
Total District Directed Investment Income			21,881	17,830	588	40,299	2,186,582	8,087,670	10,274,252		
Annual Percentage Rate (APR) by Fund/Trust			4.350%	0.250%	0.250%	0.510%	n/a	n/a	11.256%		

Los Rios Community College District															
County and Escrow Directed Investment Balances and Income as of June 30, 2014															
	Purchase Date	Maturity Date	Purchase Price	General Fund	Capital Projects Fund	Bond Projects Fund	Bond Interest and Redemption Fund	Other Debt Service Fund incl. COP's	Self Insurance Fund	Child Development Fund	Student Financial Aid Trust Fund	Scholarship and Loan Trust Fund	Total District Funds	Annualized Yield (excluding unrealized mkt gains or losses)	Annual Percentage Rate (APR)
Account Balances: June 30, 2014															
County Directed Investments:															
County Treasury Pooled Account - LRCCD Account				20,540,153	83,774,642	45,674,495	20,804,066	19,025,912	8,140,749	650,504	587	655,778	199,266,886		
Government Sponsored Enterprise (GSE's) Notes (< 1 year):															
FHLB D.N. - GO Bonds 2008B						24,041,304							24,041,304		
FHLB D.N. - GO Bonds 2008B							1,484,970						1,484,970		
Total County Directed Investments				20,540,153	83,774,642	69,715,799	22,289,036	19,025,912	8,140,749	650,504	587	655,778	224,793,160	-	
County Directed Investment/Interest Income:															
County Treasury Pooled Account - LRCCD Account				17,228	102,168	23,879	79,007	17,895	9,006	626	184	611	250,604	0.093%	0.093%
Property Taxes Collected, Interest Earned on:													-		
Other Counties				3,385									3,385	n/a	n/a
Government Sponsored Enterprise (GSE's) Notes (< 1 year):															
FHLMC D.N. - GO Bonds 2008B				06/27/13	06/18/14	\$47,999,933		75,212					75,212	0.162%	0.162%
FHLMC D.N. - GO Bonds 2008B				06/27/13	01/31/14	\$ 3,081,759		2,200					2,200	0.122%	0.122%
FHLB D.N. - GO Bonds 2008B				06/18/14	12/12/14	\$24,038,122		799					799	0.093%	0.093%
FHLB D.N. - GO Bonds 2008B				04/23/14	07/23/14	\$ 1,484,784		164					164	0.058%	0.058%
Total Government Sponsored Enterprise (GSE's) Discounted Notes							76,011	2,364					78,375	n/a	0.159%
Total County Directed Investment/Interest Income				20,613	102,168	99,890	81,371	17,895	9,006	626	184	611	332,364	n/a	0.168%
Annual Percentage Rate (APR) by Fund				0.093%	0.093%	0.163%	0.096%	0.093%	0.093%	0.093%	0.093%	0.093%	0.168%		

LOS RIOS COMMUNITY COLLEGE DISTRICT

PRESENTED TO BOARD OF TRUSTEES

DATE: September 10, 2014

SUBJECT:	Resolution 2014-16: CalSTRS Analyst, Soft Skills, and Computer Training Contract	ATTACHMENT: Yes	
		ENCLOSURE: None	
AGENDA ITEM:	Consent Item E	TYPE OF BOARD CONSIDERATION:	
RECOMMENDED BY:	Beverly Sandeen <i>Babs Sandeen</i>	CONSENT/ROUTINE	X
		FIRST READING	
APPROVED FOR CONSIDERATION:	Brian King <i>Brian King</i>	ACTION	
		INFORMATION	

BACKGROUND:

The California State Teachers' Retirement System (CalSTRS) is requiring contractors to provide a Board resolution authorizing the execution of the CalSTRS Contract No. 4400000950, Analyst, Soft Skills, and Computer Training Contract, and identify individuals authorized to sign and otherwise enter into the contract. The purpose of the agreement is to provide customized training to CalSTRS employees.

STATUS:

Los Rios Community College District is serving as a contractor for the CalSTRS.

<u>Contract Name</u>	<u>Contract Number</u>	<u>Contract Amount</u>
CalSTRS Analyst, Soft Skills, and Computer Training	4400000950	\$454,965.00

RECOMMENDATION:

It is recommended that the Board of Trustees authorize the Chancellor or his designee(s) to execute the contract and any future augmentations, amendments, renewals, extensions, or other modifications to the agreement.



LOS RIOS COMMUNITY COLLEGE DISTRICT

American River ▪ Cosumnes River ▪ Folsom Lake ▪ Sacramento City Colleges

RESOLUTION

№ 2014-16

Authorizing Execution of a Contract from the California State Teachers' Retirement System

WHEREAS, the Los Rios Community College District, a California local governmental entity (hereinafter referred to as "Contractor") desires to enter into a contract with the California State Teachers' Retirement System (hereinafter referred to as "CalSTRS") for the purpose of providing customized training to State employees (Agreement № 4400000950), and authorize the designated personnel to sign contract documents pursuant to Standard Agreement Contract № 4400000950 ("Standard Agreement"): Now, therefore,

BE IT RESOLVED that the Los Rios Board of Trustees hereby authorizes the execution of Contract № 4400000950 by and between Contractor and CalSTRS; and

BE IT FURTHER RESOLVED that any individual employed by Contractor in the position(s) of: Vice Chancellor, Finance and Administration; Vice Chancellor, Resource and Economic Development; and Vice Chancellor, Education and Technology are hereby authorized on behalf of and in the name of Contractor and as its official act and deed to sign and otherwise enter into Contract № 4400000950 with CalSTRS; and

BE IT FURTHER RESOLVED that any individual employed by Contractor in the positions of: Vice Chancellor, Resource and Economic Development; Associate Vice Chancellor, Workforce and Economic Development; Director; and Coordinator shall be authorized to act on behalf of Contractor with respect to this Contract № 4400000950 by and between Contractor and CalSTRS and that CalSTRS may rely upon any communication or act, including telephone communication, made by the individuals authorized to act on behalf of Contractor pursuant to this resolution; and

BE IT FURTHER RESOLVED that the following individuals comprise the entire Los Rios Community College District Board of Trustees, 1919 Spanos Court, Sacramento, CA 95825: Kay Albiani, Pamela Haynes, Dustin Johnson, Robert Jones, Deborah Ortiz, and Ruth Scribner; and

BE IT FURTHER RESOLVED that the authority conferred pursuant to this resolution and the representation contained herein shall remain in full force and effect until written notice of the revocation thereof shall have been received by CalSTRS.

PASSED AND ADOPTED as Los Rios Community College District Resolution № 2014-16 this tenth day of September, 2014, by the following called vote:

AYES	NOES	ABSENT
------	------	--------

Robert Jones, Board President



Attest:

Brian King
Chancellor and Secretary to the Board

LOS RIOS COMMUNITY COLLEGE DISTRICT

PRESENTED TO BOARD OF TRUSTEES

DATE: September 10, 2014

SUBJECT:	Ratify: Grants and Contracts Awarded	ATTACHMENT: None	
		ENCLOSURE: None	
AGENDA ITEM:	Consent Item F	TYPE OF BOARD CONSIDERATION:	
RECOMMENDED BY:	Beverly Sandeen 	CONSENT/ROUTINE	X
		FIRST READING	
APPROVED FOR CONSIDERATION:	Brian King 	ACTION	
		INFORMATION	

BACKGROUND:

During the period of August 1, 2014 and August 31, 2014, the District received executed agreements for the following grant and contract awards:

Title, Description, Term, Project Administrator	College/Unit	Amount	Source
Community Lactation Assistance Project <ul style="list-style-type: none"> • Renewal funds to provide a course on lactation for First Five. • 7/1/2014 through 6/30/2015 • Administrator: Steven Boyd, Dean, Health and Education 	ARC	\$3,322	County of Sacramento
Enrollment Growth ADN RN Program <ul style="list-style-type: none"> • Renewal funds to support Nursing Program instruction. • 7/1/2014 through 6/30/2015 • Administrator: Steven Boyd, Dean, Health and Education 	ARC	\$272,087	CCCCO
Enrollment Growth ADN RN Program <ul style="list-style-type: none"> • Renewal funds to support Nursing Program instruction. • 7/1/2014 through 6/30/2015 • Administrator: Jim Collins, Dean, Science and Allied Health 	SCC	\$152,387	CCCCO

RECOMMENDATION:

It is recommended that the Board of Trustees ratify the grant and contract awards listed herein, pursuant to Board Policy 8315.

LOS RIOS COMMUNITY COLLEGE DISTRICT

PRESENTED TO BOARD OF TRUSTEES

DATE: September 10, 2014

SUBJECT:	Ratify: New Contracts and Renewals	ATTACHMENT: None	
		ENCLOSURE: None	
AGENDA ITEM:	Consent Item G	TYPE OF BOARD CONSIDERATION:	
RECOMMENDED BY:	Theresa Matista <i>Theresa Matista</i>	CONSENT/ROUTINE	X
		FIRST READING	
APPROVED FOR CONSIDERATION:	Brian King <i>Brian King</i>	ACTION	
		INFORMATION	

BACKGROUND:

During the period of August 1 - 31, 2014, the District received executed agreements and/or extensions for the following contracts:

CONTRACTS					
Description	Agreement Amount	Initial (I) Renewal (R)	Valid Dates	Consultant/ Contractor	Department Sponsor
Driver Training for Basic Academy Modules	\$40,000.00	R	07/01/14 – 06/30/15	City Of Sacramento Loss Prevention	ARC Safety Training Center
Professional Advocacy Services	\$44,000.00	R	07/01/14 – 03/09/15	McCallum Group, Inc.	DO Business Services
Pole Climbing and Substation Training	\$18,408.50	R	09/11, 09/16 -18	SMUD	ARC Safety Training Center

RECOMMENDATION:

It is recommended that the Board of Trustees ratify contracts listed herein, pursuant to Board Policy 8315.

LOS RIOS COMMUNITY COLLEGE DISTRICT

PRESENTED TO BOARD OF TRUSTEES

DATE: September 10, 2014

SUBJECT:	Ratify: Bid Transactions	ATTACHMENT: None	
		ENCLOSURE: None	
AGENDA ITEM:	Consent Item H	TYPE OF BOARD CONSIDERATION:	
RECOMMENDED BY:	Theresa Matista <i>Theresa Matista</i>	CONSENT/ROUTINE	X
		FIRST READING	
APPROVED FOR CONSIDERATION:	Brian King <i>Brian King</i>	ACTION	
		INFORMATION	

BACKGROUND:

Pursuant to Board Policy 8315 the bid transactions herein listed occurred during the period of August 1 - 31, 2014.

CHANGE ORDERS					
Bid No	Description	Change Amount	Change Number	Vendor	New Contract Total
13009	ARC Culinary Arts Bldg Expansion	\$35,762.00	4	Broward Builders, Inc.	\$8,418,508.00
13017	CRC Art Gallery	\$8,632.00	5	Kaler/Dobler	\$1,843,517.09
14009	FLC El Dorado Center Student Services Expansion	\$110,986.08	1	D.G. Granade	\$1,684,286.08
14013	FLC Rancho Cordova Center Construction	\$243,088.00	1	Roebbelen Contracting Inc.	\$11,445,788.00

RECOMMENDATION:

It is recommended that the Board of Trustees ratify the bid transactions for the month of August as herein listed.

LOS RIOS COMMUNITY COLLEGE DISTRICT

PRESENTED TO BOARD OF TRUSTEES

DATE: September 10, 2014

SUBJECT:	Disposition of Surplus Equipment	ATTACHMENT: None	
		ENCLOSURE: None	
AGENDA ITEM:	Consent Item I	TYPE OF BOARD CONSIDERATION:	
RECOMMENDED BY:	Theresa Matista <i>Theresa Matista</i>	CONSENT/ROUTINE	X
		FIRST READING	
APPROVED FOR CONSIDERATION:	Brian King <i>Brian King</i>	ACTION	
		INFORMATION	

BACKGROUND:

The Education Code regulates the procedures by which a community college district can dispose of real and personal property. Education Code section 81452 provides that the governing board may, by unanimous vote, dispose of items valued at \$5,000 or less by private sale without advertising or selling the items at public auction. The District has previously held an auction, at least annually and past auctions have generally cost more than they have netted for the District. In 1998, the District began transferring such surplus items to the State of California since the cost to store and sell such surplus items is greater than potential revenues.

STATUS:

The District has a quantity of surplus material, such as outdated desks and computers, which need to be disposed of. The State of California has accepted some of the surplus items but is not willing to take the entire surplus because they are unable to sell it. The District has located a scrap dealer who is willing to take most of our surplus items and recycle them.

All of the surplus items to be disposed of are either broken and/or not working, obsolete, in poor condition, or not needed for district/college operations: 3 audio duplicators; 10 audio players; 1 caption decoder; 1 card reader; 1 cart; 94 chairs; 119 computers; 1 computer drive; 8 data storage units; 1 desk; 1 exercise machine; 2 fax machines; 12 laptops; 70 monitors; 4 projector mounts; 3 power supply units; 11 printers; 11 projection screens; 9 projectors; 4 receivers; 3 replicators; 5 scanners; 12 servers; 2 slide viewers; 10 speakers; 1 storage drive; 11 switches; 3 televisions; 1 video editor; and 2 video players. These items have a value of less than \$5,000.

RECOMMENDATION:

It is recommended that the Board of Trustees approve the disposal of the listed items per Education Code section 81452.

LOS RIOS COMMUNITY COLLEGE DISTRICT

PRESENTED TO BOARD OF TRUSTEES

DATE: September 10, 2014

SUBJECT:	Purchase Orders, Warrants, Checks and Wires	ATTACHMENT: Yes	
		ENCLOSURE: None	
AGENDA ITEM:	Consent Item J	TYPE OF BOARD CONSIDERATION:	
RECOMMENDED BY:	Theresa Matista <i>Theresa Matista</i>	CONSENT/ROUTINE	X
		FIRST READING	
APPROVED FOR CONSIDERATION:	Brian King <i>Brian King</i>	ACTION	
		INFORMATION	

BACKGROUND:

A listing of purchase orders, warrants, checks and wires issued during the period of July 16, 2014 through August 15, 2014 is on file in the District Business Services Office for review.

RECOMMENDATION:

It is recommended that the Board of Trustees approve the numbered purchase orders, warrants, checks and wires that are reflected on the attached schedule.

PURCHASE ORDERS					
General Fund	0001074605-0001077803 B115449-B115590		\$ 37,722,663.65		
Capital Outlay Fund	0003015756-0003015807 B315000-B315000				
Child Development Fund	-				
Self-Insurance Fund	0009000320-0009000324				
WARRANTS					
General Fund	702952-704113		\$ 13,630,432.49		
General Fund-ARC Instructional Related	004175-004218				
General Fund-CRC Instructional Related	021453-021464				
General Fund-FLC Instructional Related	030502-030510				
General Fund-SCC Instructional Related	043344-043398				
Capital Outlay Fund	828836-828918				
Child Development Fund	953977-953979				
Self-Insurance Fund	976196-976203				
Payroll Warrants	233915-235314* <i>*includes retro warrants dated 8/20/14</i>		\$ 21,261,867.48		
Payroll-Direct Deposit	686323-693120				
June Leave Process	235315-236464				
Payroll Vendor Warrants	56823-56979				
CHECKS					
Financial Aid Disbursements	2043172-2044469		\$ 1,021,637.60		
Clearing Checks	-		\$ -		
Parking Checks	2832-2859		\$ 419.00		
Bookstore Fund – ARC	28374-28519		\$ 1,369,244.94		
Bookstore Fund – CRC	025539-025591				
Bookstore Fund – FLC	8561-8588				
Bookstore Fund – SCC	046778-046883				
Student Clubs Agency Fund – ARC	4350-4368		\$ 65,193.26		
Student Clubs Agency Fund – CRC	3371-3383				
Student Clubs Agency Fund – FLC	1776-1793				
Student Clubs Agency Fund – SCC	2836-2847				
Foundation – ARC	3936-4061		\$ 168,803.50		
Foundation – CRC	1732-1761				
Foundation – FLC	0780-0797				
Foundation – SCC	3068-3087				
Foundation – DO	0587-0588				
Associated Students Trust Fund – ARC	0661-0662		\$ 2,377.02		
Associated Students Trust Fund – CRC	0597-0598				
Associated Students Trust Fund – FLC	0497-0497				
Associated Students Trust Fund – SCC	-				
Regional Performing Arts Center Fund	USI Check System 2593-2624 Manual Checks 9106-9106		\$ 143,414.60		
WIRES					
Board of Equalization	-		\$ 15,465.00		
PARS	-		\$ -		
Vendors	-		\$ -		
STALE DATED WARRANT					
Payee (Employee ID)	Date Requested	Original Date	Original No	Reissued No	Amount
35598	8/12/14	7/15/11	609408	704512	\$104.00

LOS RIOS COMMUNITY COLLEGE DISTRICT

PRESENTED TO BOARD OF TRUSTEES

DATE: September 10, 2014

SUBJECT:	Regular Human Resources Transactions	ATTACHMENT: Yes	
		ENCLOSURE: None	
AGENDA ITEM:	Consent Item K	TYPE OF BOARD CONSIDERATION:	
RECOMMENDED BY:	Brian King <i>Brian King</i>	CONSENT/ROUTINE	X
		FIRST READING	
APPROVED FOR CONSIDERATION:	Brian King <i>Brian King</i>	ACTION	
		INFORMATION	

RECOMMENDATION:

It is recommended that the Board of Trustees approve the Human Resources transactions on the attached pages.

M A N A G E M E N T

APPOINTMENT(S)

<u>Name</u>	<u>Subject/Position</u>	<u>Effective Date(s)</u>
<u>Sacramento City College</u>		
Meehan, Gabriel M. (M.A., California State University, Sacramento)	Associate Vice President, Economic and Workforce Development	10/01/14

APPOINTMENT(S) TO CATEGORICALLY FUNDED POSITION(S)

<u>Name</u>	<u>Subject/Position</u>	<u>Effective Date(s)</u>
<u>District Office</u>		
Coleman, Laura (B.A., California State University, Chico)	Director, Center of Excellence (South Central Region)	10/01/14 – 09/30/15
Milan, Theresa S. (M.A., University of San Francisco)	Director, Center of Excellence (Northern California Region)	10/01/14 – 09/30/15
Ohlson, Brooks D. (B.S., California State University, Fresno)	Director, Center for International Trade Development	10/01/14 – 09/30/15

APPOINTMENT TO TEMPORARY POSITION(S)

<u>Name</u>	<u>Subject/Position</u>	<u>Effective Date(s)</u>
<u>Cosumnes River College</u>		
Duffy, Marjorie B. (M.S., California State University, Sacramento)	Interim Dean of Counseling and Student Services From Computer Information Science Professor	08/14/14 – 12/23/14
Muranaka, Brandon I. (M.A., University of Hawaii, Manoa)	Interim Dean of Science, Mathematics and Engineering From Mathematics Professor	08/18/14 – 12/23/14
<u>District Office</u>		
Smith, Herschel L. (B.S., University of Maryland)	Interim Director of General Services From General Services Supervisor, Risk Management	09/08/14 – 12/23/14
Walden, Tania R. (M.B.A., University of the Pacific)	Interim Director of General Services From Confidential Internal Auditor	02/18/14 – 09/05/14 (Revised)

MANAGEMENT STEP PLACEMENT(S) Continued
--

<u>Name</u>	<u>Subject/Position</u>	<u>Step/Range</u>	<u>Effective Date(s)</u>
		<u>Folsom Lake College</u>	
Rosenthal, Rachel E.	President	8/B to 5/B	07/01/14
		<u>Sacramento City College</u>	
Jeffery, Kathryn E.	President	8/B to 5/B	07/01/14

FACULTY

APPOINTMENT(S) TO CATEGORICALLY FUNDED POSITION(S)
--

<u>Name</u>	<u>Subject/Position</u>	<u>Effective Date(s)</u>
<u>American River College</u>		
Stokes, Tiffany R. (B.A., University of the Pacific)	Career Technical Education (CTE), Transitions Coordinator	08/25/14 – 12/31/14
Wolf, Mary E. (M.A., California State University, Sacramento)	CTEO Coordinator <i>(Revised)</i>	07/01/14 – 11/30/14 <i>(Revised)</i>

APPOINTMENT TO TEMPORARY POSITION(S)

<u>Name</u>	<u>Subject/Position</u>	<u>Effective Date(s)</u>
<u>American River College</u>		
Mirzaagha, Mohammad E. (M.S., University of Toledo)	Mathematics Assistant Professor (L.T.T.)	08/21/14 – 12/18/14
Ruckels, Melynda S. (M.S.N., Chamberlain College of Nursing, Chicago)	Nursing Assistant Professor (L.T.T.)	08/21/14 – 12/18/14
<u>Cosumnes River College</u>		
Chicoine, Kari J. (B.S., Arizona State University, Tempe)	Architectural Design Technology Assistant Professor (L.T.T.)	08/21/14 – 12/18/14
Rodrigues, Matthew J. (M.A., University of California, Davis)	Mathematics Assistant Professor (L.T.T.)	08/21/14 – 12/18/14
<u>Sacramento City College</u>		
Green, Dominik J. (Ph.D., University of California, Davis)	Chemistry Assistant Professor (L.T.T.)	08/21/14 – 12/18/14
Guzzetta, Elizabeth A. (B.S., California State University, Sacramento)	Nursing (LVN) Assistant Professor (L.T.T.)	08/21/14 – 12/18/14
Iredale, Michael J. (M.S.N., University of Phoenix)	Nursing (RN) Assistant Professor (L.T.T.)	08/21/14 – 12/18/14
Ishchuk, Alexandr A. (Ph.D., University of California, Davis)	Chemistry Assistant Professor (L.T.T.)	08/21/14 – 12/18/14
Knudson, Kandace M. (Ph.D., University of California, Davis)	Distance Education Coordinator (L.T.T.)	09/01/14 – 06/30/15

LEAVE(S) OF ABSENCE

<u>Name</u>	<u>Subject/Position</u>	<u>Type</u>	<u>Effective Date(s)</u>
<u>American River College</u>			
Moreno, Minerva	Engineering Professor	Medical (100%)	08/21/14 – 10/08/14
<u>Cosumnes River College</u>			
Hendrix, L. Ralph	Counselor	Medical (100%)	08/06/14 – 09/30/14
<u>Folsom Lake College</u>			
Watson, Bethany R.	Mathematics Professor	Personal (67%) (Revised)	08/21/14 – 05/20/15
<u>Sacramento City College</u>			
Lawson, Douglas R.	Theater Arts Professor	Medical (100%)	08/21/14 – 12/18/14
Hadsell, Jory A.	Distance Education Coordinator	Personal (100%)	09/03/14 – 08/15/15
Zannakis, Amanda	Computer Information Science Professor	Medical (59.4%)	08/21/14 – 12/18/14

PRE-RETIREMENT WORKLOAD REDUCTION(S)

<u>Name</u>	<u>Subject/Position</u>	<u>FTE</u>	<u>Effective Date(s)</u>
<u>Cosumnes River College</u>			
Scott, Susan M.	Biology Professor	75% to 50% (Revised)	08/21/14 – 05/31/17

REASSIGNMENT / TRANSFER(S)

<u>Name</u>	<u>Subject/Position</u>	<u>Effective Date(s)</u>
<u>Sacramento City College</u>		
Spangler, Rachel I.	Reading Professor (100%) From Reading Professor (80%)/Lab Coordinator (20%)	07/01/14

**TEMPORARY, PART-TIME EMPLOYEES Summer 2014
American River College**

<u>Name</u>	<u>Subject</u>	<u>FTE</u>
Hunter,Michael J	General Work Experience	20 %
Keene,Kristina T.	Music	9 %
Kientz,Michelle L.	Coordinator	18 %
Kinoshita,Rory M.	Mathematics, General	30 %
Longhitano,Amber L.	Counselor	3 %
Luallin,Steven J.	Administration of Justice	1 %
Nelson,Jessica B.	Counselor	3 %
Parker,John S	Administration of Justice	1 %
Sweeney,Thomas D.	Administration of Justice	1 %
Times,Tonya N.	Counselor	19 %
Vasquez,Karen M.	Speech Communication	20 %

**TEMPORARY, PART-TIME EMPLOYEES Summer 2014
Cosumnes River College**

<u>Name</u>	<u>Subject</u>	<u>FTE</u>
Hall,Celia F.	Librarian	14 %
Hannan,Everett J.	Psychology, General	50 %
** (B5) Kuipers,Danielle R.	Diagnostic Medical Sonography	7 %
Lopez,Veronica	Nutrition, Foods, and Culinary Arts	20 %
Lugo,Donnisha C.	Sociology	40 %

**TEMPORARY, PART-TIME EMPLOYEES Summer 2014
Folsom Lake College**

<u>Name</u>	<u>Subject</u>	<u>FTE</u>
McConnell,Joel E.	Counselor	2 %

**TEMPORARY, PART-TIME EMPLOYEES Summer 2014
Sacramento City College**

<u>Name</u>	<u>Subject</u>	<u>FTE</u>
Allred,Mary-Susan	Counselor	2 %
Guzman,Sandra G.	Counselor	1 %
Nguyen,Alfonso K.	Counselor	1 %
Suy,Shaun	Counselor	6 %
** (A5) Walker,Dannie E.	Intercollegiate Athletics	34 %
Yaroshevich,Natalya	Counselor	1 %

**TEMPORARY, PART-TIME EMPLOYEES Fall 2014
American River College**

<u>Name</u>	<u>Subject</u>	<u>FTE</u>
** (A1) Adams,Jane P.	Job Seeking/Changing Skills	7 %
** (A1) Adams,Jane P.	Counselor	38 %
Albrecht,Christian	Administration of Justice	1 %
Alexander,Carie D.	Counselor	57 %
Alexander,Carie D.	Counselor	3 %
Anaya,Dan A.	Computer Programming	20 %
Anderegg,Kristen M.	Counselor	13 %

FTE appearing as 0% for the current or upcoming semester is pending determination of assignment / load. FTE in previous semesters will appear as 1% for assignments between 0% and 1%. * =New Employee **=Returning Employee

Employees hired under equivalency criteria pursuant to Ed. Code Section 87359, Title V, Section 53430(a), and Board Policy 5123 will be identified as follows: A1;A3;A4;B1;B2;B3;B4=Experience / Education | A2 = Education | A5;B5 = Experience

**TEMPORARY, PART-TIME EMPLOYEES Fall 2014
American River College**

<u>Name</u>	<u>Subject</u>	<u>FTE</u>
Andersen,Alicia S.	Speech Communication	20 %
Anishchenko,Svetlana V.	Mathematics, General	53 %
Araiza,Candelario	Automotive Collision Repair	35 %
Aranda,Amanda	Counselor	34 %
Austin,Debra L	Reading	20 %
Ayala,Danielle N.	ESL Writing	27 %
Ayala,Danielle N.	ESL Reading	27 %
Ayers,Harold R.	Administration of Justice	1 %
Badea-Mic,Mihaela C.	Physiology (Includes Anatomy)	53 %
Ball,Kimberly A.	Job Seeking/Changing Skills	7 %
Barton,John L.	Spanish	27 %
Bassett,Jason M.	Administration of Justice	1 %
Baxter,Kenneth W.	Political Science	20 %
** (B5) Bibb,Akbar M.	Administration of Justice	1 %
Bishop,Mary A.	Administration of Justice	1 %
Boal,Keith F.	Counselor	1 %
Boal,Keith F.	Counselor	10 %
** (B4) Bradshaw,Don A.	Administration of Justice	1 %
Bradshaw,Merlin E.	Spanish	27 %
Brennan, Tracy E.	Sign Language Interpreting	7 %
Brown,Orie A.	Administration of Justice	1 %
Brunkala,Joel T.	English	60 %
Buljan,Laurette C.	English	60 %
Cabral,Colette H.	Sign Language	53 %
Cameron,Don S.	Administration of Justice	47 %
Camp,Michael H.	Administration of Justice	1 %
Carleton,Christopher J.	Automotive Technology	35 %
Carlisle,Eli A.	Biology, General	20 %
** (B5) Carlisle,Ralph R.	Automotive Technology	35 %
Carlson,Christopher R.	Administration of Justice	1 %
** (A5) Carlson,Don L	Business Management	13 %
** (A5) Carlson,Don L	Small Business and Entrepreneurship	7 %
** (A5) Carlson,Don L	Sales and Salesmanship	20 %
Carlson,Erika R.	Psychology, General	20 %
Carney,Diane	Biology, General	20 %
Carr,John N.	Fire Technology	20 %
** (A2) Carr,Lisa A.	Child Development Administration and Mana	20 %
Carrier,Nicole	Spanish	53 %
** (A1) Carter,Kathy A.	Child Development/Early Care and Educatio	20 %
Casebeer,Derek D.	Administration of Justice	1 %
Caspersen Schultz,Julie A.	ESL Reading	27 %
Castillo,N. Scott	Administration of Justice	1 %
Catlett,Emily S.	Counselor	9 %
Ceballos,Shannon J.	Biotechnology & Biomedical Technology	20 %
** (B2) Chapek,Carl W.	Information Technology, General	40 %
** (B2) Chapek,Carl W.	Software Applications	18 %
Chappell,Mike L.	Counselor	11 %
** (A2) Chesbro,Cindy L.	Child Development/Early Care and Educatio	20 %
** (A4) Chevraux,Renee M	Gerontology	10 %
Chin,Alana R.	Natural Resources	9 %
Chochezi,Victoire S.	Speech Communication	40 %
Chung,Jackson	Mathematics, General	53 %
Clark,Monty M.	Painting & Drawing	28 %
Clark,Monty M.	Sculpture	28 %

FTE appearing as 0% for the current or upcoming semester is pending determination of assignment / load. FTE in previous semesters will appear as 1% for assignments between 0% and 1%. * =New Employee ** =Returning Employee

Employees hired under equivalency criteria pursuant to Ed. Code Section 87359, Title V, Section 53430(a), and Board Policy 5123 will be identified as follows: A1;A3;A4;B1;B2;B3;B4=Experience / Education | A2 = Education | A5;B5 = Experience

**TEMPORARY, PART-TIME EMPLOYEES Fall 2014
American River College**

<u>Name</u>	<u>Subject</u>	<u>FTE</u>
Claugus,Eileen Engemann	Counselor	59 %
Cody,Mary L	Psychology, General	20 %
Cohen,Theodore J.	Biomedical Instrumentation	13 %
Colby,Shannon R.	Psychology, General	40 %
Conant,Jessica L.	Interpersonal Skills	13 %
Conant,Jessica L.	Job Seeking/Changing Skills	13 %
Conner,Lyn W.	Physics, General	15 %
** (A2) Connors,Valerie S.	English	67 %
Conrad,Peter K.	Administration of Justice	40 %
Cook,Frank D.	Commercial Music	30 %
Cooper,Paul G.	History	20 %
Corwin,Charles H.	Chemistry, General	15 %
Cotton,Gary D.	Software Applications	18 %
Crossley,Ramona L.	Sign Language Interpreting	3 %
Cunningham,Meghan K.	Registered Nursing	15 %
Curry,James M	Mathematics, General	20 %
Cylinder,Paul D.	Natural Resources	8 %
** (B4) Daley, Frank L.	Administration of Justice	1 %
Daniels,Joyce Anne	Child Development/Early Care and Educatio	20 %
Davalle,Nathan A.	Administration of Justice	1 %
Davies,Peter RA	Political Science	20 %
Davis,Danielle R.	History	20 %
** (B5) Davis,Donald A.	Administration of Justice	1 %
DeAlba,David F.	Political Science	40 %
Dean,Cynthia M.	ESL Writing	27 %
Dean,Cynthia M.	ESL Reading	27 %
DeCecco,Chalmer A.	Administration of Justice	1 %
Decker,Noah P.	Biology, General	20 %
Decker,Noah P.	Health Education	20 %
Dela Pena,Michael S.	Electronics & Electric Technology	35 %
DeLeon,Daniel W.	Administration of Justice	1 %
Denman,David S.	Philosophy	60 %
DeSouza,Kara D.	Psychology, General	28 %
Dexheimer,Steven K.	Administration of Justice	1 %
Diaz,Pete	Administration of Justice	1 %
Diclementine,Jacqueline C	Philosophy	40 %
Dilgard,Sylvia B.	Academic Guidance	20 %
Dilgard,Sylvia B.	Counselor	40 %
Dillon,Roger G.	Administration of Justice	1 %
Dolce,Thomas F.	Computer Programming	20 %
Domek,Anna L.	General Work Experience	20 %
Domokos,Cristina I.	Mathematics, General	53 %
Dorris,Tamara L.	Real Estate	40 %
Driscoll,John A.	Website Design and Development	28 %
Driscoll,John A.	Computer Graphics and Digital Imagery	28 %
Duan,Xin-Ran	Mathematics, General	60 %
Dubois,Dara L.	Automotive Technology	13 %
Duerr,Lisa C.	Infants and Toddlers	20 %
Duff,Jeanne A.	Software Applications	12 %
Duran,James J.	Mathematics, General	53 %
Duval,Beverly K.	Librarian	29 %
Dykstra,Dennis Dean	Psychology, General	40 %
Earle,Robert E	Geographic Information Systems	20 %
Eberhardt,Claire E.	History	20 %

FTE appearing as 0% for the current or upcoming semester is pending determination of assignment / load. FTE in previous semesters will appear as 1% for assignments between 0% and 1%. * =New Employee ** =Returning Employee

Employees hired under equivalency criteria pursuant to Ed. Code Section 87359, Title V, Section 53430(a), and Board Policy 5123 will be identified as follows: A1;A3;A4;B1;B2;B3;B4=Experience / Education | A2 = Education | A5;B5 = Experience

**TEMPORARY, PART-TIME EMPLOYEES Fall 2014
American River College**

<u>Name</u>	<u>Subject</u>	<u>FTE</u>
Eckerman,James J.	Mathematics, General	33 %
Econome,Jennie G.	Academic Guidance	40 %
Econome,Jennie G.	Counselor	19 %
Edwinson,Shawn A.	Child Development/Early Care and Educatio	20 %
Eiteneer,Daria N.	Physics, General	60 %
** (B5) Elledge,Clayton E.	Emergency Medical Services	10 %
** (A2) Enders-Tharp,Kelly R.	Psychology, General	40 %
Engstrom,Karina H.	Biology, General	55 %
Erbe,Kevin S.	Speech Communication	40 %
Esque,Melanie E.	Administration of Justice	1 %
Ezenwa,Emmanuel C	Welding Technology	55 %
Fagiolo,Catherine E.	Music	18 %
Falloon,Matthew T.	English	20 %
Farahnak,Fereydoon	Microbiology	40 %
Farias,Imelda	Counselor	48 %
Feely,Abigail B.	History	40 %
Felker,Jeffery J.	Reading	53 %
Felver,Lewis R.	Automotive Technology	20 %
Felver,Lewis R.	Mathematics, General	40 %
Fernandez,Joyce M.	Job Seeking/Changing Skills	7 %
Fernandez,Joyce M.	Academic Guidance	20 %
Fernandez,Joyce M.	Counselor	8 %
Finnerty,Kevin C	Administration of Justice	1 %
Fleming,Debra A.	Librarian	8 %
Fleshman,Dane R.	Mathematics, General	53 %
Flynn,Lorraine M.	English	40 %
Foerster,Tatiana M	Other Health Occupations	7 %
Fontana,David J.	Mathematics, General	33 %
Ford,Kelsey Pepper	English	40 %
Forehand,James R.	Mathematics, General	53 %
Fountain,Mark BV	Biomedical Instrumentation	3 %
Frenn,Tyson J.	Intercollegiate Athletics	49 %
Freund,Laura	English	43 %
Frew,Robert M.	English	53 %
Friedman,Richard L.	Business Administration	20 %
Funk,Chad L.	Job Seeking/Changing Skills	13 %
Gable,Monica L.	Paralegal	20 %
Gale,Deborah N.	Mathematics, General	33 %
Gallon,Cheryl A.	Sign Language	27 %
Gallon,Cheryl A.	Sign Language Interpreting	7 %
Galvin,Mary L.	History	40 %
Garasanin,Olivera	History	40 %
** (A1) Garbutt,Jared J.	Nutrition, Foods, and Culinary Arts	20 %
Garcia,Louie G.	Construction Crafts Technology	67 %
Garcia,Monica R.	Spanish	53 %
Garfield,Elizabeth T.	Physiology (Includes Anatomy)	50 %
Gaudard,Rolf R.	History	20 %
Geren,Lisa C.	English	60 %
Gessler,Martin J.	Fine Arts, General	40 %
Ghasemiyeh,Soraya Z.	Chemistry, General	30 %
Ghuman,Maninder K.	Librarian	11 %
Gilgun,John	Speech Communication	20 %
Glickman,James A.	Real Estate	23 %
Goldbar,Christine A.	English	67 %

FTE appearing as 0% for the current or upcoming semester is pending determination of assignment / load. FTE in previous semesters will appear as 1% for assignments between 0% and 1%. * =New Employee ** =Returning Employee

Employees hired under equivalency criteria pursuant to Ed. Code Section 87359, Title V, Section 53430(a), and Board Policy 5123 will be identified as follows: A1;A3;A4;B1;B2;B3;B4=Experience / Education | A2 = Education | A5;B5 = Experience

**TEMPORARY, PART-TIME EMPLOYEES Fall 2014
American River College**

<u>Name</u>	<u>Subject</u>	<u>FTE</u>
Goldberg, Stephen E.	Paralegal	20 %
Gompert, Gena E.	History	20 %
Gong, James W.	Administration of Justice	1 %
Gonsalves, Patricia Nicole	Registered Nursing	42 %
Goodwin, Susan F.	Counselor	31 %
Gorsuch, Susan C.	Administration of Justice	1 %
Gottke, Darren J.	Chemistry, General	50 %
Graham, Heather M.	English	27 %
** (A5) Green-Clark, Michelle R.	Dance	30 %
Greene, Robert	Automotive Technology	35 %
Greenhill, Paul G.	Administration of Justice	1 %
Greenstone, Myron G.	Sign Language	53 %
Grider, Ronald O.	Chemistry, General	57 %
Griffin, Robert C.	Counselor	38 %
Griffin, Robert C.	Counselor	4 %
Griffin, Robert C.	Counselor	6 %
Griffith, David A.	Physics, General	20 %
Grofe, Michael J.	Anthropology	40 %
Gross, Diane R.	Reading	40 %
Grueneberger, Arthur R.	Software Applications	11 %
Guadalupe, Krishna L.	Sociology	20 %
Guerin, Jeanne G	English	40 %
Gullum, Kathleen E.	Business and Commerce, General	20 %
Gunn, Kristin Anne	Librarian	1 %
Gunn, Martin E	Automotive Technology	18 %
Gustafson, Karla	General Work Experience	13 %
Guthrie, Shannon J.	Dietetic Services and Management	45 %
Gutowky, Edward A.	English	40 %
Haarala, Erik	ESL Reading	27 %
Haarala, Erik	ESL Speaking/Listening	27 %
Hake, Patricia L.	English	60 %
Hall, Neda Nicole	Child Development/Early Care and Educatio	20 %
** (A2) Hansen, Gina	Construction Crafts Technology	2 %
** (A2) Hansen, Gina	Gerontology	40 %
Hanson, Delwin W.	Administration of Justice	1 %
Harlan, Michael J.	Classics-Humanities	20 %
Harlan, Michael J.	Other Humanties	40 %
Harrison, Richard G.	Speech Communication	40 %
Harvey, Floyd A.	Administration of Justice	1 %
Hawe, Larry E.	Automotive Technology	35 %
Hawkes, Phillip N.	Anthropology	55 %
Hawley, M. Douglas	Business Management	20 %
** (A5) Hayes, David V.	Administration of Justice	1 %
Hein, Randall D.	Emergency Medical Services	10 %
Hellesen, Richard S.	Dramatic Arts	20 %
** (B5) Henderson, Craig	Emergency Medical Services	10 %
Hendrickson, Heather M	Administration of Justice	1 %
Hendrickson, Kenneth W.	Computer Graphics and Digital Imagery	57 %
Herman, Kathryn M.	Academic Guidance	20 %
Herman, Kathryn M.	Counselor	30 %
Hernandez, Henry V.	Business Administration	40 %
Herndon, Virginia B.	Psychology, General	20 %
Herrera, Daniel A.	Computer Graphics and Digital Imagery	28 %
Herrera, Daniel A.	Applied Photography	28 %

FTE appearing as 0% for the current or upcoming semester is pending determination of assignment / load. FTE in previous semesters will appear as 1% for assignments between 0% and 1%. * = New Employee ** = Returning Employee

Employees hired under equivalency criteria pursuant to Ed. Code Section 87359, Title V, Section 53430(a), and Board Policy 5123 will be identified as follows: A1;A3;A4;B1;B2;B3;B4=Experience / Education | A2 = Education | A5;B5 = Experience

**TEMPORARY, PART-TIME EMPLOYEES Fall 2014
American River College**

<u>Name</u>	<u>Subject</u>	<u>FTE</u>
Herzog, Rebecca A.	Political Science	60 %
Hilger-Estrada, Tanya D.	Biology, General	8 %
Hilger-Estrada, Tanya D.	Chemistry, General	57 %
Hill, Michael S.	Business Management	20 %
** (B3) Hillenbrand, Collin D.	Sign Language	53 %
Hindman, Clay A.	ESL Writing	27 %
Hindman, Clay A.	ESL Integrated	27 %
Hoag, Steven E.	Counselor	22 %
Hoban-Higgins, Tana M.	Physiology (Includes Anatomy)	50 %
Hoerner, Bourgi A.	ESL Writing	27 %
Hoffman, Ana B.	Spanish	34 %
** (A5) Hollenbeck, Shelly M.	Mathematics, General	53 %
Hollis-Sachau, Shaeheea F	Counselor	1 %
** (B4) Hubbard, Kris H.	Fire Technology	20 %
Hudson, Michael R.	Administration of Justice	1 %
Huerta, Teresa A.	Administration of Justice	1 %
Huggins, Ross R.	Administration of Justice	1 %
Hughes, Heather V.	Academic Guidance	20 %
Hughes, Heather V.	Counselor	36 %
Hughes, Tori	Administration of Justice	1 %
Hurner, Sheryl Marie	Business and Commerce, General	20 %
Idleman, Patsy R.	Counselor	39 %
Irvin, Robert A	Dramatic Arts	30 %
Jackson, Latoya M.	Speech Communication	20 %
James, Mary E.	Administration of Justice	1 %
Jardine, Christian M.	History	40 %
Javier, Miriam P.	Counselor	35 %
Jay, Susan M.	General Work Experience	60 %
** (A1) Jennings, Nathan P.	Geographic Information Systems	54 %
Jensen, Elisa M.	Administration of Justice	40 %
Jeske, Dawn L.	Child Development/Early Care and Educatio	20 %
Jimenez, Jorge I.	Chemistry, General	57 %
Johanson, Steve H.	Paralegal	20 %
Johnson, Robert S.	Commercial Music	50 %
Johnson, Wilber	Journalism	20 %
Jones, Erica Leigh	Geography	20 %
Jones, Robert B.	Mathematics, General	53 %
Jones, Scott	Administration of Justice	1 %
Jungkeit, James J.	Administration of Justice	1 %
Kalman, Mikalai	Diesel Technology	58 %
Kaneyuki, Brent Y.	Administration of Justice	1 %
Karelius, Michael R.	Mathematics, General	40 %
Kaufmann, Amy E.	Physiology (Includes Anatomy)	35 %
Keene, Kristina T.	Music	18 %
Kelley, Sean M.	Administration of Justice	1 %
Kelly, Craig A.	ESL Writing	27 %
** (B5) Kerr-Carpenter, Kathy W	Fashion Design	28 %
Keys, Margaret Dolan	Librarian	13 %
Kientz, Michelle L.	Coordinator	63 %
Kirchhoff, Susan L	Librarian	31 %
** (A4) Kistler, Barbara C.	Nurse	19 %
Kiteck, Peter J.	Mathematics, General	53 %
Klar, Janice E.	Counselor	40 %
Kloss, John T.	Sociology	60 %

FTE appearing as 0% for the current or upcoming semester is pending determination of assignment / load. FTE in previous semesters will appear as 1% for assignments between 0% and 1%. * = New Employee ** = Returning Employee

Employees hired under equivalency criteria pursuant to Ed. Code Section 87359, Title V, Section 53430(a), and Board Policy 5123 will be identified as follows: A1;A3;A4;B1;B2;B3;B4=Experience / Education | A2 = Education | A5;B5 = Experience

**TEMPORARY, PART-TIME EMPLOYEES Fall 2014
American River College**

<u>Name</u>	<u>Subject</u>	<u>FTE</u>
Knight,Ramona Carol	Child Development/Early Care and Educatio	20 %
Koscheski,Frances M.	Nurse	19 %
Kovar,Timothy J	Small Business and Entrepreneurship	20 %
Kovar,Timothy J	Real Estate	20 %
Kress,Marianne S.	Child Development/Early Care and Educatio	20 %
Kriletich,Michael	Administration of Justice	1 %
Kruger,Joan E	English	20 %
Lagergren,Paul C.	Speech Communication	40 %
Lambating,Julita Gabunada	Mathematics, General	33 %
Lanzas,Karla P.	Mathematics, General	53 %
Larabee,Linda G.	Reading	60 %
Laughton,Barbara A.	English	67 %
Law,Barbara J.	Emergency Medical Services	10 %
Lazo,Carol M	Business and Commerce, General	20 %
Leatherman,Judy A.	ESL Writing	27 %
Leatherman,Judy A.	ESL Speaking/Listening	27 %
Lee,Jason A	Fire Technology	20 %
Lee,Sara E.	History	40 %
Lege,Laura D.	Astronomy	40 %
Leighton,Uvieja Good	Speech Communication	60 %
Lesh,Leslie E.	Nutrition, Foods, and Culinary Arts	20 %
Lesh,Leslie E.	Dietetic Services and Management	20 %
Lester,William M.	Classics-Humanities	20 %
Lester,William M.	Philosophy	20 %
Lester,William M.	Other Humanities	20 %
Leung,Noue	Reading	57 %
Lewis,Deana L.	ESL Writing	27 %
Lewis,Deana L.	ESL Integrated	23 %
Lewis,Robert M.	Human Services	20 %
Lewis,Robert M.	General Work Experience	20 %
Lievens,Sarah C.	Chemistry, General	30 %
Limon Guzman,Jesus A.	English	60 %
Lingsweiler,Ryan W.	Speech Communication	60 %
Liu,Ka Man	Biomedical Instrumentation	12 %
Lommori,Michael L.	Administration of Justice	1 %
Long,Jason S.	English	20 %
Long,Jason S.	Creative Writing	20 %
Longhitano,Amber L.	Counselor	59 %
Longhitano,Amber L.	Counselor	4 %
Lopez Jr.,Gilberto	Law, General	20 %
Lopez,Daniel R.	Speech Communication	20 %
Lopez,Mira	Electronics & Electric Technology	50 %
Luallin,Steven J.	Administration of Justice	1 %
** (A2) Lui,Diane C.	Fine Arts, General	40 %
** (A2) Lui-Martinez,Kristin D.	Mathematics, General	53 %
Lupo,Thomas	Geographic Information Systems	22 %
** (A5) Lysinger,Diana	German	53 %
Macadam,Darren	Administration of Justice	1 %
Machado,Carren L.	Anthropology	50 %
Machado,Geraldine M.	Psychology, General	40 %
Maguire-Fong,Mary Jane	Infants and Toddlers	20 %
Mahallati,Reza	Engineering, General	35 %
Mahmood,Khalid	Mathematics, General	33 %
Maiello,Nancy T.	Mathematics, General	20 %

FTE appearing as 0% for the current or upcoming semester is pending determination of assignment / load. FTE in previous semesters will appear as 1% for assignments between 0% and 1%. * =New Employee **=Returning Employee

Employees hired under equivalency criteria pursuant to Ed. Code Section 87359, Title V, Section 53430(a), and Board Policy 5123 will be identified as follows: A1;A3;A4;B1;B2;B3;B4=Experience / Education | A2 = Education | A5;B5 = Experience

**TEMPORARY, PART-TIME EMPLOYEES Fall 2014
American River College**

<u>Name</u>	<u>Subject</u>	<u>FTE</u>
Majhail,Radhika	Business Management	40 %
Maleky,Kamiyar	Software Applications	18 %
Mann,Scott T.	Administration of Justice	1 %
Manukyan,Knarik	Mathematics, General	53 %
Manukyan,Knarik	Mathematics Skills	7 %
** (B5) Marcoccia,Peter J.	Automotive Technology	53 %
Marion,Derrick T.	Administration of Justice	1 %
Marmer,Richard	Psychology, General	60 %
Marshall,James L.	English	20 %
Marshall,Jeri	Academic Guidance	20 %
Martin,Susannah J.	German	27 %
Martinez,Jesus C.	Sign Language Interpreting	3 %
Masseti,Thomas P.	Administration of Justice	1 %
Maurino,Molly A	Physical Education	30 %
McCartney,James H	Gerontology	3 %
McCord,Karen	Psychology, General	20 %
McCord,Karen	Human Services	20 %
** (A2) McCurry,Leslie K	Mathematics, General	53 %
McFadden,Dennis	English	60 %
McGinness,John P	Administration of Justice	40 %
McGinnis,Marion E.	Accounting	27 %
McKahan,Adam G.	Emergency Medical Services	10 %
McKenna,Michael Francis	Fire Technology	40 %
Medcalf,John C.	Mathematics, General	53 %
Mehallo,Stephen M.	Graphic Art and Design	48 %
Meisner,Andrea C.	Mortuary Science	20 %
Menard,Sigrid A	Counselor	57 %
Mendez,Shannon M.	Technical Communication	10 %
Mendez,Shannon M.	English	40 %
Merchant,Sylviove	Office Technology/Office Computer Applicati	9 %
Meux,Brian L.	Administration of Justice	1 %
Michael,Miriam G.	Business Management	40 %
Michaels,Craig	Administration of Justice	1 %
Mickela,Anthony E.	Counselor	35 %
Miles,Robert L.	English	40 %
Miller,Alan L.	Journalism	20 %
Mitchell,Christopher B.	Fire Technology	20 %
Moir,Sylvia M.	Administration of Justice	1 %
Monti,David P.	Administration of Justice	1 %
Moore,Cheryll M	Gerontology	3 %
** (A2) Moser,Richard M.	English	60 %
Mulhern,Jeannette L.	Child Development/Early Care and Educatio	40 %
Mulvihill,Shauna Marie	History	40 %
Munger,Kelly A.	Journalism	20 %
Murch,Mary M	Accounting	20 %
Murdo,Larry P.	Administration of Justice	1 %
Narvand,Payam	Business and Commerce, General	20 %
Nazareno,Randy P.	Counselor	14 %
** (A5) Nedorezov,Svetlana	Mathematics, General	53 %
** (A1) Nelson,Curtis O.	Anthropology	35 %
Neumann,Ingrid H.	Engineering, General	20 %
Neumann,Ingrid H.	Physics, General	42 %
Ngassam,Valery Nana	Physics, General	55 %
Ngo,Tu C	Mathematics, General	60 %

FTE appearing as 0% for the current or upcoming semester is pending determination of assignment / load. FTE in previous semesters will appear as 1% for assignments between 0% and 1%. * =New Employee **=Returning Employee

Employees hired under equivalency criteria pursuant to Ed. Code Section 87359, Title V, Section 53430(a), and Board Policy 5123 will be identified as follows: A1;A3;A4;B1;B2;B3;B4=Experience / Education | A2 = Education | A5;B5 = Experience

**TEMPORARY, PART-TIME EMPLOYEES Fall 2014
American River College**

<u>Name</u>	<u>Subject</u>	<u>FTE</u>
Nguyen,Dung	Mathematics, General	60 %
Nguyen,Nhat N.	Mathematics, General	40 %
Nguyen,Trang T	ESL Integrated	23 %
Nichelson,David L.	Reading	27 %
Norton,Justin M.	Speech Communication	40 %
Nye,Marc A.	Mathematics, General	27 %
O'Brien,Leslie S.	Floriculture /Floristry	43 %
O'Brien,Teresa	Counselor	22 %
O'Donnell,Daniel G.	Business Administration	40 %
Olson,Janet D	Biomedical Instrumentation	5 %
** (A2) Olson,Kimberly J.	Geography	35 %
Opiela,Cassandra	English	47 %
Orcutt,Kathleen S.	Spanish	54 %
Orr,Timothy A.	History	20 %
Overgard,Jayne A.	Mathematics, General	60 %
Overton,Steven T.	Counselor	21 %
Padda,Randeep K.	English	20 %
Padda,Randeep K.	Reading	40 %
Papouchis,Christopher M.	Natural Resources	62 %
** (B5) Parisius,Mark J.	Administration of Justice	1 %
Parker,John S	Administration of Justice	1 %
Parmelee,Michael A.	Business and Commerce, General	20 %
Parrish,Stephanie S.	Reading	30 %
Patrice,Alicia	Librarian	21 %
Patterson,Dave R	Landscape Design & Maintenance	13 %
Pavlovich,Lorraine M.	Paralegal	40 %
Pazdernik,Janet L.	Interior Design and Merchandising	20 %
Pellerin,Kristie J.	Biology, General	35 %
** (A5) Penwell,Robyn S.	Physical Education	30 %
Perrault,Priscilla A.	Counselor	32 %
Perry,Stewart M	Psychology, General	40 %
Peters,Irene	Mathematics, General	53 %
Petersen,David C	Economics	40 %
** (A2) Petraru,Marius	Geography	55 %
Pezone,John P.	Administration of Justice	40 %
** (B5) Phariss,Jess E.	Administration of Justice	1 %
Pino,Josh	Administration of Justice	1 %
Plezia-Missler,Dorothy E	Counselor	21 %
Porter,Cherri J.	English	60 %
Powell,Gregory M.	Emergency Medical Services	10 %
Powers,Matthew T	Administration of Justice	67 %
Prasad,Rodney D.	Electronics & Electric Technology	35 %
Preciado,Monica Isabel	Counselor	16 %
Preciado,Monica Isabel	Counselor	44 %
Pressnell,Jeffery L.	English	47 %
Pristupa,Natalia P	Mathematics, General	60 %
Quirarte,Vicki D.	Technical Communication	20 %
Ramirez,Ann M	Administration of Justice	1 %
Ramos,Gabriel F	Administration of Justice	1 %
** (B4) Raya,Raul	Administration of Justice	1 %
Reichenberg,Dean T.	Administration of Justice	1 %
Robison,Bradley O.	Administration of Justice	1 %
Rogers,Charles W.	Administration of Justice	1 %
Rojas,Evelyn R	Reading	40 %

FTE appearing as 0% for the current or upcoming semester is pending determination of assignment / load. FTE in previous semesters will appear as 1% for assignments between 0% and 1%. * =New Employee ** =Returning Employee

Employees hired under equivalency criteria pursuant to Ed. Code Section 87359, Title V, Section 53430(a), and Board Policy 5123 will be identified as follows: A1;A3;A4;B1;B2;B3;B4=Experience / Education | A2 = Education | A5;B5 = Experience

**TEMPORARY, PART-TIME EMPLOYEES Fall 2014
American River College**

<u>Name</u>	<u>Subject</u>	<u>FTE</u>
Romani,Annette L.	Mathematics, General	20 %
Romo,Angela S.	Chemistry, General	57 %
Rood,Blake	Counselor	37 %
** (B4) Rose,David A.	Administration of Justice	1 %
** (B5) Rossman,Leslie A.	Welding Technology	15 %
Roth,Brian S.	Automotive Technology	40 %
Roughton,Karen L	Art	28 %
Rowe,Harold E.	Administration of Justice	1 %
Ruan,Karen M.	ESL Writing	27 %
Ruan,Karen M.	ESL Reading	27 %
Ruiz-Tagle,Rafael M.	Counselor	41 %
** (B5) Russell,Marilyn Y.	Administration of Justice	1 %
** (A1) Safvi,Syed A.	Mathematics, General	60 %
Sager,Rex C	Administration of Justice	1 %
Sakakihara,Paul	General Work Experience	20 %
Saria,Robert J.	Administration of Justice	47 %
Saur,Denise M.	ESL Writing	53 %
** (B5) Schaumburg,Timothy A	Automotive Technology	53 %
Scherr,Rachel E.	Nutrition, Foods, and Culinary Arts	20 %
Schindler,Craig R.	Applied Photography	42 %
Schroeder-Evans,Kimbra S.	Spanish	53 %
Schuft,Caitlyn J.	Welding Technology	28 %
Scott,Bradley E	English	40 %
Scott,Steven	Microbiology	40 %
Sedano,Teresa M.	Sign Language Interpreting	20 %
Selseleh,Mary	ESL Reading	27 %
Seyfried,James S.	Natural Resources	20 %
Shapiro,Lynn	English	60 %
Silva,Dorothea D.	Accounting	27 %
Simmons,Floyd Raymond	Administration of Justice	1 %
Simoni,Tyra Oriyo-Stone	Dance	15 %
Singer,Scott	Restaurant and Food Services Management	20 %
Sisneros,Linda L.	Electronics & Electric Technology	43 %
Smith,Edward	Mortuary Science	27 %
Smith,Sally E.	Administration of Justice	1 %
Sneed,Jacquelyn	Gerontology	17 %
Snook,Robert W.	Administration of Justice	1 %
Sowards,Timothy L.	Administration of Justice	1 %
Spino,Frank G.	Administration of Justice	33 %
Stagner,Elaine R.	Sign Language	25 %
Stapleton,Michael E.	Administration of Justice	1 %
Starkey,Danielle F	English	40 %
Stead,Joni M.	Speech Communication	20 %
Steber,Molly J.	Administration of Justice	1 %
Stein,Rodger L.	Psychology, General	60 %
** (A4) Steinwert,Mark A.	Accounting	47 %
Stemmann,Karsten	Mathematics, General	20 %
Sterling,Stephen C.	Geology	35 %
Stevens,Briagha E.	English	40 %
Stevens,Janis L.	Dramatic Arts	10 %
Stevens,Tamara M.	Child Development/Early Care and Educatio	40 %
** (B5) Stewart,Dale R.	Emergency Medical Services	10 %
Stickel,Mike E.	Automotive Collision Repair	35 %
Stincelli,Carl A.	Administration of Justice	1 %

FTE appearing as 0% for the current or upcoming semester is pending determination of assignment / load. FTE in previous semesters will appear as 1% for assignments between 0% and 1%. * =New Employee ** =Returning Employee

Employees hired under equivalency criteria pursuant to Ed. Code Section 87359, Title V, Section 53430(a), and Board Policy 5123 will be identified as follows: A1;A3;A4;B1;B2;B3;B4=Experience / Education | A2 = Education | A5;B5 = Experience

**TEMPORARY, PART-TIME EMPLOYEES Fall 2014
American River College**

<u>Name</u>	<u>Subject</u>	<u>FTE</u>
Stout,Reed K.	Intercollegiate Athletics	15 %
Straub,Jane A.	Registered Nursing	23 %
Strawn,Gregory D.	English	47 %
Sukkary,Tamir	Political Science	40 %
Swanson,Maureen A.	Administration of Justice	1 %
Sweeney,Thomas D.	Administration of Justice	1 %
Swift,Charles A.	Administration of Justice	1 %
Tabrizi,Setareh H.	English	20 %
Taylor,Damon L.	Administration of Justice	1 %
Telleen,Adam C.	Microbiology	40 %
Thomas,Michael A.	Intercollegiate Athletics	15 %
Tincher,Hazel D.	Reading	67 %
Toomey,Daniel P.	Administration of Justice	20 %
Travis,Margaret A.	ESL Writing	53 %
Truby,Timothy L.	Administration of Justice	1 %
Tsushima,Cheryl L.	Automotive Technology	53 %
Tzou,Ann S.	ESL Writing	27 %
Tzou,Ann S.	ESL Speaking/Listening	27 %
Uptegrove,Jim L.	Administration of Justice	1 %
Ursini,Thomas J.	Floriculture /Floristry	22 %
** (A2) Valdez,Judith	Counselor	41 %
** (A2) Valdez,Judith	Counselor	10 %
** (A2) Valdez,Judith	Counselor	4 %
Valenzona,Deborah A.	Reading	40 %
Valle,Michael D.	Political Science	20 %
Vanella,John P.	Administration of Justice	1 %
VanElls,Deborah B.	History	40 %
** (A5) VanRegenmorter,Heidi L.	Music	37 %
** (A5) Veitze,Paul M.	Geographic Information Systems	20 %
Verhage,Beth L	ESL Writing	27 %
Verhage,Beth L	ESL Integrated	23 %
Vervilos,Vasseliki	Accounting	44 %
Vitaich,Jason M.	Political Science	20 %
Vittitow,Linda M.	Anthropology	55 %
Vlami,Christopher M.	Administration of Justice	1 %
Wagemann,Douglas G.	Mortuary Science	33 %
Walder,Eric G.	Emergency Medical Services	10 %
Walker,Eric S.	Administration of Justice	1 %
Warman,James L.	Health Occupations, General	20 %
Warren,Marshall T.	Administration of Justice	1 %
Watters,Stephen W	Anthropology	40 %
Webb,Marni B.	Reading	60 %
Weeks,Patrick R.	Sign Language	53 %
Welch,David P	Drafting Technology	33 %
Welch,Nicole M.	Business Management	20 %
Welkley,Debra L.	Sociology	20 %
Welter, Lee O.	Paramedic	5 %
Wend-Bell,Kathleen B.	Law, General	20 %
West Oyedele, Erica V.	Sign Language	27 %
West Oyedele, Erica V.	Sign Language Interpreting	20 %
Westre,Barbara J	Counselor	60 %
White,Annie	Child Development/Early Care and Educatio	20 %
White,Gay A	ESL Writing	27 %
White,Gay A	ESL Reading	27 %

FTE appearing as 0% for the current or upcoming semester is pending determination of assignment / load. FTE in previous semesters will appear as 1% for assignments between 0% and 1%. * =New Employee ** =Returning Employee

Employees hired under equivalency criteria pursuant to Ed. Code Section 87359, Title V, Section 53430(a), and Board Policy 5123 will be identified as follows: A1;A3;A4;B1;B2;B3;B4=Experience / Education | A2 = Education | A5;B5 = Experience

**TEMPORARY, PART-TIME EMPLOYEES Fall 2014
American River College**

<u>Name</u>	<u>Subject</u>	<u>FTE</u>
Wiggins,Christine J.	Administration of Justice	1 %
Williams,Margaret N.	Child Development/Early Care and Educatio	20 %
Williams,Margaret N.	The School Age Child	20 %
Williams,Michelle D.	Economics	40 %
Williamson,Andrew D.	English	67 %
Willis,Tiffany D.	Economics	20 %
** (B5) Wilson,Steven	Electronics & Electric Technology	15 %
Winford,Geoffrey M.	Administration of Justice	1 %
Wingard,Benjamin J.	Librarian	1 %
Winter,Michael H.	Geography	35 %
Wise,Kristine M.	Nutrition, Foods, and Culinary Arts	20 %
** (A2) Wolff,Denise M.	Child Development/Early Care and Educatio	20 %
Wolfley,Ronald E.	Emergency Medical Services	23 %
Wong,Kim W.	Administration of Justice	1 %
Wood,Patricia Emma	Art	28 %
Wood,Patricia Emma	Painting & Drawing	28 %
Wooden,Tami D.	Physical Education	52 %
Wootton,Eleanore S.	Religious Studies	20 %
Yakovleva,Elena E.	Other Health Occupations	13 %
Yatsenko,Tatyana	Counselor	46 %
Yatsenko,Tatyana	Counselor	14 %
Yeung,Esther E.	General Work Experience	20 %
Young,Cicely N.	English	20 %
Zasloff,Ruth L.	Psychology, General	40 %
Zimny,Paul L.	Dance	15 %
Zupancic,Niefia R.	Registered Nursing	10 %

**TEMPORARY, PART-TIME EMPLOYEES Fall 2014
Cosumnes River College**

<u>Name</u>	<u>Subject</u>	<u>FTE</u>
Adkins,Jodi L.	Information Technology, General	13 %
Ahearn,Thomas T.	English	67 %
Ahmadi,Abbas	Computer Networking	48 %
Amer,M. Rosalie C.	Librarian	5 %
Awni,Kahtan A.	Engineering, General	28 %
Balsamo,Andrea	Small Business and Entrepreneurship	20 %
Brown,Shelley J.	Librarian	10 %
Buchanan-Cello,Shelly A.	Librarian	10 %
Byrd,Tanika L.	Speech Communication	60 %
Cann,John Allen	English	47 %
Carr,Harriette A.	Health Occupations, General	40 %
Chappell,Mike L.	Counselor	3 %
Chase,Lawrence J	Speech Communication	60 %
Cherry,Julius J.	Business Administration	20 %
Cinelli,Albert E	Philosophy	60 %
Clanton,John A.	English	27 %
Clanton,John A.	Reading	20 %
Cleverdon,Barry R.	Real Estate	20 %
Conway,Sandra L.	Accounting	53 %
Cox,Dan H.	Construction Inspection	20 %
Crain,Danielle D.	Biology, General	20 %
Crain,Danielle D.	Physiology (Includes Anatomy)	20 %
Cruz,Adriel B.	Physiology (Includes Anatomy)	50 %

FTE appearing as 0% for the current or upcoming semester is pending determination of assignment / load. FTE in previous semesters will appear as 1% for assignments between 0% and 1%. * =New Employee ** =Returning Employee

Employees hired under equivalency criteria pursuant to Ed. Code Section 87359, Title V, Section 53430(a), and Board Policy 5123 will be identified as follows: A1;A3;A4;B1;B2;B3;B4=Experience / Education | A2 = Education | A5;B5 = Experience

**TEMPORARY, PART-TIME EMPLOYEES Fall 2014
Cosumnes River College**

<u>Name</u>	<u>Subject</u>	<u>FTE</u>
Cuckovich, Jessica L.	English	53 %
Dartez, Gail A	Dramatic Arts	20 %
Davenport, Carly S.	Mass Communications	20 %
Davenport, Lon	Business Administration	20 %
Davenport, Lon	Law, General	20 %
Davis, Richard A	Geography	55 %
Decker, Stephen F.	Technical Theater	28 %
Decker, Stephen F.	Dramatic Arts	30 %
Dimond, Alison G.	Nutrition, Foods, and Culinary Arts	60 %
** (A2) Dimond, Iris J.	Child Development/Early Care and Educatio	60 %
Domek, Anna L.	Counselor	5 %
Donovan, Geri M.	Fine Arts, General	60 %
Dowell, Michael E.	Economics	20 %
Droege, Brooke J.	Speech Communication	20 %
Dunn, Cynthia Y.	Information Technology, General	20 %
Dunn, Robert J	History	30 %
Dunne, Vanessa P.	Biology, General	50 %
Elias, Julian C.	ESL Reading	62 %
Evans, Debra L.	Business and Commerce, General	40 %
Evans, Debra L.	Office Technology/Office Computer Applicati	27 %
Falloon, Matthew T.	English	40 %
Farnam, Farhad	Economics	60 %
Faucett, Jillian E.	Psychology, General	30 %
Fellos, Alice M.	Fine Arts, General	20 %
Fernandez, Joyce M.	Counselor	2 %
** (A1) File, Jason	Classics-Humanities	20 %
** (A1) File, Jason	Other Humanties	20 %
Finnegan, Terrence E.	Radio and Television	28 %
Finnegan, Terrence E.	Digital Media	20 %
Fitz Gibbon, Linda S.	Ceramics	28 %
Flynn, Katherine A.	Veterinary Technician (Licensed)	20 %
Fong, Michael G.	Biology, General	50 %
Ford, Kelsey Pepper	English	20 %
Fowler, Elmira F.	Mathematics, General	67 %
Francisco, Joao R.	ESL Writing	35 %
Francisco, Joao R.	ESL Speaking/Listening	20 %
** (B5) Freeman, Joshua A.	Fire Academy	37 %
Gale, Mark R.	Accounting	20 %
Galloway, Kimberly A.	Librarian	10 %
Ghuman, Maninder K.	Librarian	33 %
Gilbert, Scott W.	Dramatic Arts	40 %
Gilgun, John	Speech Communication	40 %
Gordon, Henry P.	Librarian	31 %
Goshorn, Patricia J.	Health Occupations, General	40 %
Graham, Heather M.	English	40 %
** (A5) Green-Clark, Michelle R.	Dance	30 %
Greer, Albert A.	Astronomy	20 %
Griffin, Robert C.	Counselor	2 %
Griffith, Edward B.	Television (including combined TV/film/v	58 %
Guan, Bao J.	Mathematics, General	53 %
Gunhan, Emine	Physiology (Includes Anatomy)	50 %
Gunn, Kristin Anne	Librarian	11 %
** (B5) Haas, Richard A.	Fire Academy	37 %
Hall, Celia F.	Librarian	31 %

FTE appearing as 0% for the current or upcoming semester is pending determination of assignment / load. FTE in previous semesters will appear as 1% for assignments between 0% and 1%. * = New Employee ** = Returning Employee

Employees hired under equivalency criteria pursuant to Ed. Code Section 87359, Title V, Section 53430(a), and Board Policy 5123 will be identified as follows: A1;A3;A4;B1;B2;B3;B4=Experience / Education | A2 = Education | A5;B5 = Experience

**TEMPORARY, PART-TIME EMPLOYEES Fall 2014
Cosumnes River College**

<u>Name</u>	<u>Subject</u>	<u>FTE</u>
Hamaker,Allison V.	Accounting	47 %
Harrell,William Y	Architecture and Architectural Technology	25 %
Hendricks,Robert	Information Technology, General	20 %
Hewell Starnes,Tracy	Nurse	24 %
Hobbs,Michelle L.	Counselor	2 %
Horrell,Eldean J	Business and Commerce, General	20 %
Horrell,Eldean J	Office Technology/Office Computer Applicati	40 %
Howe,Dawn M.	Equine Science	40 %
Humphrey,Lindsey B.	Business and Commerce, General	40 %
Inoue,Faye S.	Health Occupations, General	27 %
Johnson,Chadwick J.	Business Administration	20 %
Johnson,John O.	E-Commerce (business emphasis)	20 %
Johnson,Robert K.	Business and Commerce, General	20 %
Johnson,Robert K.	Management Development & Supervision	20 %
Johnson,Wilber	Mass Communications	20 %
Joseph,Erica H.	Human Services	20 %
Joseph,Erica H.	Counselor	2 %
Kaufman,Cheryl A.	Business and Commerce, General	20 %
Kaufmann,Amy E.	Physiology (Includes Anatomy)	20 %
Keightley,Keir E	Geography	20 %
Kia,Maryam	Business Administration	20 %
Kolleda,Lance J.	Business and Commerce, General	40 %
** (B5) Kuipers,Danielle R.	Diagnostic Medical Sonography	7 %
Kyubwa,Delphin B.	Computer Programming	48 %
Lal,Rajinder	Mathematics, General	53 %
Landeros,Kathya M	Applied Photography	28 %
Larsen,Daniel P	Construction Inspection	20 %
Larsen,Lawrence C	Mathematics, General	27 %
Le,Richard B.	Economics	40 %
Lechowick,Matthew R.	Architecture and Architectural Technology	22 %
Ledbetter,Starla C.	Health Information Coding	35 %
Lee,Adoracion S.	English	40 %
Lee-Keller,Derek L.	Music	66 %
Lemoine,Florence A.	History	20 %
Lewis,Barbara	Counselor	1 %
Lewis,Barbara	Counselor	1 %
List,Mark R	Geology	35 %
Loforte,Priscilla M.	Anthropology	15 %
Lopez,Veronica	Nutrition, Foods, and Culinary Arts	40 %
Lowe,Aisha N.	Psychology, General	30 %
Lyons,Kristine L.	Ceramics	28 %
Mabry,Morice L.	Advertising	20 %
MacDonald,Eric S.	English	40 %
Maduchukwu,Ifeanyi E	Accounting	30 %
Mahoney,Gregory C.	Civil & Construction Mgmt Technology	20 %
Mahoney,Gregory C.	Construction Inspection	20 %
Marchak,Taras R.	English	67 %
Martin,Miriam E.	Microbiology	40 %
Mazzaferro,James J	Music	22 %
McCarthy,Patti J.	Film Studies	20 %
Mcclain,Jerry	Accounting	20 %
McCollum,John M.	Automotive Technology	39 %
McCoy,Kelly I.	Culinary Arts	27 %
McNeil,Gregory R	Accounting	27 %

FTE appearing as 0% for the current or upcoming semester is pending determination of assignment / load. FTE in previous semesters will appear as 1% for assignments between 0% and 1%. * =New Employee ** =Returning Employee

Employees hired under equivalency criteria pursuant to Ed. Code Section 87359, Title V, Section 53430(a), and Board Policy 5123 will be identified as follows: A1;A3;A4;B1;B2;B3;B4=Experience / Education | A2 = Education | A5;B5 = Experience

**TEMPORARY, PART-TIME EMPLOYEES Fall 2014
Cosumnes River College**

<u>Name</u>	<u>Subject</u>	<u>FTE</u>
Meyers,Dennis	Economics	40 %
Mico,Don N	Physical Education	30 %
Mico,Don N	Health Education	20 %
Miller,Casey R	English	27 %
Minnis,Laura A.	English	20 %
Misplay,John Coleby	Physical Fitness and Body Movement	8 %
Mizerski,Rosa M.	English	40 %
Mnichowicz,Bernard J.	Real Estate	60 %
Moinet,Aurelie J	English	53 %
Moore,Thomas G	Software Applications	7 %
Mrizek,Jeffrey A.	Real Estate	20 %
Murakami-Smith,Lynne M.	Physical Education	30 %
Murakami-Smith,Lynne M.	Physical Fitness and Body Movement	15 %
Navarro,Murray F.	Mathematics, General	33 %
Nelsenador,Matt B.	Mathematics, General	27 %
Ngo,Tran N	Mathematics, General	33 %
** (A5) Nguyen,Dameon Van	Sociology	60 %
** (A5) Nguyen,Hoang D.	Economics	60 %
Nielson,Jonathan M.	History	50 %
Ogilvie,Sheila M.	Academic Guidance	40 %
Okemiri,Chukwuemeka	Accounting	37 %
Oliver Graybill,Ann E.	Biology, General	20 %
Otiono,Erica N	Child Development/Early Care and Educatio	40 %
Palmer,Lynn E	Civil & Construction Mgmt Technology	20 %
Pandey,Rajeev R.	Chemistry, General	57 %
Pansius,Deborah H	English	20 %
Patrice,Alicia	Librarian	4 %
Perkins-Moore,Deirdre	Information Technology, General	13 %
Perkins-Moore,Deirdre	Software Applications	13 %
Peshkoff,Alexander A.	History	60 %
Pinisetty,Dinesh	Engineering, General	20 %
Podesta,Nicholas J.	Health Education	20 %
Pollock,Sarah M.	Physiology (Includes Anatomy)	50 %
Pressnell,Jeffery L.	English	20 %
** (A5) Quinn,Linda C.	English	67 %
** (A5) Rapalyea,Lisa L.	Psychology, General	50 %
Reed,Kathaleen E.	English	20 %
Rojas,Teresa M.	Physical Education	30 %
Royer,Robin N.	Political Science	40 %
Rusmore,John	Geography	35 %
Russell,Michael W.	Chemistry, General	57 %
Saad,Bassem A.	Mathematics, General	27 %
Saake,Miranda S.	English	40 %
Sah,Prakash	Engineering, General	25 %
Sands-Pertel,Judith A.	Music	57 %
Saur,Theodore J.	ESL Writing	27 %
Saur,Theodore J.	ESL Reading	27 %
Schulte,Wilfred H.	Mathematics, General	53 %
Seamons,John E.	Reading	40 %
Shaver,Shelley L	English	53 %
Sheldon,David G.	Learning Skills, Learning Disabled	20 %
Sherrell-Davis,Elizabeth A.	Business and Commerce, General	20 %
Shewmaker,George S.	Automotive Technology	39 %
Short,Christina B.	Child Development/Early Care and Educatio	40 %

FTE appearing as 0% for the current or upcoming semester is pending determination of assignment / load. FTE in previous semesters will appear as 1% for assignments between 0% and 1%. * =New Employee **=Returning Employee

Employees hired under equivalency criteria pursuant to Ed. Code Section 87359, Title V, Section 53430(a), and Board Policy 5123 will be identified as follows: A1;A3;A4;B1;B2;B3;B4=Experience / Education | A2 = Education | A5;B5 = Experience

**TEMPORARY, PART-TIME EMPLOYEES Fall 2014
Cosumnes River College**

<u>Name</u>	<u>Subject</u>	<u>FTE</u>
Silva,Evelyn D.	Family Studies	20 %
Smith,Dwayne A.	Physical Education	15 %
Smith,Jeffrey D.	Automotive Technology	33 %
Sneed,Linda C.	English	60 %
Soria Martin,Domingo DG	Mathematics, General	60 %
Spake,Reuben M	Mathematics, General	60 %
Spano,Jim L.	Accounting	20 %
Speckman,Christian J.	Anthropology	30 %
Stassi,Trinidad	Information Technology, General	13 %
Stassi,Trinidad	Software Applications	13 %
Stebbins,Suzanne J.	Intercollegiate Athletics	15 %
Sultanova,Narmina	Music	18 %
Tabrizi,Farough	Counselor	10 %
Tang,Max C.	Mathematics, General	27 %
Tavares,Tyrone Michael	Counselor	24 %
Tavares,Tyrone Michael	Counselor	30 %
Terry,John D.	Architecture and Architectural Technology	33 %
** (A5) Tierney,Joan W.	Physical Education	30 %
** (A5) Tierney,Joan W.	Dance	30 %
Torres,Santos	Sociology	20 %
Treiber,Jeanette	English	40 %
Truong,Thanh V.	Mathematics, General	60 %
Vautin,Gary D.	Television (including combined TV/film/v	28 %
Veras,Clarisa	Spanish	20 %
Vest,Jefferson D.	Business and Commerce, General	20 %
Vest,Jefferson D.	Business Management	20 %
Vidic,Natasha	Geology	35 %
** (B5) Visger,Robert J.	Civil & Construction Mgmt Technology	35 %
Wallace,Jennifer C.	Dramatic Arts	40 %
Washington,Christina A.	English	20 %
Welkley,Debra L.	Sociology	20 %
Wellington,Erica M.	Counselor	2 %
Wen,Michael X	Mathematics, General	33 %
Wheeler Abeyta,Sandra P.	Speech Communication	20 %
Wheelock,Janelle D.	Computer Graphics and Digital Imagery	28 %
White,Parnc K.	Speech Communication	60 %
Whiteaker,Douglas W.	Architecture and Architectural Technology	20 %
Wiggins,Marcelle F.	Painting & Drawing	57 %
Wildie,Kevin J.	History	40 %
Williams,Omari T.	Music	40 %
Williamson,Phyllis N.	Psychology, General	20 %
Wright-MacColl,Shellie L.	Child Development Administration and Mana	20 %
Wunibald,Denise M.	English	53 %
Wynne,Daniel B.	Geology	20 %
Young,Cicely N.	English	20 %
Zbierski,Meganne Elaine	Health Occupations, General	40 %
Zeng,Zhi F.	Mathematics, General	33 %

**TEMPORARY, PART-TIME EMPLOYEES Fall 2014
Folsom Lake College**

<u>Name</u>	<u>Subject</u>	<u>FTE</u>
Alkhayyat,Hanadi	Physical Education	15 %
Andrews,Dean S.	Accounting	20 %

FTE appearing as 0% for the current or upcoming semester is pending determination of assignment / load. FTE in previous semesters will appear as 1% for assignments between 0% and 1%. * =New Employee **=Returning Employee

Employees hired under equivalency criteria pursuant to Ed. Code Section 87359, Title V, Section 53430(a), and Board Policy 5123 will be identified as follows: A1;A3;A4;B1;B2;B3;B4=Experience / Education | A2 = Education | A5;B5 = Experience

**TEMPORARY, PART-TIME EMPLOYEES Fall 2014
Folsom Lake College**

<u>Name</u>	<u>Subject</u>	<u>FTE</u>
Barbee, Donald W.	Physical Education	15 %
Bass, Charles W.	Chemistry, General	30 %
Beese, Michelle A.	Counselor	20 %
Bliss, Kellie C.	Child Development/Early Care and Educatio	20 %
Bradshaw, Bill H.	Administration of Justice	20 %
Cai, Yueqiang	Mathematics, General	33 %
Chambers, Tara L.	English	67 %
Chappell, Mike L.	Counselor	3 %
Cherok-Fenner, Natalie J.	Phlebotomy	35 %
** (A2) Chesbro, Cindy L.	Child Development/Early Care and Educatio	20 %
Ciampa, Catherine S.	Human Services	55 %
** (A1) Clarke, Alan L.	Political Science	20 %
Cooper, Kevin D.	Nutrition, Foods, and Culinary Arts	40 %
Cooper, Paul G.	History	40 %
Cruz, Ronald J.	English	47 %
Daniels, Joyce Anne	Child Development Administration and Mana	20 %
Dao, Binh C.	Chemistry, General	57 %
Darr-Glynn, Kristina D.	Counselor	31 %
Davis, Michael R.	Database Design and Administration	23 %
Davis, Todd M.	Administration of Justice	20 %
** (A1) Diehl, Kellie	Physical Education	15 %
** (A1) Diehl, Kellie	Fitness Trainer	20 %
** (A1) Diehl, Kellie	Health Education	28 %
Divittorio, Amy M.	Spanish	35 %
Donovan, Heather C.	English	40 %
Downey, Robert J.	Geography	20 %
Droege, Brooke J.	Speech Communication	20 %
Dyer, Thomas L.	Mathematics, General	33 %
Earl, Kathleen M.	Librarian	20 %
Eitel, Juliet D.	Mathematics, General	33 %
Emad, Navid	French	35 %
** (A1) File, Jason	Other Humanities	20 %
** (A5) Gaviola, Frank E	Physical Education	30 %
** (A4) Germany, Talver J.	Painting & Drawing	57 %
Ghamami, Omid	Purchasing	40 %
Gunn, Kristin Anne	Librarian	8 %
Haven, Edward F.	Philosophy	20 %
Hay, Stuart	Chemistry, General	50 %
Haywood, Laura C.	Physical Education	15 %
Healy, Stephen M.	Human Services	30 %
Hendricks, Robert	Information Technology, General	20 %
Holden, Cherrelle L.	English	47 %
Hopkins, Monica L.	Human Services	60 %
Horangic, Alexandra M.	Geography	20 %
Jacques, Molly M.	Exercise Sciences/Physiology and Movemen	40 %
Johnson, Lewis E.	Music	38 %
Kashi, Jasmin	ESL Reading	27 %
Kashi, Jasmin	ESL Speaking/Listening	27 %
Kelkar, Poonam S.	General Work Experience	20 %
Keys, Margaret Dolan	Librarian	46 %
Knudson, Anita L.	English	27 %
Knudson, Anita L.	History	40 %
Krabacher, Thomas S	Geography	35 %
Krieg, Paul	Physiology (Includes Anatomy)	50 %

FTE appearing as 0% for the current or upcoming semester is pending determination of assignment / load. FTE in previous semesters will appear as 1% for assignments between 0% and 1%. * = New Employee ** = Returning Employee

Employees hired under equivalency criteria pursuant to Ed. Code Section 87359, Title V, Section 53430(a), and Board Policy 5123 will be identified as follows: A1;A3;A4;B1;B2;B3;B4=Experience / Education | A2 = Education | A5;B5 = Experience

**TEMPORARY, PART-TIME EMPLOYEES Fall 2014
Folsom Lake College**

<u>Name</u>	<u>Subject</u>	<u>FTE</u>
Krohn,Ben G.	Administration of Justice	20 %
Latter,Rachel	Psychology, General	20 %
Laurent,Robert H.	Astronomy	55 %
LeFebvre,Edith E	Speech Communication	20 %
Lepe,Leonela G.	Counselor	5 %
Lewis,Barbara	Academic Guidance	20 %
Lorenzo,Gina M.	Counselor	21 %
Machado,Geraldine M.	Psychology, General	20 %
Maddock,Robert A.	History	60 %
Maffei,William A.	History	20 %
Mahdavi Aghabeigi,Maryam S	Physics, General	50 %
Mahoney,Maximillian E.	Chemistry, General	27 %
Mansfield,Amanda M.	General Work Experience	40 %
Mason,Shawn S	Spanish	35 %
McClatchy,Jedd J	Business and Commerce, General	40 %
McConnell,Joel E.	Counselor	12 %
Meyer,Kristin M.	English	20 %
Miceli,Karen M.	ESL Writing	53 %
Mijic,Milan B.	Astronomy	35 %
Miller,Michele M.	Child Development/Early Care and Educatio	20 %
Millington,James E.	Information Technology, General	12 %
Mirmobiny,Shadieh	Fine Arts, General	20 %
Mirmobiny,Shadieh	Humanities	20 %
Miser,Jay H.	Emergency Medical Services	27 %
** (A2) Moore,Colin A.	Political Science	20 %
Morning,Kevin L.	Physical Education	15 %
Morrison,Jill	Physical Education	30 %
Morrison,Jill	Counselor	21 %
Mowrer,Richard P.	History	40 %
Mueller,Marta B.	ESL Reading	27 %
Mueller,Marta B.	ESL Speaking/Listening	27 %
Navarrete,Ramona M	Earth Science	15 %
Nelsenador,Matt B.	Mathematics, General	33 %
Neri,Mike T.	Environmental Technology	20 %
Ohmoto-Frederick,Ayumi C.	English	27 %
Oliver Graybill,Ann E.	Biology, General	30 %
Oliver,Noelle E.	English	67 %
Page,Monica C.	ESL Writing	27 %
Page,Monica C.	ESL Speaking/Listening	27 %
Palomares,Carmelita	Counselor	30 %
Paoloni,Melissa M.	Education, General	28 %
Paoloni,Melissa M.	Child Development/Early Care and Educatio	20 %
Patterson,Jason A.	Physiology (Includes Anatomy)	50 %
Pender,Sarah	General Work Experience	20 %
Pica,Denise Y	English	47 %
Piskun,Yelena	Counselor	13 %
Plaxton,Melody J	English	20 %
Plaxton,Melody J	Reading	40 %
Porter,Nancy L	Nutrition, Foods, and Culinary Arts	60 %
** (A2) Porter,Rhiannon	Chemistry, General	50 %
Powell,Donna	English	40 %
Redmond,Rebecca J.	Technical Theater	28 %
Roberge,Andrea M.	Counselor	40 %
Rosoff-Horne,Philip D.	Mathematics, General	20 %

FTE appearing as 0% for the current or upcoming semester is pending determination of assignment / load. FTE in previous semesters will appear as 1% for assignments between 0% and 1%. * =New Employee **=Returning Employee

Employees hired under equivalency criteria pursuant to Ed. Code Section 87359, Title V, Section 53430(a), and Board Policy 5123 will be identified as follows: A1;A3;A4;B1;B2;B3;B4=Experience / Education | A2 = Education | A5;B5 = Experience

**TEMPORARY, PART-TIME EMPLOYEES Fall 2014
Folsom Lake College**

<u>Name</u>	<u>Subject</u>	<u>FTE</u>
Rush,John A.	Anthropology	20 %
Rush,John A.	Archaeology	20 %
Samboceti,Jamie L.	Psychology, General	20 %
** (A1) Schwemer,Gregory T.	Mathematics, General	33 %
Semnani,Masoumeh T.	Medical Laboratory Technology	37 %
Simental,Krisi L.	English	47 %
Siwabessy,Genevieve I.D.	Student Government	22 %
Skelly,Paul	Accounting	53 %
Skillen,Robert R.	Zoology, General	50 %
Snow,Camille D	Counselor	21 %
Stark,James C.	Chemistry, General	50 %
Steele,Nathan James	Administration of Justice	20 %
Strahan,Dana A.	Environmental Technology	20 %
Stratton,Susan	Anthropology	15 %
Swanson,David C.	Chemistry, General	20 %
Swanson,James K.	Emergency Medical Services	45 %
Tandon,Suman	Mathematics, General	67 %
Thrapp,Sandra L.	Sign Language	27 %
Tully,David D.	Computer Programming	27 %
Vidic,Natasha	Earth Science	20 %
Wai,Newton Y.	Mathematics, General	67 %
Walker,Judy L.	Child Development/Early Care and Educatio	7 %
Walker,Malina L.	History	20 %
Wathen,Myrna K.	Librarian	34 %
Wells,Kallie C.	Business and Commerce, General	20 %
Wheeldon,George A.	Geology	35 %
Whitt,David	Fire Technology	40 %
Williams,Wendy P.	English	53 %
Wise,William M.	ESL Writing	27 %
Wise,William M.	ESL Integrated	30 %
Wong,Calvin J	Coordinator	16 %
Wright,Cheryl A.	Business Management	40 %
Yeager,Curtis L.	Health Occupations, General	20 %

**TEMPORARY, PART-TIME EMPLOYEES Fall 2014
Sacramento City College**

<u>Name</u>	<u>Subject</u>	<u>FTE</u>
Aldrich,Cathleen	Reading	60 %
Argent,Gala A.	Anthropology	20 %
Arnfeld,Rebecca J.	Fine Arts, General	20 %
Bailey,Amelita H.	Mathematics, General	65 %
Bartkiewicz,Matthew	Aviation and Airport Management and Servic	27 %
Bender,Daniel M	Chemistry, General	30 %
Boyd,Halsey	Mathematics, General	60 %
Cajucom,Pamela J.	Sociology	20 %
Cantrell,Kimberly N	Speech Communication	20 %
Carboni,Joshua P.	Philosophy	20 %
Carmichael,David	Adapted Physical Education	30 %
Carney,Diane	Environmental Science	20 %
Carney,Diane	Natural History	15 %
Carraway,Monica M.	Office Technology/Office Computer Applicati	20 %
Carson,Connie S.	Physical Education	45 %
** (A1) Carter,Kathy A.	Child Development/Early Care and Educatio	20 %

FTE appearing as 0% for the current or upcoming semester is pending determination of assignment / load. FTE in previous semesters will appear as 1% for assignments between 0% and 1%. * =New Employee ** =Returning Employee

Employees hired under equivalency criteria pursuant to Ed. Code Section 87359, Title V, Section 53430(a), and Board Policy 5123 will be identified as follows: A1;A3;A4;B1;B2;B3;B4=Experience / Education | A2 = Education | A5;B5 = Experience

**TEMPORARY, PART-TIME EMPLOYEES Fall 2014
Sacramento City College**

<u>Name</u>	<u>Subject</u>	<u>FTE</u>
Caselli,Nancy A	Speech Communication	60 %
Caviness,Richard L.	Mathematics, General	40 %
Chainey,Susan L.	Reading	40 %
Challender,Michael	Mathematics, General	27 %
Cheshire,Tamara C.	Social Sciences, General	20 %
Cheshire,Tamara C.	Anthropology	40 %
Cheung,Lawrence	Sign Language	53 %
Cho,Eun L.	Painting & Drawing	57 %
** (A5) Clark,Michelle D.	Mathematics, General	60 %
Clark,Terri A.	Librarian	55 %
Colombo,Julie A.	English	27 %
Conner,Lyn W.	Physics, General	20 %
Conner,Lyn W.	Astronomy	15 %
Constantine,John H	Economics	40 %
** (A5) Cook,Danita G.	Applied Photography	57 %
Cook,Stephen P.	English	20 %
Cooper,Kevin D.	Nutrition, Foods, and Culinary Arts	20 %
Cox,Chad L.	Nutrition, Foods, and Culinary Arts	20 %
Crail,Charr P.	Applied Photography	28 %
Crain,Michael R.	Music	20 %
Crawford,Robert L.	Mathematics, General	53 %
Daunt,Jonathan G.	English	20 %
Davatz,Holly C.	English	53 %
Davey,Randy L.	Dental Hygienist	40 %
Davis,Kenneth A.	Drafting Technology	28 %
** (A5) Dayton,David E.	ESL Writing	27 %
** (A2) DeLappe,Lori A.	Dramatic Arts	50 %
DeMartini,Dawna L.	English	67 %
Denman,Tiffany N.	English	67 %
Desmangles,Roy O.	Job Seeking/Changing Skills	7 %
Desmangles,Roy O.	Academic Guidance	20 %
Desmangles,Roy O.	Counselor	26 %
Diamond,Anne	Accounting	44 %
Diaz-Gastelum,Gloria	Spanish	53 %
Dibble,Cindy C.	Mathematics, General	58 %
Dicus,Michelle M.	Chemistry, General	13 %
Diehl,Nicholas J.	Philosophy	60 %
** (B5) Dieu,Anne Lenere	Fashion	48 %
Dilley,Paul J	History	40 %
Dong,Jimmy A	Accounting	60 %
Dowdall,Richard J	Psychology, General	40 %
Durosko,Susan L	English	20 %
DuVernay,Tara N.	Mathematics, General	47 %
Eakins,Robert G.	English	53 %
Earl,Kathleen M.	Librarian	35 %
Earle,Robert E	Geographic Information Systems	24 %
Eberhardt,Claire E.	Classics-Humanities	20 %
Eckley,Terri L.	Psychology, General	40 %
Edwinson,Shawn A.	Child Development/Early Care and Educatio	40 %
Eigenheer,Richard A.	Geography	35 %
English,Thomas A.	Philosophy	20 %
Escamilla,Rafael F.	Physical Therapy Assistant	28 %
Eskandari,Vahid	Chemistry, General	57 %
Evans,Heidi M.	Drafting Technology	28 %

FTE appearing as 0% for the current or upcoming semester is pending determination of assignment / load. FTE in previous semesters will appear as 1% for assignments between 0% and 1%. * =New Employee **=Returning Employee

Employees hired under equivalency criteria pursuant to Ed. Code Section 87359, Title V, Section 53430(a), and Board Policy 5123 will be identified as follows: A1;A3;A4;B1;B2;B3;B4=Experience / Education | A2 = Education | A5;B5 = Experience

**TEMPORARY, PART-TIME EMPLOYEES Fall 2014
Sacramento City College**

<u>Name</u>	<u>Subject</u>	<u>FTE</u>
Fairchild,Sheryl D.	Psychology, General	20 %
Fairchild,Sheryl D.	Women's Studies	40 %
Farias,Imelda	Counselor	17 %
Farias,Imelda	Counselor	2 %
Farrelly,Joseph T.	Sociology	40 %
Fayko,Robyn E.	Anthropology	70 %
Fernandez,Joshua	English	67 %
** (A5) Ferrara-Jones,Julie D.	Physical Fitness and Body Movement	40 %
** (A5) Ferrara-Jones,Julie D.	Intercollegiate Athletics	15 %
** (A5) Ferrara-Jones,Julie D.	Study Skills	10 %
Fore,Dana Y.	English	60 %
Fraser,Linda	English	40 %
French,Catherine A.	English	67 %
Friedman,Sasha	Mathematics, General	53 %
Gaffaney,Timothy J.	Political Science	20 %
** (A5) Galvan,Joaquin D.	Academic Guidance	20 %
Gander,Therese A.	Mathematics, General	53 %
Garbett,Rick T.	Management Development & Supervision	20 %
Garcia,Maria	Spanish	53 %
Garner,Lyndale T.	Child Development/Early Care and Educatio	7 %
Garner,Lyndale T.	Infants and Toddlers	20 %
Garner,Lyndale T.	Family Studies	20 %
Garr,Nancy M.	Anthropology	35 %
Gee,Jenny A	Mathematics, General	33 %
Geffrey,William E	Philosophy	40 %
** (B5) Gentry,Richard P.	Environmental Control Technology (HVAC)	57 %
Gillespie,Brian D	Physiology (Includes Anatomy)	40 %
Gin,Diana	Librarian	3 %
Goehring,Kevin S	Aeronautical & Aviation Technology	40 %
Goldberg,Sherri B.	Counselor	13 %
Goldsmith,Maryll R	Music	43 %
Grady,Kevin R.	Learning Skills, Learning Disabled	22 %
Graham,Reginald A.	Music	36 %
** (A5) Grasso,Matthew A.	Music	18 %
Graves,Sherri D	Biology, General	35 %
Graves,Sherri D	Physiology (Includes Anatomy)	20 %
Gregory MacMillan,Marcella	Japanese	53 %
Gregory,M. Anne	Painting & Drawing	57 %
Grofe,Michael J.	Anthropology	20 %
Grueneberger,Arthur R.	Information Technology, General	12 %
Gunn,Kristin Anne	Librarian	39 %
Gutowsky,Edward A.	English	20 %
Harada,Syreeta J.	Political Science	40 %
Harris,Richard A	Administration of Justice	20 %
Howe,Judith D.	Library Science, General	3 %
Howe,Judith D.	Librarian	60 %
Hubbard,Benita L	Information Technology, General	12 %
Huffman,Ryan S.	Economics	20 %
Hwang,Joel	Chemistry, General	57 %
** (A2) Imai,Stephen T.	Chemistry, General	63 %
** (B5) Ishisaka-Nolffi,Marc	Applied Photography	48 %
Jacobsen,Ann	English	20 %
Jensen,Lance F	Environmental Control Technology (HVAC)	10 %
Johnson,Chadwick J.	Business Administration	20 %

FTE appearing as 0% for the current or upcoming semester is pending determination of assignment / load. FTE in previous semesters will appear as 1% for assignments between 0% and 1%. * =New Employee **=Returning Employee

Employees hired under equivalency criteria pursuant to Ed. Code Section 87359, Title V, Section 53430(a), and Board Policy 5123 will be identified as follows: A1;A3;A4;B1;B2;B3;B4=Experience / Education | A2 = Education | A5;B5 = Experience

**TEMPORARY, PART-TIME EMPLOYEES Fall 2014
Sacramento City College**

<u>Name</u>	<u>Subject</u>	<u>FTE</u>
Johnson,Samuel D.	Speech Communication	60 %
Jones,Christine M	Dental Hygienist	60 %
Jones,Erica Leigh	Geography	20 %
Jones,Evan A.	English	67 %
Kalar,Barry D.	Administration of Justice	60 %
Karver,John C.	Corrections	20 %
Karver,John C.	Probation & Parole	20 %
Kasle,Sydne E.	Speech Communication	40 %
Kaufman,Cheryl A.	Business and Commerce, General	20 %
Keene,Hortencia	Office Technology/Office Computer Applicati	35 %
Kehew,Julia K.	History	60 %
Kehl,Anthony J.	Physical Education	8 %
Kehl,Anthony J.	Physical Fitness and Body Movement	50 %
Kelkar,Poonam S.	General Work Experience	40 %
Keller,Mary F.	Physiology (Includes Anatomy)	40 %
Kellogg,Cynthia	English	40 %
Kennedy,Carol E.	ESL Speaking/Listening	27 %
** (A5) Kiehn,Kenneth	English	40 %
Kjos,Troy A.	Physiology (Includes Anatomy)	20 %
Knettle,John R.	Geography	20 %
Knox,Harold C	English	20 %
Koch,Kristen V	Fine Arts, General	40 %
Kroupa,Richi A.	Japanese	27 %
** (A5) Krumm,Helen T.	English	60 %
** (A5) Kumagai,Mizue	Japanese	27 %
Lagunas-Carvacho,Magaly A.	Spanish	53 %
Lam,Ben K.	Mathematics, General	53 %
Lazo,Carol M	Business and Commerce, General	40 %
Lazzarone,Gordon C.	Applied Photography	43 %
Lecompte,Michaele E	Art	57 %
Lee,Michael D	Accounting	27 %
Leek,Laura C.	ESL Writing	27 %
Leek,Laura C.	ESL Speaking/Listening	27 %
Leibrock,Rachel M.	Journalism	20 %
Lemoine,Florence A.	History	40 %
Lepe,Leonela G.	Interpersonal Skills	7 %
Lepe,Leonela G.	Job Seeking/Changing Skills	7 %
Lepe,Leonela G.	Counselor	11 %
Lepe,Leonela G.	Counselor	6 %
Lesage,Yves	Mathematics, General	53 %
Li,Xiaoli	Library Technician (Aide)	20 %
Liu,Steve S.	Chinese	27 %
Lobenberg,David K.	Art	57 %
Logan,Jason K	Sociology	40 %
Logan,Shane P.	Sociology	40 %
Lopez,Veronica	Nutrition, Foods, and Culinary Arts	20 %
Lower,Nancy S	Music	32 %
Lum,Robert G	Physics, General	15 %
Lynch,Blair N.	Psychology, General	60 %
Lyons,Kristine L.	Ceramics	28 %
Mackey,Roderick S	Speech Communication	20 %
Madden,Daniel Fitzgerald	Aeronautical & Aviation Technology	61 %
Maffly,Nancy E.	ESL Writing	53 %
Magneson,Moirra K	English	40 %

FTE appearing as 0% for the current or upcoming semester is pending determination of assignment / load. FTE in previous semesters will appear as 1% for assignments between 0% and 1%. * =New Employee **=Returning Employee

Employees hired under equivalency criteria pursuant to Ed. Code Section 87359, Title V, Section 53430(a), and Board Policy 5123 will be identified as follows: A1;A3;A4;B1;B2;B3;B4=Experience / Education | A2 = Education | A5;B5 = Experience

**TEMPORARY, PART-TIME EMPLOYEES Fall 2014
Sacramento City College**

<u>Name</u>	<u>Subject</u>	<u>FTE</u>
Mahmood,Iqbal	English	40 %
Mahon,Bill L.	Applied Photography	28 %
Manningo,Rita A.	Counselor	15 %
Mansourirad,Ehsanollah	Mathematics, General	60 %
Margolies,Jason S.	Mathematics, General	58 %
Mariano,Nicholas A.	Health Occupations, General	40 %
Mark,Arthur	Coordinator-Instruct LAB	26 %
Marshall,Jacquelline A.	English	40 %
Martinez,Jesus R.	History	40 %
Martinez,Manuel J	Computer Electronics	28 %
Mcclain,Jerry	Accounting	27 %
McCoin,Thomas J.	Physical Therapy Assistant	15 %
McCurdy,Brennan	Business and Commerce, General	20 %
McDaniel,Arrickia R.	Counselor	12 %
McGuire,Patrick R.	Computer Information Systems	12 %
Mckibbin,Paige L	Chemistry, General	27 %
McLearan,Susan H.	Dental Hygienist	4 %
McOmber,Carolyn	Reading	40 %
Mehadi,Ahmed	Chemistry, General	40 %
Michell,Douglas B	ESL Speaking/Listening	53 %
Miller,Casey R	English	20 %
Miller,Matthew K.	Dramatic Arts	30 %
Mills,Denielle N.	Dental Assistant	30 %
Mo,Melody H.	Chinese	27 %
Mobery,Jerry C.	History	40 %
Moftakhar,Hossein	Psychology, General	48 %
Mohrmann,Peter R.	Dramatic Arts	50 %
Monahan,Marguerite E.	Railroad and Light Rail Operations	20 %
** (A2) Moore,Colin A.	Political Science	40 %
Moore,Thomas G	Information Technology, General	29 %
Moore,Thomas G	Software Applications	12 %
Morgan,Elizabeth H.	Children with Special Needs	20 %
Morgan,Kenneth I.	Business and Commerce, General	3 %
Mounier,John E	Dramatic Arts	40 %
Moylan-Aube,Joanne	Psychology, General	40 %
Moylan-Aube,Joanne	Counselor	15 %
Muha,William A.	Nursing	45 %
Mukherjee,Sharmila	Chemistry, General	57 %
Murphy,Charlynn M.	Child Development/Early Care and Educatio	40 %
Murphy,Kathryn J	Digital Media	15 %
** (A2) Myers,Linda B.	English	27 %
** (A2) Myers,Linda B.	Reading	40 %
Nacey,Donna J.	Accounting	47 %
Naify,James F.	Philosophy	40 %
Nasiri,Melekeh	Chemistry, General	57 %
Navarro,Avelina G.	Mathematics, General	25 %
Needham,Heather Elise	Speech Communication	60 %
Neil,Richard R.	Geography	35 %
Neilson,Wendy N.	Occupational Therapy Technology	15 %
Nguyen,Alfonso K.	Counselor	7 %
Nguyen,Bi V.	Mathematics, General	40 %
Nguyen,Nhat N.	Mathematics, General	27 %
Nguyen,Thanh V	Vietnamese	27 %
Nicholson,J. Christine	Dramatic Arts	48 %

FTE appearing as 0% for the current or upcoming semester is pending determination of assignment / load. FTE in previous semesters will appear as 1% for assignments between 0% and 1%. * =New Employee **=Returning Employee

Employees hired under equivalency criteria pursuant to Ed. Code Section 87359, Title V, Section 53430(a), and Board Policy 5123 will be identified as follows: A1;A3;A4;B1;B2;B3;B4=Experience / Education | A2 = Education | A5;B5 = Experience

**TEMPORARY, PART-TIME EMPLOYEES Fall 2014
Sacramento City College**

<u>Name</u>	<u>Subject</u>	<u>FTE</u>
Niyati,Fatemeh	Chemistry, General	47 %
Noonan,Kathleen K	Painting & Drawing	57 %
Norman,B. Eric	Mathematics, General	33 %
Nye,Marc A.	Mathematics, General	27 %
O'Brien,Sandra C	English	40 %
O'Brien,Teresa	Counselor	38 %
Ocegueda,Danette R.	Dental Hygienist	36 %
Okoroike,Simeon O.	Mathematics, General	27 %
O'Neill,Zachary M.	English	60 %
Opiela,Cassandra	English	20 %
Otto,Anna M	Child Development/Early Care and Educatio	40 %
Owens,Ann S.	Library Technician (Aide)	20 %
Pannu,Husanbir S.	Mathematics, General	33 %
Parrett,Elisa M.	English	60 %
Partido,Brian B.	Dental Hygienist	42 %
Passal,Steven R.	English	67 %
Pearsall,Nancy E.	Reading	35 %
Perez,Adriana	Graphic Art and Design	21 %
** (B5) Perez,Pedro R	Applied Photography	28 %
Perkins,Brett T.	English	60 %
Perreault,Diane M.	Software Applications	12 %
Peterson,Mark B.	Dental Hygienist	36 %
Pettler,Janelle S.	Information Technology, General	20 %
Pickrel,Carolyn E.	English	20 %
Pierce-Washington,Charlotte	Counselor	24 %
Pierce-Washington,Charlotte	Counselor	16 %
Pierini,Bruce D	Anthropology	55 %
Piskun,Yelena	Counselor	6 %
Plotner,Robert	Environmental Control Technology (HVAC)	20 %
Plutchok,Robert	Physics, General	20 %
Poe,Michael L.	Music	20 %
Port,Andrew A.	Mathematics, General	53 %
Powell,Donna	English	20 %
Poxon,Judith L.	Classics-Humanities	20 %
Poxon,Judith L.	Other Humanties	20 %
Prilepina,Tamara F.	Mathematics, General	60 %
** (A5) Pryor,Peter L.	Physical Education	15 %
** (A5) Pryor,Peter L.	Physical Fitness and Body Movement	45 %
Pytel,Darren L.	Administration of Justice	20 %
Quintana,Julie	Child Development Administration and Mana	20 %
Reach,Lorna	Job Seeking/Changing Skills	7 %
Roggli,Kurt W	Philosophy	40 %
** (B5) Rood,Harold D.	Music	28 %
Rosen-Aydlett,Lisa	Family Studies	40 %
Rosoff-Horne,Philip D.	Mathematics, General	40 %
Rowell,Lindsey M.	Environmental Control Technology (HVAC)	10 %
Rowland,Martha E.	Library Technician (Aide)	20 %
Rozek,Paul A	History	40 %
** (A1) Ruiz,Aracely	Academic Guidance	20 %
** (A1) Ruiz,Aracely	Counselor	11 %
Saad,Bassem A.	Mathematics, General	20 %
Sala,Alina	Counselor	4 %
** (A2) Salazar,Rosalinda R.	English	67 %
Sanchez,Lilia G.	Spanish	27 %

FTE appearing as 0% for the current or upcoming semester is pending determination of assignment / load. FTE in previous semesters will appear as 1% for assignments between 0% and 1%. * =New Employee ** =Returning Employee

Employees hired under equivalency criteria pursuant to Ed. Code Section 87359, Title V, Section 53430(a), and Board Policy 5123 will be identified as follows: A1;A3;A4;B1;B2;B3;B4=Experience / Education | A2 = Education | A5;B5 = Experience

**TEMPORARY, PART-TIME EMPLOYEES Fall 2014
Sacramento City College**

<u>Name</u>	<u>Subject</u>	<u>FTE</u>
Sanchez,Rafael	English	53 %
Sang,Kristy Seub	Nursing	45 %
Santos,Henry G.	Animation	21 %
Saria,Robert J.	Administration of Justice	20 %
Schemel,Nathan C.	Film Production	53 %
Schmit,Blanca A.	Spanish	27 %
Scott,Mark W.	Administration of Justice	20 %
Screechfield,Rosalie M.	Learning Skills, Learning Disabled	13 %
Seban,Laurel P.	Fine Arts, General	20 %
Secker,Martin D.	History	20 %
Sellers,Gene R.	Mathematics, General	47 %
Shadden,Ann M.	English	27 %
Shapiro,Don C.	Railroad and Light Rail Operations	20 %
Sher,Adrienne R.	Dramatic Arts	20 %
Shima,Todd M.	Social Sciences, General	20 %
Silveira,Matthew W.	Computer Networking	20 %
Simmons,Joseph H.	Philosophy	20 %
Sims,Amira H.	Psychology, General	20 %
Slobodnik,Wendy J.	General Work Experience	30 %
Smith,Andrea L.	Sociology	40 %
** (A1) Smith,Jennifer L.	Mathematics, General	52 %
Smith,Wade R.	Business and Commerce, General	20 %
Smith,Wade R.	Business Administration	20 %
Smith,Wade R.	Real Estate	20 %
Sodergren,Kit	Aeronautical & Aviation Technology	63 %
Spears,Estelita L	General Work Experience	20 %
Speckman,Christian J.	Anthropology	35 %
Spencer,Sylvia	Psychology, General	40 %
** (A5) Spruce-Veatch,L Renee	English	40 %
Squire,Martha Anne	Librarian	10 %
Starkey,Danielle F	English	27 %
Stassi,Trinidad	Physical Education	30 %
Stefani,Nancy	ESL Reading	27 %
Stefani,Nancy	ESL Speaking/Listening	27 %
** (A1) Stem,Melissa A.	French	53 %
Stevens,Michael K.	Sculpture	14 %
Stevens,Suzanne	Sculpture	14 %
** (B5) Stevenson,Elizabeth	Coordinator	60 %
Stimers,Dennis G.	English	47 %
Storms,Natascha	Anthropology	35 %
Stupka,Edwin H.	Counselor	27 %
Suy,Shaun	Job Seeking/Changing Skills	7 %
** (A5) Swafford,Derek L.	Academic Guidance	20 %
Sweezey,Michelle L.	Reading	50 %
Szabo,Paula N.	Psychology, General	20 %
** (A5) Taheri,Mansour	Engineering, General	33 %
** (B5) Talle,Tricia	Coordinator-Instruct LAB	51 %
Tanner,Judith L.	Child Development/Early Care and Educatio	7 %
Tavares,Tyrone Michael	Counselor	9 %
Tener,Sean G	Aviation and Airport Management and Servic	47 %
Thomas,Alysia D.	Physiology (Includes Anatomy)	50 %
Thorpe,Wade S.	Administration of Justice	60 %
Tinti,Sharee	ESL Writing	53 %
Tittle,Matt G	English	53 %

FTE appearing as 0% for the current or upcoming semester is pending determination of assignment / load. FTE in previous semesters will appear as 1% for assignments between 0% and 1%. * =New Employee ** =Returning Employee

Employees hired under equivalency criteria pursuant to Ed. Code Section 87359, Title V, Section 53430(a), and Board Policy 5123 will be identified as follows: A1;A3;A4;B1;B2;B3;B4=Experience / Education | A2 = Education | A5;B5 = Experience

**TEMPORARY, PART-TIME EMPLOYEES Fall 2014
Sacramento City College**

<u>Name</u>	<u>Subject</u>	<u>FTE</u>
Toy-Moy,Victoria T	ESL Writing	27 %
Traud,Michael B.	Aviation and Airport Management and Servic	20 %
Treon,Caron L.	English	40 %
** (A5) Ulrich,Walter D	Physical Fitness and Body Movement	40 %
Uram,Peter	Mathematics, General	60 %
Uram,Tatyana A.	Mathematics, General	53 %
Van Warmerdam,Wim L. G.	Mathematics, General	53 %
Vea,James M.	Health Occupations, General	20 %
Vecchio,Dana	Reading	30 %
** (A2) Verdi,Elisheva C.	Natural History	20 %
Vidic,Natasha	Geology	15 %
Villec,John Lee	Music	48 %
Waggoner,Carolyn A	English	60 %
Wallace,Genevieve P.	Philosophy	20 %
Wallace,Jason	English	20 %
Wallace,Shanda L.	Dental Hygienist	52 %
Waltonen,Karma	English	40 %
Waltz,Thomas W.	Administration of Justice	20 %
Ward-Richardson,Joycelyn M.	Child Development/Early Care and Educatio	40 %
Waters,Michelle D.	Coordinator-Instruct LAB	10 %
Watson-Perez,Heather L.	English	67 %
Watters,Kyle P.	Astronomy	20 %
Weatherspoon,Lorraine	Child Development/Early Care and Educatio	20 %
Wheeler Abeyta,Sandra P.	Speech Communication	40 %
Whetstone,Sandy F.	ESL Writing	27 %
Whetstone,Sandy F.	ESL Reading	27 %
White,Daniel E.	Business Management	20 %
Whittaker,Jacob Tyler	History	40 %
Williams,Angelo A	Sociology	20 %
Winchell,Jean M.	Fashion Design	28 %
Winchell,Jean M.	Fashion Production	28 %
Wingard,Benjamin J.	Librarian	60 %
Winger,Dennis K.	Railroad and Light Rail Operations	20 %
Wiseman,Maury I.	History	60 %
Wong,Cissy	ESL Writing	27 %
Wong,Cissy	ESL Speaking/Listening	27 %
Wong,Malcolm E.	Mathematics, General	33 %
Wood,Eric S.	Painting & Drawing	57 %
** (A1) Wrenn,Robert Alan	Music	40 %
** (A1) Wright,Tatyana N.	Counselor	21 %
** (A1) Wright,Tatyana N.	Counselor	16 %
Wynn,Brita J.	Anthropology	55 %
Yapundich,Diane M.	Political Science	40 %
Yaroshevich,Natalya	Counselor	9 %
Yaroshevich,Natalya	Counselor	2 %
Yi,Terence	Mathematics, General	33 %
Yuponce,Wendell John	Music	20 %
Zanartu,Luis A	Sociology	40 %
Zaragoza,Diana A.	Child Development/Early Care and Educatio	40 %
Zeimet,Lois M	Psychology, General	40 %
Zimlich,Susan A.	Fashion Production	28 %
Zimmerman,Lance C.	Physiology (Includes Anatomy)	50 %

FTE appearing as 0% for the current or upcoming semester is pending determination of assignment / load. FTE in previous semesters will appear as 1% for assignments between 0% and 1%. * =New Employee ** =Returning Employee

Employees hired under equivalency criteria pursuant to Ed. Code Section 87359, Title V, Section 53430(a), and Board Policy 5123 will be identified as follows: A1;A3;A4;B1;B2;B3;B4=Experience / Education | A2 = Education | A5;B5 = Experience

REGULAR EMPLOYEES - OVERLOAD ASSIGNMENTS Fall 2014
American River College

<u>Name</u>	<u>Subject</u>	<u>FTE</u>
Abdul,Alisher S.	Mathematics, General	40 %
Ahmadi,Al	Electronics & Electric Technology	40 %
Andre,Susan	Job Seeking/Changing Skills	13 %
Andronas,Jennifer L.	Automotive Technology	15 %
Auyeung,Tak	Computer Software Development	20 %
Auyeung,Tak	Computer Programming	20 %
Badilla,Araceli	Job Seeking/Changing Skills	13 %
** (B5) Baker,Gregory S.	Business Management	20 %
** (B5) Baker,Gregory S.	Small Business and Entrepreneurship	20 %
Bertoglio,Nancy A.	Reading	17 %
** (A5) Bethel,Paul B.	History	20 %
Bevens,Megan D.	Coordinator-Instructional	30 %
Bovard,Victoria A.	Psychology, General	40 %
Casper-Denman,Kristina E.	Anthropology	15 %
Chao,Pamela H.	Sociology	40 %
Chen,Chiuping	Economics	40 %
Chou,Susan S.	Nutrition, Foods, and Culinary Arts	20 %
Clark,Kevin E.	Sign Language	20 %
Coldiron,John L.	Health Occupations, General	20 %
Collihan,Kathleen	Social Sciences, General	10 %
** (A1) Condos,Marc A.	Business and Commerce, General	20 %
** (A1) Condos,Marc A.	Software Applications	10 %
Condos,Rachna K.	Business and Commerce, General	40 %
Corbin,Kirsten Bunce	English	7 %
Corbin,Kirsten Bunce	Reading	13 %
de la Cruz,Damon N.	Mortuary Science	33 %
Deleon,Leonel	Mathematics, General	33 %
Delgado,Diane C.	Counselor	12 %
Duax,Paul L.	Speech Communication	40 %
** (A2) Dumais,Laurence W.	Computer Networking	24 %
Eckerman,Pamela J.	Biology, General	8 %
Engler,Denise M.	English	13 %
Engler,Denise M.	Reading	13 %
Enshai,Azin	Mathematics, General	20 %
Fish,Melissa M.	Office Technology/Office Computer Applicati	9 %
Flower,Deborah J.	Nursery Technology	13 %
Fong,Diana J.	Academic Guidance	20 %
Fortman,Anita J.	Counselor	4 %
Fox,David E.	Software Applications	7 %
Fratello,Natasha M.	Psychology, General	20 %
French,Benjamin R.	Automotive Technology	25 %
Fuller,Heidi J.	Business and Commerce, General	20 %
Fuller,Heidi J.	Office Technology/Office Computer Applicati	9 %
Garcia,Ines M.	Spanish	8 %
Garner,Cheri L.	Nursing	10 %
Garvey,Andrea P.P.	Psychology, General	20 %
George,Gary Thomas	Electronics & Electric Technology	45 %
Giusti,Anthony R.	Nutrition, Foods, and Culinary Arts	20 %
** (A1) Gomez,Martin	Counselor	3 %
Gonsalves,Jana L.	Nutrition, Foods, and Culinary Arts	20 %
Gonzales,Allan	Respiratory Care/Therapy	30 %
Gonzalez,Robert J.	Business and Commerce, General	20 %
Goold,Grant B.	Paramedic	20 %
Gorre,Charissa E.	Administration of Justice	40 %

FTE appearing as 0% for the current or upcoming semester is pending determination of assignment / load. FTE in previous semesters will appear as 1% for assignments between 0% and 1%. * =New Employee ** =Returning Employee

Employees hired under equivalency criteria pursuant to Ed. Code Section 87359, Title V, Section 53430(a), and Board Policy 5123 will be identified as follows: A1;A3;A4;B1;B2;B3;B4=Experience / Education | A2 = Education | A5;B5 = Experience

REGULAR EMPLOYEES - OVERLOAD ASSIGNMENTS Fall 2014
American River College

<u>Name</u>	<u>Subject</u>	<u>FTE</u>
Gott, Sharon E.	Mathematics, General	12 %
Gott, Sharon E.	Coordinator-Instructional	2 %
Gourdine, Traci L.	English	20 %
** (B2) Green, Wesley P.	Computer Support	10 %
Haag, Brooke A.	Biology, General	8 %
Hardwick, Chanin A.	Academic Guidance	20 %
Harper, Eric I.	Automotive Technology	35 %
Hayes, Rebecca W.	Software Applications	29 %
Hayes, Rebecca W.	World Wide Web Administration	12 %
Herrlinger, Gary D.	Drafting Technology	40 %
Hess, John F.	English	20 %
Hokerson, Lori K.	Psychology, General	20 %
Holden, Dennis J.	Philosophy	40 %
Howard, Hugh H.	Geography	20 %
Howard, Hugh H.	General Work Experience	7 %
Howe, Susan R.	English	40 %
Iannone, Albert J.	Fire Technology	40 %
Joe, Don I.	General Work Experience	7 %
Johnston, Diana L.	Nursing	20 %
Johnston, Diana L.	Registered Nursing	8 %
Jones, Vincent W.	Mathematics, General	27 %
Kiefer, Christian J.	English	27 %
Kiefer, Dieter M.	Accounting	20 %
Kinoshita, Rory M.	Mathematics, General	40 %
Larabee, Charles	Software Applications	7 %
Larabee, Charles	Database Design and Administration	22 %
Lee, Dennis J.	English	13 %
Leever, Carol	World Wide Web Administration	44 %
L'Estrange, Michael A.	Computer Networking	20 %
Levy, Melissa Haga	Biology, General	8 %
Levy, Melissa Haga	Earth Science	15 %
Limmaneeprasert, Oranit	ESL Integrated	27 %
Lopez, David	Philosophy	40 %
Ludovina, Ceydy B.	Spanish	42 %
Lyman, Robert	English	20 %
** (A1) MacGowan, Paul D.	Horticulture	7 %
** (A1) MacGowan, Paul D.	Landscape Design & Maintenance	13 %
Manduca, Jerry A.	Administration of Justice	20 %
Martinez, Marlene M.	Biology, General	8 %
McCaffrey, Eileen T.	Sign Language	3 %
McCarroll, Sharleen M.	Mathematics, General	20 %
McCormac, Gregory	Biology, General	20 %
** (B5) McCormack, John J.	Automotive Technology	24 %
** (B5) McCormack, John J.	General Work Experience	7 %
McCormick, Marcia Lynn	Psychology, General	40 %
McDermott, Mary Margaret	Child Development/Early Care and Educatio	20 %
Meador, Dianne L.	Chemistry, General	30 %
Messer, Carter-Ryan	Mathematics, General	40 %
Mitchell, Emilie B.	Psychology, General	40 %
Mitchell, Matt J.	Mathematics, General	20 %
Mokhtarzada, Shahla	Social Sciences, General	10 %
Morris, Ronald Ray	Marketing & Distribution	20 %
Morris, Ronald Ray	Real Estate	20 %
Munger, Teri B.	Coordinator	20 %

FTE appearing as 0% for the current or upcoming semester is pending determination of assignment / load. FTE in previous semesters will appear as 1% for assignments between 0% and 1%. * = New Employee ** = Returning Employee

Employees hired under equivalency criteria pursuant to Ed. Code Section 87359, Title V, Section 53430(a), and Board Policy 5123 will be identified as follows: A1;A3;A4;B1;B2;B3;B4=Experience / Education | A2 = Education | A5;B5 = Experience

**REGULAR EMPLOYEES - OVERLOAD ASSIGNMENTS Fall 2014
American River College**

<u>Name</u>	<u>Subject</u>	<u>FTE</u>
Murakami,Dean M.	Psychology, General	15 %
Nelson,Elizabeth L.	Psychology, General	20 %
Nelson,Jessica B.	Job Seeking/Changing Skills	13 %
Nobles,Gloria J.	Software Applications	35 %
Nowicki,Lazette V.	Nursing	20 %
Owens,Rocio A.	Mathematics, General	33 %
Owens,Rocio A.	Coordinator-Instructional	1 %
Padgett,Christopher D.	History	20 %
Payne,Michael D	Biology, General	8 %
Pico,Glenn A.	Mathematics, General	47 %
Pollard,Margaret P.	Accounting	20 %
Quintero,Robert A.	Academic Guidance	20 %
Ramirez,Richard A.	Guidance	13 %
Ramirez,Richard A.	Academic Guidance	20 %
Reilly,Robin L.	Accounting	18 %
Rosario,Brian P.	Economics	40 %
Ruedas,Manuel F.	Guidance	7 %
Rutaganira,Thomas	Mathematics, General	47 %
Sabzevary,Iraj	Computer Programming	20 %
Sabzevary,Iraj	Database Design and Administration	13 %
** (A5) Sachau,Michael T.	Counselor	2 %
Scalzi-Pesola,Jennifer S.	Job Seeking/Changing Skills	7 %
Scalzi-Pesola,Jennifer S.	Academic Guidance	20 %
Schneider,Harold L.	English	20 %
Schuster,Randall O.	Drafting Technology	47 %
Scott,Margaret L.	Psychology, General	20 %
Senna,Deborah J.	Psychology, General	20 %
Senna,Deborah J.	Human Services	20 %
** (A2) Shimizu,Yujiro	Psychology, General	40 %
Shubb,Alisa M.	Speech Communication	40 %
Smith,Lori A.	Physiology (Includes Anatomy)	30 %
Spurgeon,Michael L.	Creative Writing	5 %
Stewart,Mark A.	Psychology, General	40 %
Stoker,Richard A.	Construction Crafts Technology	35 %
** (A1) Stokes,Clarence C.	Software Applications	10 %
Sukkary-Stolba,Soheir E.	Anthropology	40 %
Thomsen,Charles E.	Geology	13 %
Truong,Binh X.	Mathematics, General	40 %
Valle,Jesus D.	English	20 %
Ward,Sue E.	Gerontology	40 %
Weissbart,Brian	Chemistry, General	30 %
Won,Dean K.	Biology, General	8 %
Wrightson,William C.	History	20 %
Young,Shih-Wen M.	Astronomy	20 %
Youngs,Cynthia	Reading	30 %
Zarzana,Linda	Biology, General	8 %

**REGULAR EMPLOYEES - OVERLOAD ASSIGNMENTS Fall 2014
Cosumnes River College**

<u>Name</u>	<u>Subject</u>	<u>FTE</u>
Aldredge,Teresa W.	Human Services	20 %
Aldredge,Teresa W.	Academic Guidance	7 %
Andrews,David C.	Horticulture	15 %

FTE appearing as 0% for the current or upcoming semester is pending determination of assignment / load. FTE in previous semesters will appear as 1% for assignments between 0% and 1%. * =New Employee **=Returning Employee

Employees hired under equivalency criteria pursuant to Ed. Code Section 87359, Title V, Section 53430(a), and Board Policy 5123 will be identified as follows: A1;A3;A4;B1;B2;B3;B4=Experience / Education | A2 = Education | A5;B5 = Experience

REGULAR EMPLOYEES - OVERLOAD ASSIGNMENTS Fall 2014
Cosumnes River College

<u>Name</u>	<u>Subject</u>	<u>FTE</u>
Arden-Ogle, Ellen A.	Speech Communication	40 %
Avalos, Amy M.	General Work Experience	20 %
Beloglovsky, Miriam	Child Development/Early Care and Educatio	20 %
Beloglovsky, Miriam	Child Development Administration and Mana	13 %
** (A5) Beyrer, Gregory M.	History	30 %
** (A5) Beyrer, Gregory M.	Academic Guidance	7 %
Bond, Emily F.	Academic Guidance	7 %
Braden, Charles G.	Dramatic Arts	40 %
Breitenbach, Ronald W.	Mathematics, General	67 %
Burns, Cori B.	Computer Support	7 %
Burns, Cori B.	Medical Assisting	10 %
Calamar, Jeanne M.	Physical Education	15 %
Calamar, Jeanne M.	Physical Fitness and Body Movement	8 %
Calamar, Jeanne M.	Adapted Physical Education	15 %
Carlson, William D.	Automotive Technology	20 %
Chapman, Gregory Dennis	Computer Programming	35 %
Degn, Frances K.	Academic Guidance	40 %
Degn, Frances K.	Coordinator	3 %
** (A5) Do, Minh hong T.	Vietnamese	15 %
** (A5) Do, Minh hong T.	ESL Writing	15 %
DuBray, Daniel T.	Speech Communication	20 %
Edman, Jeanne L.	Psychology, General	60 %
Ellis, John D.	Architecture and Architectural Technology	15 %
Erickson, Kurt P.	Music	5 %
Fagin, Edwin D.	Economics	40 %
Farley, Rhonda	ESL Reading	15 %
Farley, Rhonda	ESL Speaking/Listening	15 %
Felkner, Patty A.	Photography	10 %
Felkner, Patty A.	Applied Photography	30 %
Fishman, Wendell	Website Design and Development	10 %
Fishman, Wendell	Information Technology, General	13 %
Fishman, Wendell	Software Applications	18 %
Fong, Hoyt S.	Human Services	40 %
Frazee, James C.	Psychology, General	40 %
Geissler, Markus	Information Technology, General	60 %
** (A5) George, Nyenbeku C.	Sociology	40 %
Granquist, Eric A.	Business Administration	40 %
Granquist, Eric A.	Real Estate	20 %
Hagenburger, Timaree A.	Nutrition, Foods, and Culinary Arts	20 %
Hannan, Everett J.	Psychology, General	40 %
Harrell, Kim E.	Sign Language	27 %
Huang, Chao-Jen	Information Technology, General	33 %
Huang, Chao-Jen	Software Applications	7 %
Huang, Chao-Jen	Computer Support	13 %
Hutcheson, Heather L.	Creative Writing	20 %
Impinna, Christopher R.	Veterinary Technician (Licensed)	40 %
Kagan, Alexander	Counselor	2 %
Kimble, Jeffrey G.	Painting & Drawing	13 %
LaDue, Cheri L.	Physical Education	30 %
LaNier, Winnie M.	Student Government	22 %
Lawlor, Michael J.	Physics, General	42 %
Le, Phuong M.	Mathematics, General	33 %
Lewis Jr., Howard	Agriculture Business, Sales and Service	20 %
Lugo, Donnisha C.	Sociology	40 %

FTE appearing as 0% for the current or upcoming semester is pending determination of assignment / load. FTE in previous semesters will appear as 1% for assignments between 0% and 1%. * = New Employee ** = Returning Employee

Employees hired under equivalency criteria pursuant to Ed. Code Section 87359, Title V, Section 53430(a), and Board Policy 5123 will be identified as follows: A1;A3;A4;B1;B2;B3;B4=Experience / Education | A2 = Education | A5;B5 = Experience

REGULAR EMPLOYEES - OVERLOAD ASSIGNMENTS Fall 2014
Cosumnes River College

<u>Name</u>	<u>Subject</u>	<u>FTE</u>
Mapeso,Ray	Human Services	20 %
Mapeso,Ray	Academic Guidance	20 %
Marchand,Lisa P.	ESL Speaking/Listening	20 %
Marshall-Mills,Denise L.	Academic Guidance	20 %
Martin,Mary S	Mathematics, General	33 %
Mathis,Jaqueline S.	Human Services	20 %
Mathis,Jaqueline S.	Academic Guidance	40 %
Mayo,Kathryn J.	Photography	10 %
Mayo,Kathryn J.	Applied Photography	13 %
McHugh,Matthew E.	Emergency Medical Services	30 %
Miller,Billie	Business and Commerce, General	40 %
Mills,Shannon L.	Anthropology	40 %
Morales,Martin F.	Political Science	30 %
Moreno,Camille	Mathematics, General	20 %
Moreno,Camille	Mathematics Skills	20 %
Newman,Jason C.	History	20 %
Noel,Brian E	Automotive Technology	15 %
Noel,Brian E	General Work Experience	13 %
Osman,Mohammed	Information Technology, General	33 %
Osman,Mohammed	Software Applications	20 %
Parker,Grant	Music	28 %
Parks,Lance M.	Computer Networking	22 %
Paskey,Amanda M.	Anthropology	20 %
Pereira,Michael J.	Automotive Technology	40 %
Pereira,Michael J.	General Work Experience	13 %
Roberts,Jason M.	Welding Technology	13 %
Rodrigues,Matthew J.	Mathematics, General	47 %
Roeschen,Renee A.	Health Information Technology	24 %
Rogan,Patrick D.	Accounting	18 %
Rogers,Kevin M.	Automotive Technology	40 %
Schroeder,Kristy Howard	Physical Fitness and Body Movement	15 %
Sertich,Sangchin P.	Mathematics, General	33 %
Sigauke,Emmanuel	English	20 %
Simpson,Roy W.	Mathematics, General	33 %
Smith,Kathryn L.	Music	18 %
Snowden,Robert L.	Radio	45 %
Stewart,Lora	Mathematics, General	13 %
Stewart,Lora	Mathematics Skills	27 %
Taylor,Yoshio	Ceramics	13 %
Torres,Gabriel S.	Spanish	30 %
** (A2) Trent,Anna K.	Fine Arts, General	20 %
VanPatten,Charles R.	Philosophy	40 %
Violett,Linnell G.	Child Development/Early Care and Educatio	28 %
Wassmer,Dana	Nutrition, Foods, and Culinary Arts	20 %
Weathers-Miguel, Lee L.	Academic Guidance	40 %
West,Jimmy D.	Applied Photography	42 %
** (A2) Williams-Brito, Kimberly	Mathematics, General	27 %
Woodcock,Margaret A.	Painting & Drawing	13 %
Yarbrough,Michael	Mathematics, General	20 %
Zisk,Paul	Sociology	40 %

FTE appearing as 0% for the current or upcoming semester is pending determination of assignment / load. FTE in previous semesters will appear as 1% for assignments between 0% and 1%. * = New Employee ** = Returning Employee

Employees hired under equivalency criteria pursuant to Ed. Code Section 87359, Title V, Section 53430(a), and Board Policy 5123 will be identified as follows: A1;A3;A4;B1;B2;B3;B4=Experience / Education | A2 = Education | A5;B5 = Experience

REGULAR EMPLOYEES - OVERLOAD ASSIGNMENTS Fall 2014
Folsom Lake College

<u>Name</u>	<u>Subject</u>	<u>FTE</u>
Boylan,Catherine A.	Speech Communication	40 %
Clark,Christopher S.	Guidance	13 %
Clark,Christopher S.	Counselor	8 %
Cooper,David	Information Technology, General	28 %
Curran,Timothy M.	Mathematics, General	53 %
Danner,Lisa A.	English	27 %
** (A2) Dumais,Laurence W.	Mathematics, General	33 %
Eckman,Spencer A.	ESL Writing	27 %
Eitel,Joseph E.	Mathematics, General	60 %
Fletcher,Francis	English	20 %
Flores,Juan J.	Academic Guidance	20 %
Fowler,Caleb L.	Computer Programming	27 %
Garrett,Mark D.	Counselor	11 %
Gibson,Aurelius B.	Marketing & Distribution	20 %
Greene,Calvin D.	Mathematics, General	27 %
Hill,David H.	Counselor	7 %
Johnson,Denise M.	Physiology (Includes Anatomy)	40 %
Kraemer,Jennifer L.	Child Development/Early Care and Educatio	40 %
Lagala,David L.	Physiology (Includes Anatomy)	40 %
Larry-Kearney,Debora Ann L.	English	27 %
Leland,Kathryn A.	English	8 %
Lennert,Michelle G.	Sign Language	27 %
Lopez,Carlos J.	Spanish	60 %
Moraga,Juan Carlos	Spanish	40 %
Olsen,Marc C.	Engineering, General	20 %
Pittman,Jason W.	Geographic Information Systems	8 %
Prelip,Angela N.	Speech Communication	40 %
Price,Yvonne E.	English	27 %
Ross,Daniel G.	Information Technology, General	20 %
Ross,Daniel G.	Mathematics, General	20 %
Sapra,Lisa M.	English	40 %
Sayago,Maria S.	Painting & Drawing	13 %
Schmid,Heike G.	Painting & Drawing	13 %
** (A5) Smith,Carolyn D.	Business and Commerce, General	20 %
** (A5) Smith,Carolyn D.	Economics	20 %
Snell,Kenneth L.	Psychology, General	40 %
** (A1) Telles,James W.	Library Science, General	7 %
** (A2) Wada,Eric B.	Botany, General	15 %
Worth,Debra N.	Dance	15 %
Wright,Matthew L.	Health Education	27 %

REGULAR EMPLOYEES - OVERLOAD ASSIGNMENTS Fall 2014
Sacramento City College

<u>Name</u>	<u>Subject</u>	<u>FTE</u>
Barbaria,Miriam G.	Spanish	27 %
Barfield,Annette C.	Academic Guidance	20 %
Belair,Diane M.	Academic Guidance	20 %
Belair,Diane M.	Counselor	5 %
Blair,Deborah J.	Athletic Training and Sports Medicine	10 %
Block,Angela M.	Sociology	20 %
Bomberry,Deskaheh D.	Physical Fitness and Body Movement	15 %
Bomberry,Deskaheh D.	Study Skills	10 %
** (B5) Bonawitz,Marcia C.	Cosmetology and Barbering	43 %

FTE appearing as 0% for the current or upcoming semester is pending determination of assignment / load. FTE in previous semesters will appear as 1% for assignments between 0% and 1%. * =New Employee ** =Returning Employee

Employees hired under equivalency criteria pursuant to Ed. Code Section 87359, Title V, Section 53430(a), and Board Policy 5123 will be identified as follows: A1;A3;A4;B1;B2;B3;B4=Experience / Education | A2 = Education | A5;B5 = Experience

**REGULAR EMPLOYEES - OVERLOAD ASSIGNMENTS Fall 2014
Sacramento City College**

<u>Name</u>	<u>Subject</u>	<u>FTE</u>
** (A5) Bui, Dinh N.	Academic Guidance	40 %
Carberry-Goh, Karen E.	Microbiology	20 %
Carmazzi, Paul L.	Physical Education	15 %
Carmazzi, Paul L.	Physical Fitness and Body Movement	20 %
** (A5) Castaneda, Denise S.	Reading	35 %
Chubbic, Dena J.	Chemistry, General	7 %
Clark, Kevin E.	Sign Language	27 %
Copely, Douglas M.	Physics, General	13 %
** (A2) Coppola, Jessica D.	Nutrition, Foods, and Culinary Arts	20 %
Crandley, Patrick A.	Electronic Game Design	42 %
Crumpton, Debra J.	Office Technology/Office Computer Applicati	43 %
Davis, Tony P.	Job Seeking/Changing Skills	7 %
Davis, Tony P.	Academic Guidance	40 %
deGennaro, Paul J.	Biology, General	15 %
Dixon, Michael A.	Information Technology, General	22 %
Doonan, William F.	Anthropology	60 %
Duvall, Melvin E.	Electronics & Electric Technology	20 %
Duvall, Melvin E.	Computer Electronics	7 %
Fitzpatrick, Kenneth E.	Environmental Control Technology (HVAC)	20 %
Fitzpatrick, Kenneth E.	Drafting Technology	30 %
Foley, Jo-Ann C.	Parenting and Family Child Care	20 %
Foley, Jo-Ann C.	Gerontology	20 %
Frank, Paul E.	Political Science	40 %
Freas, Adam C.	Academic Guidance	20 %
Gambrell, Deborah M.	Citizenship	20 %
Gambrell, Deborah M.	Counselor	1 %
Gilbert-Valencia, Daniel H.	Academic Guidance	7 %
Gomez, Tracey L.	Reading	30 %
Gonzalez, Mauricio	Academic Guidance	20 %
Gould, Kelly L.	Administration of Justice	40 %
Graybill, Stuart D.	History	20 %
Green, Dominik J.	Chemistry, General	7 %
** (B5) Handy, Mae F.	Cosmetology and Barbering	39 %
Hanson, Luther E.	Dramatic Arts	15 %
Heningburg, Keith R.	History	20 %
Hodge, Tracey L.	Counselor	3 %
Hogarty, Patrick	Real Estate	27 %
Hogarty, Patrick	Computer Networking	10 %
Hunter, Michael J.	Geography	35 %
Ishchuk, Alexandr A	Chemistry, General	7 %
James, Stephen C.	Environmental Science	4 %
Johnson, Lawrence F.	Aeronautical & Aviation Technology	27 %
Kagan, Alexander	Counselor	12 %
Kidrick, Valerie	Fine Arts, General	40 %
Kloumova, Irina	Mathematics, General	33 %
Knable, Robert D.	Music	42 %
Krofchok, Bryan	Computer Programming	15 %
Kumar, Shishir	Electronics & Electric Technology	7 %
Kumar, Shishir	Computer Electronics	20 %
Lachica, Juan L.	Academic Guidance	33 %
Lambert, Angelena	Mathematics, General	27 %
Lane, Tammie R.	Dental Assistant	15 %
Larson, Carillon J.	Mathematics, General	33 %
Little, Myra M.	Website Design and Development	17 %

FTE appearing as 0% for the current or upcoming semester is pending determination of assignment / load. FTE in previous semesters will appear as 1% for assignments between 0% and 1%. * = New Employee ** = Returning Employee

Employees hired under equivalency criteria pursuant to Ed. Code Section 87359, Title V, Section 53430(a), and Board Policy 5123 will be identified as follows: A1;A3;A4;B1;B2;B3;B4=Experience / Education | A2 = Education | A5;B5 = Experience

**REGULAR EMPLOYEES - OVERLOAD ASSIGNMENTS Fall 2014
Sacramento City College**

<u>Name</u>	<u>Subject</u>	<u>FTE</u>
Little, Myra M.	Information Technology, General	7 %
Loomis, Debora A.	ESL Reading	10 %
Lorenz, Norman H.	Education, General	28 %
Manriquez, Paul M.	Mathematics, General	47 %
Martinez, Jesus E.	Mathematics, General	47 %
** (B5) Masterson, Patricia J.	Sign Language	27 %
McDaid, Liam I.	Astronomy	30 %
McKee, Georgeann M.	Administration of Justice	20 %
Medina, Renee M.	Mathematics, General	27 %
Mendez-Nunez, Luis R.	Mathematics, General	47 %
Meyer, Virginia C.	Environmental Science	19 %
Miller, William J.W.	Chemistry, General	7 %
Minter, Carol A.	Dental Hygienist	20 %
Mom, Brian W.	Business and Commerce, General	40 %
Newman, Forrest L.	Physics, General	34 %
Nuttall, Gabriella G.	ESL Reading	10 %
** (A1) Oh, Jang-Ha	Physical Education	15 %
** (B5) Olivarez, Norma	Cosmetology and Barbering	39 %
** (A1) Olsen, Nancy S.	Reading	20 %
Pacheco, David B.	Physical Fitness and Body Movement	10 %
Pacheco, David B.	Study Skills	8 %
Parks, Karen D.	Software Applications	12 %
Pease, Dyan S.	Business and Commerce, General	20 %
Perry, Laurie M.	Child Development/Early Care and Educatio	43 %
Phillips, Joseph H.	Mathematics, General	47 %
** (A2) Poe, Kathleen A.	Music	32 %
Polagruto, John A.	Nutrition, Foods, and Culinary Arts	20 %
Rodriguez, Irma S.	Counselor	2 %
Rose, Gregory S.	Economics	20 %
Rosenberger, Randy	Mathematics, General	20 %
Sah, Tasneem K.	Counselor	60 %
** (A2) Schutte, Matthew L.	Mathematics, General	33 %
Scott, Geraldine	Job Seeking/Changing Skills	3 %
Scott, Geraldine	Academic Guidance	20 %
Segal, Jonathan E.	Mathematics, General	35 %
Smedley, Lauri J.	Software Applications	18 %
Spangler, Rachel I.	Reading	15 %
Steever, Joseph M.	Mathematics, General	20 %
Stein, Shanna R.	Accounting	44 %
** (A5) Sullivan, Derek J.	Physical Education	15 %
Tambert, Roxanne R.	Cosmetology and Barbering	40 %
Taylor, Timothy K.	Computer Networking	51 %
Times, Kenneth J.	Academic Guidance	20 %
Tromborg, Chris T.	Psychology, General	40 %
Trujillo, David C.	Administration of Justice	40 %
VanSickle, Debra L.	Mathematics, General	27 %
Villanueva, Maria C.	Academic Guidance	20 %
Wagner, Glenna G.	Nursing	47 %
** (A5) Walker, Dannie E.	Study Skills	20 %
Wang, Hsiao J.	Mathematics, General	40 %
Weinsheink, Shawn E.	Technical Theater	50 %
Williams, Gayle Kristine	Accounting	10 %
Williams, Nichelle	Interpersonal Skills	23 %
Wong, Peter W.	Cosmetology and Barbering	39 %

FTE appearing as 0% for the current or upcoming semester is pending determination of assignment / load. FTE in previous semesters will appear as 1% for assignments between 0% and 1%. * = New Employee ** = Returning Employee

Employees hired under equivalency criteria pursuant to Ed. Code Section 87359, Title V, Section 53430(a), and Board Policy 5123 will be identified as follows: A1;A3;A4;B1;B2;B3;B4=Experience / Education | A2 = Education | A5;B5 = Experience

**REGULAR EMPLOYEES - OVERLOAD ASSIGNMENTS Fall 2014
Sacramento City College**

<u>Name</u>	<u>Subject</u>	<u>FTE</u>
Woodmansee,Rick D.	Mathematics, General	20 %
Woolley,Nicole B.	Study Skills	13 %
Wyatt,David T.	Environmental Science	4 %
** (B5) Wydick,Derrick C.	Academic Guidance	20 %
** (B5) Wydick,Derrick C.	Counselor	9 %
Xiao,Alex H.	Political Science	40 %
Zamora, Frank	Painting & Drawing	15 %
Zuercher,Connie A.	Fitness Trainer	20 %
Zuercher,Connie A.	Health Education	20 %

FTE appearing as 0% for the current or upcoming semester is pending determination of assignment / load. FTE in previous semesters will appear as 1% for assignments between 0% and 1%. * = New Employee ** = Returning Employee

Employees hired under equivalency criteria pursuant to Ed. Code Section 87359, Title V, Section 53430(a), and Board Policy 5123 will be identified as follows: A1;A3;A4;B1;B2;B3;B4=Experience / Education | A2 = Education | A5;B5 = Experience

C L A S S I F I E D

APPOINTMENT(S)

<u>Name</u>	<u>Position</u>	<u>Assigned to</u>	<u>Effective Date(s)</u>
Arguello, Mario J.	Financial Aid Officer	SCC	09/02/14
Blevis, Matthew A.	Operations Technician	ARC	08/29/14
Curry, Patrick E.	Groundskeeper	FM	08/29/14
Pickering-Crandell, Jane E.	Public Relations Technician	FLC	08/25/14
Rain, Luka	Instructional Assistant- Writing/English/Reading, 9 months, 75%	SCC	08/28/14
Ward, Anne L.	College Relations Specialist	FLC	08/18/14

LEAVE(S) OF ABSENCE

<u>Name</u>	<u>Position</u>	<u>Type of Leave</u>	<u>Assigned to</u>	<u>Effective Date(s)</u>
Davtian, Anna	Student Personnel Assistant-Counseling	Personal, 25%	CRC	08/18/14-12/12/14
Malik, Jamil I.	Student Personnel Assistant-Student Services	Personal, 40%	ARC	08/25/14-12/19/14
Marshall, Jeri	Outreach Specialist	Personal, 20%	ARC	08/25/14-12/19/14
Osterhout, Jonathan C.	Physical Education/ Athletic Attendant, 10 months	Personal, 22.5%	ARC	07/01/14-07/31/14
Smedley, Lashauna D.	Instructional Assistant- Writing/English/Reading, 9 months, 80%	Child Care,	CRC	09/17/14-01/04/15 revised

PROMOTION(S)

<u>Name</u>	<u>New Position (Current Position)</u>	<u>Assigned to</u>	<u>Effective Date(s)</u>
Heiland, Joyce E.	Educational Center Supervisor (Educational Center Assistant)	FLC FLC)	08/15/14
Kudin, Joan E.	Public Relations Technician (Administrative Assistant I)	ARC SCC)	10/01/14
Robinson, April K.	Instructional Services Assistant II, 100% (Clerk III, 75%)	CRC CRC)	08/20/14

CLASSIFIED

REASSIGNMENT(S)/ TRANSFER(S)			
<u>Name</u>	<u>New Position (Current Position)</u>	<u>Assigned to</u>	<u>Effective Date(s)</u>
Lemus, Miguel	Clerk III, 12 months, 75% (Grant Coordination Clerk, 11 months, 60%)	CRC CRC)	08/11/14
Mendoza, Sarina L.	Student Personnel Assistant- Student Services (Student Personnel Assistant- Davis Outreach Program	CRC SCC)	09/02/14

RECISION OF PLACEMENT ON 39- MONTH RE-EMPLOYMENT LIST			
<u>Name</u>	<u>Position</u>	<u>Assigned to</u>	<u>Effective Date(s)</u>
Silas, Ronald	Custodian	ARC	08/18/14
Yagen, Paul E.	College Safety Officer	Police Services	09/02/14

RESIGNATION(S)			
<u>Name</u>	<u>Position</u>	<u>Assigned to</u>	<u>Effective Date(s)</u>
Byrd, Tanika L.	Student Life Supervisor	ARC	09/20/14
Ferrell, Heidi L.	Instructional Services Assistant II	SCC	08/05/14
Foreman, Amber R.	Graphic Designer	CRC	08/02/14
Iwata, Midori E.	Clerk III, 75%	SCC	08/30/14
Martinez, Ruben	Clerk II	SCC	08/19/14
Walden, Tania R.	Confidential Internal Auditor	DO	09/06/14

Temporary Classified Employees Education Code 88003 (Per AB 500) <i>The individuals listed below are generally working in short term, intermittent or interim assignments during the time frame designated,</i>

<u>Name</u>	<u>Title</u>	<u>Effective Date</u>	<u>End Date</u>
<u>American River College</u>			
Arghandiwal, Maryam	Special Projects	8/25/2014	6/30/2015
Atkinson, Andrea A	Advanced Interpreter	7/25/2014	6/30/2015
Baiz, Louis E	Instructional Assistant	8/14/2014	6/30/2015
Balsamo, Alessandra L.	Clerk I	8/5/2014	6/30/2015
Bartley, Erin L.	Sports Athletic Trainer	8/14/2014	6/30/2015
Brown, Samantha	Instructional Assistant	8/1/2014	6/30/2015
Brown, Samantha	Laboratory Technician	8/1/2014	6/30/2015
Cain-Mooney, Laura J.	Advanced Interpreter	8/23/2014	6/30/2015
Campos, David A	Instructional Assistant	8/25/2014	6/30/2015
Carpadus, Tyler M.	Financial Aid Clerk I	8/19/2014	6/30/2015
Concepcion, Michael T.	Bookstore Aide	8/23/2014	6/30/2015
Cota, Daniel J.	Laboratory Technician	8/1/2014	6/30/2015
Crabtree, Joshua	Asst. Coach-Football	8/1/2014	6/30/2015
Damlakhi, Raneem Al Shakh Saeed	Special Projects	8/25/2014	6/30/2015
Espinoza, Juan M.	Instructional Assistant	8/25/2014	6/30/2015
Evans, Casey R	Campus Patrol	8/15/2014	6/30/2015
Fall, Rheann D.	Asst. Coach-Volleyball (W)	8/15/2014	6/30/2015
Garcia, Annette M.	Bookstore Aide	7/1/2014	6/30/2015
Grush, Douglas A.	Asst. Coach-Football	8/1/2014	6/30/2015
Gustafson, Summer D.	Instructional Assistant	8/23/2014	6/30/2015
Hannaford, Kathryn L.	Instructional Assistant	7/1/2014	6/30/2015
Harun, Shina B.	Instructional Assistant	8/1/2014	6/30/2015
Howard, James T	Asst. Coach - Cross Cntry (MW)	8/1/2014	6/30/2015
Hurts, Cedric DC.	Special Projects	7/1/2014	6/30/2015
Jacobs, William P. D.	Bookstore Aide	8/23/2014	6/30/2015
Johnson, Michael M.	Asst. Coach-Football	8/1/2014	6/30/2015
Jones, Kimberlee K	Advanced Interpreter	8/23/2014	6/30/2015
Juarez, James G	Special Projects	8/18/2014	6/30/2015
Justmann, Niki L	Clerk II	8/1/2014	6/30/2015
Kem-Rivera, Toladette	Financial Aid Clerk II	8/13/2014	6/30/2015
Kintaudi, Bila N.	Bookstore Aide	8/19/2014	6/30/2015
Kotar, Sarah M.	Beginning Interpreter	8/23/2014	6/30/2015
Kushner, Jerry T.	Specialty Coach	8/14/2014	6/30/2015
Loell, Kerry M.	Laboratory Technician	8/1/2014	6/30/2015
Lopez, Anjelica M.	Clerk III	8/18/2014	6/30/2015
Ly, Sammy	Bookstore Aide	8/23/2014	6/30/2015
Ma, Huiching Jennifer	Special Projects	8/25/2014	6/30/2015

<u>Name</u>	<u>Title</u>	<u>Effective Date</u>	<u>End Date</u>
<u>American River College (continued)</u>			
Macshafi, Raliyat N.	Beginning Interpreter	8/23/2014	6/30/2015
Mansoor, Alex K.	Specialty Coach	8/1/2014	6/30/2015
Marshall, Chris D.	Asst. Coach-Football	8/1/2014	6/30/2015
Marshall, Kimberly A.	Special Projects	8/25/2014	6/30/2015
Martinez, Candice J.	Intermediate Interpreter	8/23/2014	6/30/2015
McMannis, Alexis L	Advanced Interpreter	8/23/2014	6/30/2015
Montalbo, Joseph L.	Instructional Assistant	8/18/2014	6/30/2015
Murti, Kendalyne K.	Administrative Asst. I	8/11/2014	6/30/2015
On, Gia Phuc N.	Clerk II	8/1/2014	6/30/2015
Osorio, Cecilia G.	Student Personnel Assistant	8/1/2014	6/30/2015
Papineau, Daniel S.	Instructional Assistant	8/25/2014	6/30/2015
Poust, Michelle E	DSP&S Clerk	8/13/2014	6/30/2015
Reetz, John P.	Special Projects	8/23/2014	6/30/2015
Robles, Roger A.	Clerk III	8/25/2014	6/30/2015
Samadi, Parisa	Instructional Assistant	7/1/2014	6/30/2015
Shcherbak, Vera	Instructional Assistant	8/25/2014	6/30/2015
Simpson, Dawn M	Beginning Interpreter	8/25/2014	6/30/2015
Suyazov, Volodymyr	Instructional Assistant	8/8/2014	6/30/2015
Taylor, Jennifer C.	Clerk I	8/18/2014	6/30/2015
Thiele, Joseph	Campus Patrol	7/1/2014	6/30/2015
Van Arkel, John R.	Laboratory Technician	8/1/2014	6/30/2015
Waldrep, Kimberly K.	Instructional Assistant	7/1/2014	6/30/2015
WEST-PIPER, KAYTE A	Clerk I	8/1/2014	6/30/2015
Wigner, Shelby K.	Account Clerk II	8/11/2014	6/30/2015
<u>Cosumnes River College</u>			
Barcena, Michelle O.	Bookstore Aide	7/1/2014	6/30/2015
Beldad, Lor Rachael Digal	Clerk I	8/25/2014	6/30/2015
Bodas, Ryan J.	Art Model	8/22/2014	6/30/2015
Evangelista, Brandon C.	Asst. Coach -Soccer (M)	8/1/2014	6/30/2015
Foster, Johnny D.	Instructional Assistant	8/1/2014	6/30/2015
Garcia, Daisy L.	Bookstore Aide	8/25/2014	6/30/2015
Kolesnikow, Jennifer L	Bookstore Aide	8/25/2014	6/30/2015
Ochoa, Joseph A.	Sports Athletic Trainer	7/15/2014	6/30/2015
Penn, Kevin D.	Instructional Assistant	7/1/2014	6/30/2015
Rojas, Leo R.	Asst. Coach-Soccer (W)	8/1/2014	6/30/2015
Suprun, Lisa	Clerk I	8/23/2014	6/30/2015
Valenton, Katherine R.	Bookstore Aide	7/30/2014	6/30/2015
Wheelock, Jesse J.	Instructional Assistant	8/22/2014	6/30/2015

<u>Name</u>	<u>Title</u>	<u>Effective Date</u>	<u>End Date</u>
<u>District Office / Business and Economic Development Center / Facilities Management</u>			
Barber, Beverly R.	Special Projects	8/11/2014	6/30/2015
Purmort, Martin E.	Special Projects	8/7/2014	6/30/2015
Barnhart, David A	Groundskeeper	7/1/2014	6/30/2015
Bagdis, Gabrielle M.	Clerk II	8/25/2014	6/30/2015
Karle, Sierra R.	Special Projects	8/25/2014	6/30/2015
<u>Folsom Lake College</u>			
Akella, Ramamani	Special Projects	8/25/2014	6/30/2015
Akers, Teri L.	Asst. Coach-Soccer (W)	8/1/2014	6/30/2015
Anderson, James E.	College Recv Clerk/Storekeeper	8/19/2014	6/30/2015
Barrett, Brandy A.	Custodian	8/18/2014	6/30/2015
Boyer, Justin A.	Special Projects	8/18/2014	6/30/2015
Bratan, Tatyana V.	Special Projects	8/25/2014	6/30/2015
Britton, Daniel L.	Special Projects	7/25/2014	6/30/2015
Buchanan, Sandra L.	Special Projects	7/1/2014	6/30/2015
Coughran, Kim M.	Campus Patrol	7/28/2014	6/30/2015
Cryderman, Taylor A.	Clerk I	7/7/2014	6/30/2015
Culian, Jennifer C.	Special Projects	8/25/2014	6/30/2015
Fisher, Barbara J. D.	Administrative Asst. I	8/20/2014	6/30/2015
Fowler, Kenneth J.	Special Projects	7/25/2014	6/30/2015
Gregory, Richard C.	Special Projects	8/19/2014	6/30/2015
Heuer, Jessica E.	Campus Patrol	7/1/2014	6/30/2015
Martorana, Christine D.	Special Projects	7/25/2014	6/30/2015
Miller, Megan E.	Campus Patrol	7/3/2014	6/30/2015
Monger Levin, Nancy L.	Special Projects	8/25/2014	6/30/2015
Palomares, Carmelita	TANF/CalWORKs Specialist	7/25/2014	6/30/2015
Parham, Carrie A	Special Projects	8/25/2014	6/30/2015
Peng, Yang-Ming	Special Projects	8/25/2014	6/30/2015
Quesada, Scott	Special Projects	8/20/2014	6/30/2015
Reade, David S.	Instructional Assistant	7/21/2014	6/30/2015
Richter, Rachel A.	Special Projects	7/28/2014	6/30/2015
Roberts, Gary V.	Special Projects	8/25/2014	6/30/2015
Runnoe, Jeb H.	Special Projects	8/25/2014	6/30/2015
Savage, Kathleen A.	Clerk II	8/25/2014	6/30/2015
Scrogins, Joshua T.	Special Projects	8/25/2014	6/30/2015
Soramaki, Serafia R.	Art Model	8/24/2014	6/30/2015
Spring Wenzel, Susan M.	Clerk II	8/25/2014	6/30/2015
Stefanco, Tatiana	Special Projects	8/25/2014	6/30/2015
Strobridge, Taylor J.	Campus Patrol	7/3/2014	6/30/2015
Toney, James J.	Special Projects	7/25/2014	6/30/2015
Zakaryan, Ruzanna	TANF/CalWORKs Specialist	7/25/2014	6/30/2015

<u>Name</u>	<u>Title</u>	<u>Effective Date</u>	<u>End Date</u>
	<u>Sacramento City College</u>		
Anguiano, Letisia I.	Special Projects	8/18/2014	6/30/2015
Bien, Ha	Admissions/Records Clerk I	8/4/2014	6/30/2015
Burgos, Irma E	Special Projects	8/18/2014	6/30/2015
Electra, Virginia L.	Instructional Assistant	8/20/2014	6/30/2015
Gutierrez, Vanesa	Special Projects	8/18/2014	6/30/2015
Jones-Hayes, Shana I.	Clerk I	7/1/2014	6/30/2015
LOR, NALIE	Student Personnel Assistant	8/15/2014	6/30/2015
Loschiavo, Tara E	Clerk I	7/18/2014	6/30/2015
Oliva-Moreno, Tania	Special Projects	8/18/2014	6/30/2015
Saenz, Lawrence	Asst. Coach-Wrestling	8/1/2014	6/30/2015
Sapp, Jamie	Special Projects	8/18/2014	6/30/2015
Shafer, Mary P.	Instructional Assistant	8/18/2014	6/30/2015
Steurer-Lopiccolo, Brooke L.	Special Projects	8/18/2014	6/30/2015
Tharp, Kate E.	Special Projects	8/18/2014	6/30/2015
Tsao, Cheri L.	Library/Media Tech Assistant	8/18/2014	6/30/2015
Velasquez, Joshua L	Asst. Coach-Volleyball (W)	9/1/2014	6/30/2015
Wooten, John M.	Asst. Coach-Football	8/1/2014	6/30/2015
Yang, Christina M.	Special Projects	8/18/2014	6/30/2015

LOS RIOS COMMUNITY COLLEGE DISTRICT

PRESENTED TO BOARD OF TRUSTEES

DATE: September 10, 2014

SUBJECT:	Ratification of Emergency Repairs of Underground Hydronic Systems – ARC and CRC	ATTACHMENT: None	
		ENCLOSURE: None	
AGENDA ITEM:	Action Item A	TYPE OF BOARD CONSIDERATION:	
RECOMMENDED BY:	Theresa Matista <i>Theresa Matista</i>	CONSENT/ROUTINE	
		FIRST READING	
APPROVED FOR CONSIDERATION:	Brian King <i>Brian King</i>	ACTION	X
		INFORMATION	

BACKGROUND:

Using funds from Proposition M, the District will replace various infrastructure systems across the District. One of these systems is the District’s hot and cold water hydronic lines. These systems begin at the central plant and form a large loop traveling around each of our campuses to provide buildings with hot and cold water to heat and cool interior spaces. Many of these systems were installed at the time the campuses were originally constructed. For example, the hydronic system at the CRC campus is 43 years old. That system has begun to deteriorate and, in some areas, fail. While the District’s modernization and new construction bond program, as well as scheduled maintenance and special repairs funds, allow for the replacement and improvement of much of the system, catastrophic failure occur sporadically in these aging systems prior to their scheduled replacement. These failures are more likely to occur when the systems are placed under great stress during severe weather periods. From January to May 2014, catastrophic failures occurred at the ARC and CRC campuses that required emergency repairs in order to keep the systems operating at normal levels.

STATUS:

Public Contract Code section 20654 authorizes emergency work without advertising for or inviting bids when repairs are necessary to permit the continuance of existing college classes or to avoid danger to life or property. This code section requires unanimous approval by the Board of Trustees. If approved, the award is then sent to the County Superintendent of Schools for approval as well. The District engaged Interstate Construction to identify and complete emergency repairs in January, February, March, and May 2014. Those repairs have been completed and the system is operational at this time.

RECOMMENDATION:

It is recommended that, by unanimous vote, the Board of Trustees ratify the emergency repairs by Interstate Construction in the amount of \$170,119 for Cosumnes River College and \$31,866 for American River College.

LOS RIOS COMMUNITY COLLEGE DISTRICT

PRESENTED TO BOARD OF TRUSTEES

DATE: September 10, 2014

SUBJECT:	Educational Protection Account Expenditure Plan	ATTACHMENT: None	
		ENCLOSURE: None	
AGENDA ITEM:	Action Item B	TYPE OF BOARD CONSIDERATION:	
RECOMMENDED BY:	Theresa Matista <i>Theresa Matista</i>	CONSENT/ROUTINE	
		FIRST READING	
APPROVED FOR CONSIDERATION:	Brian King <i>Brian King</i>	ACTION	X
		INFORMATION	

BACKGROUND:

Proposition 30, The Schools and Local Public Safety Protection Act of 2012 passed in November 2012. This proposition temporarily raises the State sales and use tax by .25 cents for four years and raises the income tax rate for high income earners (\$250,000 for individuals and \$500,000 for couples) for seven years to provide *continuing* funding for local school districts and community colleges. The Education Protection Account (EPA) was created in the State’s General Fund to receive and disburse these temporary tax revenues. Funds from the EPA are not new or increased resources for districts. Rather EPA replaces base State General apportionment. In essence, the three revenue sources traditionally supporting California Community Colleges: general apportionment, local property taxes, and student enrollment fees, now include a fourth source, EPA. EPA funds are paid quarterly.

Districts have sole authority to determine how the moneys received from the EPA are spent, provided that the governing board makes these spending determinations in open session of a public meeting of the governing board and with the limitation that EPA funds cannot be used to pay administrative salaries and benefits and other administrative costs. Each entity receiving funds must annually publish on its internet web site an accounting of how much money was received from the EPA and how that money was spent. Additionally, the annual independent financial and compliance audit required of community colleges shall ascertain and verify whether the funds provided from the EPA have been properly disbursed and expended as required by law. Expenses incurred to comply with these additional audit requirements may be paid from the EPA.

STATUS:

The Chancellor’s Office of the California Community Colleges (CCCCO) distributes EPA funds to districts based upon their proportionate share of total computational revenue. This basis results in a more equitable distribution of EPA rather than distributing on the relative share of general apportionment. For 2013-14, EPA funds accounted for 14% of the total State-wide revenue. As of June 2014, Los Rios’ share was \$37,920,228, up from the \$33,318,264 estimated by the Chancellor’s Office at the Advance apportionment in August 2013.

For 2014-15, the estimated amount of EPA funds the District is scheduled to receive is \$40,638,016. As was the case for 2013-14, the amount may change as the year progresses and entitlements modified. The Board must adopt its plan for the use of the funds as described in the background section relying on the best information available. Consistent with the message to voters that Proposition 30 would allow districts to maintain their instructional programs and the requirement that EPA not be used for administrative costs; staff recommends that EPA funds be designated as supporting compensation costs for classroom instruction services for both faculty and classified staff. Over the course of the year classroom instructional salaries and benefits up to the actual amount received for EPA will be transferred to separate accounts within the unrestricted general fund to identify those costs as funded by EPA.

RECOMMENDATION:

It is recommended that the Board of Trustees ratify the use of the additional \$4,601,964 in EPA funds for 2013-14 for compensation cost for classroom instruction as well as adopt for the 2014-15 fiscal year the plan to designate compensation costs for classroom instruction as funded by EPA. Upon approval, the District will update its website to reflect the Board's action.

LOS RIOS COMMUNITY COLLEGE DISTRICT

PRESENTED TO BOARD OF TRUSTEES

DATE: September 10, 2014

SUBJECT:	Public Hearing: Adoption of 2014-15 Proposed Budgets	ATTACHMENT: Yes	
		ENCLOSURE: Budget Book	
AGENDA ITEM:	Action Item C	TYPE OF BOARD CONSIDERATION:	
RECOMMENDED BY:	Theresa Matista <i>Theresa Matista</i>	CONSENT/ROUTINE	
		FIRST READING	
APPROVED FOR CONSIDERATION:	Brian King	ACTION	X
		INFORMATION	

BACKGROUND:

The tentative budget for the General fund for 2014-15, adopted by the Board of Trustees in June, has been revised. The revised budget reflects the enacted State budget for 2014-15 which was signed by the Governor on June 20th. The Board is required to hold a public hearing on the proposed budget for the fiscal year on or before the 15th day of September. Subsequent budget revisions will be brought to the Board as needed, but are typically presented at least twice during the year.

The Governor’s May Revise proposal for California Community Colleges was the basis for the tentative budget. The enacted budget is very similar to the May Revise with Access (Restoration) funding at 2.75% and the cost of living adjustment (COLA) at 0.85%. Changes in categorical line items included Student Equity funding at \$70 million rather than \$100 million, Disabled Students Programs and Services receiving a \$30 million augmentation, and allowing districts to use the \$148 million in Physical Plant funding for instructional support as well.

The deferral was not entirely eliminated as proposed in May, although it is reduced from the 2013-14 level of \$592.5 million to \$95 million. In addition to the Mandated Programs Block Grant funding which is for budget year costs, there is \$49.5 million allocated toward reducing the State’s liabilities for prior year mandated cost claims. This funding, though, will be allocated on an FTES basis rather than based on actual claims. Also of note are the changes in the employer and employee contribution rates for the California State Teachers’ Retirement System. The overall increases to the rates are the same as the Governor’s May Revise proposal but they are phased in more gradually over the next seven years.

Even with the 2014-15 appropriation to restore access, the system is still funded below the 2008-09 service level. Access in 2014-15 is again distributed on the basis of restoring districts back to their 2008-09 levels. Once restoration is achieved, the system will move to a new formula for the allocation of access to districts that uses factors such as adult population without a college degree and unemployment rates. The intent is to align funding with each community’s need for access to community colleges.

Based upon the enacted budget, the District anticipates over \$27 million in funding for 2014-15. The District's best case, or Z budget scenario, has been updated to reflect \$11 million of potential increases to funding from COLA and Access. The Z budget revenue level can be achieved if all districts restore access at a similar rate in 2014-15. The Y budget scenario has been revised to reflect the entitlement level of Access funding for the District. All three scenarios include a projected deficit for 2014-15. The system still has a structural deficit primarily attributable to stability restoration from prior years. All three scenarios are updated to reflect amounts recognized for the 2013-14 fiscal year. As it was in the tentative budget, the general fund budget is balanced without reliance on reserves from the Capital Projects fund. As usual, the District is operating at the X budget level.

RECOMMENDATION:

It is recommended that the Board of Trustees conduct a public hearing to receive comments on the proposed budgets and adopt the 2014-15 proposed budgets for the General Fund (Z budget), Instructionally-Related, Special Revenue, Capital Projects, Debt Service, Enterprise, Internal Service, Fiduciary, Trust and Auxiliary Funds of the District for filing with the appropriate County/State agencies.

LOS RIOS COMMUNITY COLLEGE DISTRICT
General Fund
2014-2015 Adopted Budget

Schedule I

	X MINIMUM FUNDING	Y MID-RANGE	Z BUDGET MAXIMUM OPTIMISTIC
BEGINNING FUND BALANCE, JULY 1:			
Uncommitted	\$ 10,249,904	\$ 10,249,904	\$ 10,249,904
Committed	17,296,722	17,296,722	17,296,722
Restricted	3,757,322	3,757,322	3,757,322
Total Beginning Fund Balance	31,303,948	31,303,948	31,303,948
REVENUES:			
Base Revenue	181,930,063	181,930,063	181,930,063
Cost of Living Adjustment (COLA)/Basic Allocation	3,271,225	3,271,225	3,271,225
State Apportionment - Growth		3,622,000	8,041,310
Enrollment Fees and Property Taxes	68,036,376	68,036,376	68,036,376
Total Base Allocation, COLA & Growth	253,237,664	256,859,664	261,278,974
Lottery	5,380,000	5,900,000	6,414,407
Other Revenue:			
Non-Resident/International Student Tuition	3,534,150	3,534,150	3,534,150
Other State	6,557,244	6,557,244	6,557,244
Community Services	1,108,141	1,108,141	1,108,141
Other Income	2,912,092	2,912,092	2,912,092
Interfund Transfers, Other	473,108	473,108	473,108
Total Other Revenue	14,584,735	14,584,735	14,584,735
Total General Purpose Revenue	273,202,399	277,344,399	282,278,116
Special Program Revenue	48,678,025	48,678,025	48,678,025
Total Revenue	321,880,424	326,022,424	330,956,141
Total Revenue & Beginning Fund Balance	\$ 353,184,372	\$ 357,326,372	\$ 362,260,089
APPROPRIATIONS:			
Current Operational Level	\$ 330,651,437	\$ 330,651,437	\$ 330,651,437
Program and Salary Improvement	7,363,254	11,505,254	16,438,971
Total Appropriations	338,014,691	342,156,691	347,090,408
ENDING FUND BALANCE, JUNE 30:			
Uncommitted	10,249,904	10,249,904	10,249,904
Committed	3,388,397	3,388,397	3,388,397
Restricted	1,531,380	1,531,380	1,531,380
Total Ending Fund Balance	15,169,681	15,169,681	15,169,681
Total Appropriations & Ending Fund Balance	\$ 353,184,372	\$ 357,326,372	\$ 362,260,089

LOS RIOS COMMUNITY COLLEGE DISTRICT **Schedule II**
Other Governmental Funds - General Fund Sub-Fund and Special Revenue
2014-2015 Adopted Budget

DESCRIPTION	INSTRUCTIONALLY RELATED ACTIVITIES FUND	CHILD DEVELOPMENT FUND
Beginning Fund Balance, July 1:		
Uncommitted	\$ 3,731,951	\$ 366,661
Total Beginning Fund Balance	3,731,951	366,661
Revenues:		
Federal	-	105,000
State	-	1,213,511
Local	1,279,468	69,500
Interfund Transfers In	670,000	550,452
Total Revenues	1,949,468	1,938,463
Total Revenues and Beginning Fund Balance	\$ 5,681,419	\$ 2,305,124
Appropriations:		
Academic Salaries	\$ 6,171	\$ -
Classified Salaries	144,758	1,146,895
Employee Benefits	9,741	633,358
Books, Supplies, and Food	2,188,055	138,074
Other Operating Expenses	1,728,308	18,136
Capital Outlay	57,012	12,000
Interfund Transfers Out	11,900	-
Payments to Students	6,200	-
Total Appropriations	4,152,145	1,948,463
Ending Fund Balance, June 30:		
Uncommitted	1,529,274	356,661
Total Ending Fund Balance	1,529,274	356,661
Total Appropriations and Ending Fund Balance	\$ 5,681,419	\$ 2,305,124

LOS RIOS COMMUNITY COLLEGE DISTRICT
Other Governmental Funds - Capital Projects Funds
2014-2015 Adopted Budget

Schedule III

DESCRIPTION	CAPITAL OUTLAY PROJECTS FUND	BOND PROJECTS FUNDS
Beginning Fund Balance, July 1:		
Uncommitted	\$ 3,216,581	\$ -
Board Designated - Budget Shortfall Reserve	10,033,946	-
Committed/Projects in Progress	65,910,268	65,643,165
Total Beginning Fund Balance	79,160,795	65,643,165
Revenues:		
Federal	-	-
State	7,203,190	-
Local, including Interest Income	12,142,693	100,000
Interfund Transfers In	8,436,386	-
Total Revenues	27,782,269	100,000
Total Revenues and Beginning Fund Balance	\$ 106,943,064	\$ 65,743,165
Appropriations:		
Capital Outlay	\$ 92,559,348	\$ 65,718,165
Interfund Transfers Out/Other	1,133,189	-
Bond Issuance and Service Costs	-	25,000
Total Appropriations	93,692,537	65,743,165
Ending Fund Balance, June 30:		
Uncommitted	3,216,581	-
Board Designated - Budget Shortfall Reserve	10,033,946	-
Total Ending Fund Balance	13,250,527	-
Total Appropriations and Ending Fund Balance	\$ 106,943,064	\$ 65,743,165

LOS RIOS COMMUNITY COLLEGE DISTRICT
Other Governmental Funds - Debt Service Funds
2014-2015 Adopted Budget

Schedule IV

DESCRIPTION	BOND INTEREST AND REDEMPTION FUND	OTHER DEBT SERVICE FUND
Beginning Fund Balance, July 1:		
Restricted	\$ 36,137,010	\$ -
Committed		4,298,008
Total Beginning Fund Balance	36,137,010	4,298,008
Revenues:		
Local		
Property Taxes/Bond Premiums	22,183,039	-
Interest Income	362,538	115,000
Interfund Transfers In	-	1,000,500
Total Revenues	22,545,577	1,115,500
Total Revenues and Beginning Fund Balance	\$ 58,682,587	\$ 5,413,508
Appropriations:		
Bond Principal/Interest Expense	\$ 26,321,538	\$ 479,189
Bond Issuance/Service Costs	4,000	1,250
Interfund Transfers Out/Other	-	75,000
Total Appropriations	26,325,538	555,439
Ending Fund Balance, June 30:		
Restricted	32,357,049	-
Committed	-	4,858,069
Total Ending Fund Balance	32,357,049	4,858,069
Total Appropriations and Ending Fund Balance	\$ 58,682,587	\$ 5,413,508

LOS RIOS COMMUNITY COLLEGE DISTRICT
Enterprise and Internal Service Funds
2014-2015 Adopted Budget

Schedule V

DESCRIPTION	BOOKSTORE FUND	REGIONAL PERFORMING ARTS CENTER FUND	SELF- INSURANCE FUND
Beginning Fund Balance:			
Uncommitted	\$ 895,325	\$ (409,701)	\$ -
Committed	9,897,661	295,538	-
Total Beginning Fund Balance	10,792,986	(114,163)	-
Revenues:			
Auxiliary Operations/Sales	14,500,000	3,800,000	-
Other Local, Interest & Transfers	150,000	1,075,000	6,704,525
Total Revenues	14,650,000	4,875,000	6,704,525
Total Revenues and Beginning Fund Balance	\$ 25,442,986	\$ 4,760,837	\$ 6,704,525
Appropriations:			
Cost of Sales	\$ 10,500,000	\$ -	\$ -
Classified Salaries	1,700,000	1,250,000	149,387
Employee Benefits	510,000	260,000	62,501
Depreciation	200,000	-	-
Other Operating Expenses	613,500	3,165,000	6,492,637
Interfund Transfers Out/Other	1,126,500	-	-
Total Appropriations	14,650,000	4,675,000	6,704,525
Ending Fund Balance:			
Uncommitted	895,325	(209,701)	-
Committed	9,897,661	295,538	-
Total Ending Fund Balance	10,792,986	85,837	-
Total Appropriations and Ending Fund Balance	\$ 25,442,986	\$ 4,760,837	\$ 6,704,525

The Bookstore Fund fiscal year is May 1st thru April 30th.

The Regional Performing Arts Center and Self Insurance Funds' fiscal year is July 1st thru June 30th.

LOS RIOS COMMUNITY COLLEGE DISTRICT
Fiduciary, Trust and Auxiliary Funds
2014-2015 Adopted Budget

Schedule VI

DESCRIPTION	STUDENT FINANCIAL AID	STUDENT ASSOCIATION	SCHOLARSHIP AND LOAN FUND	FOUNDATION
Beginning Fund Balance, July 1:				
Uncommitted	\$ -	\$ 393,311	\$ -	\$ 1,605,571
Committed	-	297,496	657,660	10,551,864
Total Beginning Fund Balance	-	690,807	657,660	12,157,435
Revenues:				
Federal	99,058,176	-	-	-
State	4,800,000	-	-	-
Local	-	162,001	2,000	1,515,000
Interfund Transfers In	2,002,902	-	5,200	-
Total Revenues	105,861,078	162,001	7,200	1,515,000
Total Revenues and Beginning Fund Balance	\$ 105,861,078	\$ 852,808	\$ 664,860	\$ 13,672,435
Appropriations:				
Classified Salaries	\$ -	\$ 198	\$ -	\$ -
Employee Benefits	-	2	-	-
Books, Supplies & Materials	-	518,816	-	-
Other Operating Expenses	113,198	237,728	-	-
Student Financial Aid	105,747,880	-	-	-
Scholarships/Awards	-	9,170	50,000	-
Capital Outlay	-	20,000	-	-
Transfers Out	-	1,700	-	-
Auxiliary Activities	-	-	-	1,415,000
In-Kind Contributions	-	-	-	100,000
Total Appropriations	105,861,078	787,614	50,000	1,515,000
Ending Fund Balance, June 30:				
Uncommitted	-	32,642	-	1,565,571
Committed	-	32,552	614,860	10,591,864
Total Ending Fund Balance	-	65,194	614,860	12,157,435
Total Appropriations and Ending Fund Balance	\$ 105,861,078	\$ 852,808	\$ 664,860	\$ 13,672,435

LOS RIOS COMMUNITY COLLEGE DISTRICT

PRESENTED TO BOARD OF TRUSTEES

DATE: September 10, 2014

SUBJECT:	Citizens' Bond Oversight Committee Annual Report 2013-14	ATTACHMENT: None	
		ENCLOSURE: Annual Report	
AGENDA ITEM:	Information Item A	TYPE OF BOARD CONSIDERATION:	
RECOMMENDED BY:	Theresa Matista <i>Theresa Matista</i>	CONSENT/ROUTINE	
		FIRST READING	
APPROVED FOR CONSIDERATION:	Brian King <i>Brian King</i>	ACTION	
		INFORMATION	X

BACKGROUND:

On March 5, 2002, the electorate of the Los Rios Community College District approved Measure A, the District's \$265 million general obligation bond program. In November 2008, the electorate also approved Measure M in the amount of \$475 million. Both elections were conducted under Proposition 39, which requires the establishment of a Citizens' Bond Oversight Committee. The Oversight Committee Bylaws also require that an annual written report be presented to the Board of Trustees in open session.

STATUS:

The District's Oversight Committee was created in spring 2002 and concluded its twelfth full year of operation on June 30, 2014. Consistent with the Oversight Committee Bylaws and state statutes, it is appropriate to present the Annual Report for the 2013-14 year. Staff will present the committee's annual report in fulfillment of the requirements of Article XIII A, Section 1(b)(3) of the California Constitution.



RECOMMENDATION:

It is recommended that the Board of Trustees receive the 2013-14 Annual Report from the Citizens' Bond Oversight Committee.

LOS RIOS COMMUNITY COLLEGE DISTRICT

PRESENTED TO BOARD OF TRUSTEES

DATE: September 10, 2014

SUBJECT:	American River College's Veterans Resource Center	ATTACHMENT: None	
		ENCLOSURE: None	
AGENDA ITEM:	Information Item B	TYPE OF BOARD CONSIDERATION:	
RECOMMENDED BY:	Thomas Greene 	CONSENT/ROUTINE	
		FIRST READING	
APPROVED FOR CONSIDERATION:	Brian King 	ACTION	
		INFORMATION	X

BACKGROUND:

As a consequence of the continued drawdown of US military forces in the Middle East, American River College (ARC) has experienced significant growth in the number of veteran students over the last few years. Currently, ***ARC serves the sixth largest veteran population in the state compared to all other colleges in the CCC, UC and CSU systems, including those located in direct geographic proximity to large military bases.*** Last spring, for example, 789 veterans were using their VA benefits at ARC, while an estimated 500 others were attending without such benefits.

To better serve the unique and comprehensive needs of this growing student population, the College decided to relocate and expand its Veterans Resource Center last spring. The design of the new Center reflects best-practice research on how to serve the unique needs of veterans, particularly those recently transitioning from active-duty. The Center, for example, is designed to provide wraparound support services, from assistance with applications and VA benefits, veteran-specific orientations, and advising to rehabilitation counseling and connections with other social services. More importantly, however, the Center relies on key partnerships and peer-based support—relationships that, in tandem with dedicated faculty and staff—have transformed the Center into something much more than a collection of services.

STATUS:

A presentation will be made to the Board of Trustees on American River College's Veterans Resource Center.

RECOMMENDATION:

This item is presented for the Board of Trustees' information and discussion.