

LOS RIOS COMMUNITY COLLEGE DISTRICT



BOARD MEETING AGENDA

Wednesday, January 10, 2018
5:30 pm

MEETING LOCATION:

Los Rios Community College District
Board Room
1919 Spanos Court
Sacramento, CA 95825

1. CALL TO ORDER

Board President

2. ORAL COMMUNICATIONS

The public may comment on any items within the Board's jurisdiction, even if the items are not on the agenda only during this portion of the meeting. However, the law prohibits action by the Board on non-agenda items. A yellow "Speaker's Card" must be submitted to the clerk of the board and comments are limited to three (3) minutes.

3. CONSENT CONSIDERATIONS

A member of the Board may request that an item be removed for further discussion and separate action.

| | |
|---|-----------------|
| A. Board Meeting Minutes: December 13, 2017 (page 3) | Brian King |
| B. Annual Statement of Legislative Principles (page 17) | JP Sherry |
| C. 2016-17 Annual Audit Report for the Los Rios Foundation (page 21) | Theresa Matista |
| D. Office of Emergency Services, Designation of Applicant's Agent (page 22) | Theresa Matista |
| E. Ratify: Affiliation and Other Agreements (page 24) | Theresa Matista |
| F. Ratify: Bid Transactions (page 26) | Theresa Matista |
| G. Disposition of Surplus Equipment (page 27) | Theresa Matista |
| H. Purchase Orders, Warrants, Checks and Electronic Transfers (page 28) | Theresa Matista |
| I. Regular Human Resources Transactions (page 30) | Brian King |

4. COLLECTIVE BARGAINING

| | |
|--|------------|
| A. Public Hearing: Collective Bargaining Proposals for LRSA and District (page 59) | Brian King |
|--|------------|

5. ACTION

| | |
|---|-----------------|
| A. Salary Schedule Modifications (page 63) | Theresa Matista |
| B. 2018-19 Non-Resident Tuition & Student Capital Outlay Fees (page 80) | Theresa Matista |

6. INFORMATION

| | |
|--|-----------------|
| A. 2017-18 Program Development Funds (page 86) | Theresa Matista |
| B. Student Data Exchange Project (page 96) | Jamey Nye |

7. BOARD MEMBER REPORTS

8. FUTURE AGENDA ITEMS

9. REPORTS and COMMENTS

- Student Association
- Classified Senate
- Academic Senate
- Other Recognized Constituencies
- Chancellor’s Report

10. ADJOURNMENT

| LOS RIOS BOARD OF TRUSTEES | | | |
|---|---|---|--|
| Pamela Haynes President ▪ Area 5 | John Knight Vice President ▪ Area 3 | Dustin Johnson ▪ Area 1 Robert Jones ▪ Area 2 Ruth Scribner ▪ Area 4 | Deborah Ortiz ▪ Area 6 Tami Nelson ▪ Area 7 Evan Nguyen ▪ Student Trustee |
| <p>Regular Board Meetings are generally held every second Wednesday of the month at 5:30 pm ▪ <i>Note:</i> Meeting times and locations are subject to change. For current information, call the District Office at (916) 568-3021.</p> <p style="text-align: center;">Next Meeting: February 7 ▪ Regular Board Meeting ▪ Location: District Office</p> | | | |
| <p>Public records provided to the Board for the items listed on the open session portion of this agenda are available at the District Office located at 1919 Spanos Court, Sacramento, CA, during normal business hours. The Board agenda is posted on the District’s website: www.losrios.edu</p> | | | |
| Help Us Help You | | | |
| <p>Los Rios Community College District strives to make reasonable accommodations in all of its programs, services and activities for all qualified individuals with disabilities. Notification (568-3021) 48 hours in advance will enable the District to make arrangements to ensure meeting accessibility. When you arrive, please contact a staff member if you need assistance (Pursuant to Govt Code § 54954.2).</p> | | | |

LOS RIOS COMMUNITY COLLEGE DISTRICT

PRESENTED TO BOARD OF TRUSTEES

DATE: January 10, 2018

| | | | |
|------------------------------------|--|------------------------------|---|
| SUBJECT: | Board Meeting Minutes: December 13, 2017 | ATTACHMENT: Yes | |
| | | ENCLOSURE: None | |
| AGENDA ITEM: | Consent Item A | TYPE OF BOARD CONSIDERATION: | |
| RECOMMENDED BY: | Brian King, Chancellor <i>Brian King</i> | CONSENT/ROUTINE | X |
| | | FIRST READING | |
| APPROVED FOR CONSIDERATION: | Brian King, Chancellor <i>Brian King</i> | ACTION | |
| | | INFORMATION | |

STATUS:

The minutes of the Board of Trustees meeting held on December 13, 2017 are attached for Board review and consideration.

RECOMMENDATION:

It is recommended that the Board of Trustees approve the minutes of the meeting held on December 13, 2017.



LOS RIOS COMMUNITY COLLEGE DISTRICT
Board Meeting Minutes
Wednesday, December 13, 2017

1. CALL TO ORDER

The board meeting was called to order by President Scribner at 5:30 p.m., in the Los Rios Community College District Board Room, 1919 Spanos Court, Sacramento, California.

Present:

Ms. Ruth Scribner, President
Ms. Pamela Haynes, Vice President
Mr. Dustin Johnson
Mr. Robert Jones
Mr. John Knight
Ms. Tami Nelson
Ms. Deborah Ortiz

Mr. Evan Nguyen, Student Trustee

Dr. Brian King, Chancellor

2. ORAL COMMUNICATIONS

There were no oral communications.

3. SPECIAL ORDER OF BUSINESS

A. Election of Officers

A motion was made by Mr. Knight, seconded by Ms. Nelson, that the Board of Trustees elect Pamela Haynes as Board President.

Roll Call Vote:

Aye: Haynes, Johnson, Jones, Knight, Nelson, Ortiz, Scribner

No: None

Motion carried; 7:0

Student Advisory Vote: Aye

A motion was made by Ms. Ortiz, seconded by Mr. Johnson, that the Board of Trustees elect John Knight as Board Vice President.

Roll Call Vote:

Aye: Haynes, Johnson, Jones, Knight, Nelson, Ortiz, Scribner

No: None

Motion carried; 7:0

Student Advisory Vote: Aye

A motion was made by Mr. Johnson, seconded by Ms. Ortiz, that the Board of Trustees elect the Chancellor as Board Secretary.

Roll Call Vote:

Aye: Haynes, Johnson, Jones, Knight, Nelson, Ortiz, Scribner

No: None

Motion carried; 7:0

Student Advisory Vote: Aye

B. 2018 Dates of Regular Board Meetings

A motion was made by Ms. Ortiz, seconded by Mr. Knight, that the Board of Trustees schedule the regular meetings for the second Wednesday of the month (unless otherwise noted) at 5:30 p.m., and the spring and fall retreats as noted, and approve the 2018 board meeting calendar.

Roll Call Vote:

Aye: Haynes, Johnson, Jones, Knight, Nelson, Ortiz, Scribner

No: None

Motion carried; 7:0

Student Advisory Vote: Aye

C. Authorization to Attend Meetings

A motion was made by Ms. Ortiz, seconded by Mr. Knight, that the Board of Trustees reaffirm Board Policy P-3211 authorizing board members to conduct District business and attend meetings and conferences as representatives of the District when performing services on behalf of the Board.

Roll Call Vote:

Aye: Haynes, Johnson, Jones, Knight, Nelson, Ortiz, Scribner

No: None

Motion carried; 7:0

Student Advisory Vote: Aye

D. Reaffirm District Policies

A motion was made by Ms. Scribner, seconded by Mr. Johnson, that the Board of Trustees reaffirm all current District policies (1000-9000) as adopted by the Board of Trustees.

Roll Call Vote:

Aye: Haynes, Johnson, Jones, Knight, Nelson, Ortiz, Scribner

No: None

Motion carried; 7:0

Student Advisory Vote: Aye

E. Representation to Education Associations

President Haynes made the following appointments:

| ACTIVITY/ASSOCIATION | REPRESENTATIVES |
|---|--|
| American Association of Community Colleges (AACC) | Dustin Johnson |
| Association of Community College Trustees (ACCT) | John Knight |
| Align Capital Region (ACR) | Deborah Ortiz |
| California Community College Trustees (CCCT) | Pamela Haynes |
| Los Rios Foundation | Pamela Haynes Robert Jones |
| Yolo County School Boards Association (YCSBA) | Ruth Scribner Alternate: Dustin Johnson |

A motion was made by Ortiz, seconded by Mr. Johnson, that the Board of Trustees approve the association and committee appointments as listed.

Roll Call Vote:

Aye: Haynes, Johnson, Jones, Knight, Nelson, Ortiz, Scribner

No: None

Motion carried; 7:0

Student Advisory Vote: Aye

4. CONSENT CONSIDERATIONS

A motion was made by Mr. Knight, seconded by Ms. Nelson, that the Board of Trustees approve Consent Consideration items A through L.

Roll Call Vote:

Aye: Haynes, Johnson, Jones, Knight, Nelson, Ortiz, Scribner

No: None

Motion carried; 7:0

Student Advisory Vote: Aye

A. Board Meeting Minutes: November 8, 2017

That the Board of Trustees approve the minutes of the meeting held on November 8, 2017.

B. 2019-20 Academic Calendar

That the Board of Trustees approve the Academic Calendar for 2019 – 2020 as proposed.

C. Curriculum Proposals: ARC/CRC/FLC/SCC

That the Board of Trustees approve the curriculum proposals for American River College, Cosumnes River College, Folsom Lake College and Sacramento City College.

D. Acceptance of Gifts: SCC Aeronautics Department

That the Board of Trustees accept the in-kind gifts to Sacramento City College identified in the December board agenda packet.

E. Disposition of Stale District Records

That the Board of Trustees approve the destruction of the documents identified in the December board agenda packet.

F. Special Event Authorization

That the Board of Trustees approve or ratify the applications identified in the December board agenda packet.

G. Ratify Grants and Contracts Awarded

That the Board of Trustees ratify and/or approve the grant and contract awards listed herein, pursuant to Board Policy 8315.

| Title, Description, Term, Project Administrator | College/ Unit | Amount | Source |
|---|------------------|----------|---|
| Mathematics Engineering Science Achievement (MESA) <ul style="list-style-type: none"> Renewal to support the MESA program. 8/21/2017 through 6/30/2018 Administrator: Daniel Styer, Dean Mathematics/Statistics | SCC | \$74,515 | California Community Colleges Chancellor's Office |
| Foster Youth Planning Grant <ul style="list-style-type: none"> Funding to create formal partnerships with community-based organizations and regional partners to provide foster youth with additional services based on promising and impactful practices to promote college and career success. Coordinate with educational and community-based organizations and regional partners through a newly formed advisory group to expand upon existing support services. 10/01/2017 through 3/31/2018 | DO | \$15,000 | Walter S. Johnson Foundation |

| | | | |
|--|------|-----------|---|
| <ul style="list-style-type: none"> Administrator: Kristin Emmett, Director of Institutional Advancement | | | |
| <p>CTE Data Unlocked</p> <ul style="list-style-type: none"> Funds to support coordination of and instruction in the Child Development Training Program 7/19/2016 through 10/31/2017 Administrator: Monica Pactol, VP of Instruction | FLC | \$50,000 | California Community Colleges Chancellor's Office |
| <p>Self Employment Pathways in the GIG Economy</p> <ul style="list-style-type: none"> Partnering with the Small Business Development Center to jointly implement a semester program of entrepreneurial career technical education for students. 7/01/2017 through 12/31/2018 Administrator: Torence Powell / Associate VP, Instruction and Student Learning | CRC | \$15,000 | Solano Community College District |
| <p>CTE Data Unlocked</p> <ul style="list-style-type: none"> Funds to support coordination of and instruction in the Child Development Training Program 8/01/2016 through 10/31/2017 Administrator: Gabriel Meehan / Associate VP, Economic and Workforce Development | SCC | \$50,000 | California Community Colleges Chancellor's Office |
| <p>CCC Maker Implementation</p> <ul style="list-style-type: none"> Provides funding to build college makerspaces that welcome non-traditional students, support faculty in embedding making into instruction and offering adaptive curriculum, and partner with businesses to produce innovation-ready graduates inspired to contribute to the creative economy. 7/18/2017 through 6/30/2018 Administrator: Trish Caldwell, Dean of Technical Education | ARC | \$100,000 | California Community Colleges Chancellor's Office |
| <p>Guardian Financial Success Learning Community</p> <ul style="list-style-type: none"> Funding for the development and planning of the Guardian Life Financial Success Project – Fall 2016; and the Money Management for Life Personal Financial Management Course – Fall 2016 and Spring 2017. 6/01/2016 through 5/31/2017 Administrator: Raquel Arata, Interim Dean, Career Education & Workforce Development | ARC | \$50,128 | Guardian Life Insurance Company |
| <p>Leadership Development Funding Award</p> <ul style="list-style-type: none"> Funding to provide training to better coordinate planning, implementation and outcomes of statewide initiatives. 11/01/2017 through 12/31/2017 Administrator: Kathleen Kirklin, VP of Administration | FLC | \$50,000 | California Community Colleges Chancellor's Office |
| <p>Zero-Textbook-Cost Degree Program</p> <ul style="list-style-type: none"> Funding to boost college access and completion by engaging faculty and others in the replacement of proprietary/commercial textbooks with open education resources materials. 1/01/2017 through 9/30/2017 Administrator: Tammy Montgomery, Associate VP of Instruction & Student Learning | ARC | \$35,000 | California Community Colleges Chancellor's Office |
| <p>North/Far North Regional Consortia</p> <ul style="list-style-type: none"> Funding to support chairing the North/Far North Regional Consortia. 07/01/2016 through 6/30/2017 Administrator: Jamey Nye, Vice Chancellor of Education & Technology | WEDC | \$46,868 | Butte-Glenn Community College District |

| | | | |
|--|-----|------------|---|
| West Sacramento Promise | SCC | \$400,000 | City of West Sacramento |
| <ul style="list-style-type: none"> Funding to provide a West Sacramento Promise program. 7/01/2017 through 6/30/2019 Administrator: Steven Boyd, VP, Instruction | | | |
| Get Focused Stay Focused Regional Training | ARC | \$25,000 | Butte-Glenn Community College District |
| <ul style="list-style-type: none"> Funding to provide a strong high school to college transition program geared to improve college preparation of high school students and to improve the success rates of incoming college students. 6/01/2017 through 6/30/2017 Administrator: Teri Munger, Instructor, Administration Services | | | |
| Center for International Trade Development | DO | \$200,000 | California Community Colleges Chancellor's Office |
| <ul style="list-style-type: none"> Funding to help bridge the gap between students and employers by creating pathways for students that will prepare them for the 21st century workforce with global skills. 7/01/2017 through 6/30/2018 Administrator: Jamey Nye, Vice Chancellor of Education & Technology | | | |
| Sacramento Shakespeare Festival | SCC | \$7,817.08 | Sacramento Metropolitan Arts Commission |
| <ul style="list-style-type: none"> Funding to provide support for the Sacramento Shakespeare Festival. 1/01/2017 through 12/31/2017 Administrator: Dan McCarty, Interim Director of College Advancement | | | |
| CTE Pathways | ARC | \$250,000 | California Community Colleges Chancellor's Office |
| <ul style="list-style-type: none"> Funds to broaden and enhance career exploration and planning, work-based learning opportunities and other supports for students K-10. 7/01/2017 through 6/30/2018 Administrator: Lisa Lawrenson, VP of Instruction | | | |
| Get Focused Stay Focused Curriculum | ARC | \$81,844 | Butte-Glenn Community College District |
| <ul style="list-style-type: none"> Funding to provide a strong high school to college transition program geared to improve college preparation of high school students and to improve the success rates of incoming college students. 4/15/2017 through 6/30/2017 Administrator: Teri Munger, Instructor, Administration Services | | | |
| College 2 Career | SCC | \$750,000 | Department of Rehabilitation |
| <ul style="list-style-type: none"> Funding to provide coordinated activities designed to produce tangible outcomes that promote movement from college to competitive integrated employment. 07/01/2017 through 6/30/2020 Administrator: Michael Poindexter, VP Student Services | | | |
| Fresh Success | CRC | \$400,000 | Foundation for CA Community Colleges |
| <ul style="list-style-type: none"> To provide Community College CalFresh Employment and Training activities for the CalFresh program in accordance with the State Supplemental Nutrition Assistance Program. 10/01/2017 through 9/30/2019 Administrator: Kimberly McDaniel, VP Student Services | | | |
| UC Davis Avenue E Program | SCC | \$30,000 | Regents of the University of |
| <ul style="list-style-type: none"> Partnership to identify and support Under-Represented and | | | |

| | | | |
|---|-----|-----------|---|
| <p>Minority Engineering students at LRCCD and UCD.</p> <ul style="list-style-type: none"> • 7/01/2017 through 6/30/2020 • Administrator: Don Palm, Dean, Davis Center | | | California |
| <p>Child Development Training Consortium Instructional & Coordination Agreement</p> <ul style="list-style-type: none"> • Funds to support coordination of and instruction in the Child Development Training Program. • 9/01/2017 through 6/30/2018 • Administrator: John Alexander, Dean, El Dorado Center | FLC | \$9,520 | State of CA – Yosemite Community College District |
| <p>California Early Childhood Mentor Program (Renewal)</p> <ul style="list-style-type: none"> • Funds to support the Mentor program. • 8/01/2017 through 7/31/2018 • Administrator: Diana Hicks, English Faculty | ARC | \$650 | Chabot-Las Positas Community College District |
| <p>California Early Childhood Mentor Program (Renewal)</p> <ul style="list-style-type: none"> • Funds to support the Mentor program. • 8/01/2017 through 7/31/2018 • Administrator: John Alexander, Dean El Dorado Center | FLC | \$650 | Chabot-Las Positas Community College District |
| <p>California Early Childhood Mentor Program (Renewal)</p> <ul style="list-style-type: none"> • Funds to support the Mentor program. • 8/01/2017 through 7/31/2018 • Administrator: Carl Sjovold, Interim Dean, History | SCC | \$650 | Chabot-Las Positas Community College District |
| <p>California Early Childhood Mentor Program</p> <ul style="list-style-type: none"> • Funds to support the Mentor program. • 8/01/2017 through 7/31/2018 • Administrator: Bob Johnson, Interim Dean, Business and Family Science | CRC | \$34,269 | Chabot-Las Positas Community College District |
| <p>Pathways to Paychecks</p> <ul style="list-style-type: none"> • Provides funding to strengthen existing CTE pathways from high school to post-secondary education. • 10/15/2017 through 5/31/2018 • Administrator: Frank Kobayashi, Dean, Natomas Center | ARC | \$50,000 | Sacramento County Office of Education |
| <p>TRIO Talent Search Program – Twin Rivers</p> <ul style="list-style-type: none"> • Funds to support and maintain a commitment to eligible high school students from disadvantaged backgrounds. • 9/01/2017 through 8/31/2018 • Administrator: Tadael Emiru, Dean, Equity Programs and Pathways | ARC | \$246,000 | US Department of Education |
| <p>TRIO Talent Search Program – San Juan</p> <ul style="list-style-type: none"> • Funds to support and maintain a commitment to eligible high school students from disadvantaged backgrounds. • 9/01/2017 through 8/31/18 • Administrator: Tadael Emiru, Dean, Equity Programs and Pathways | ARC | \$246,000 | US Department of Education |
| <p>TRIO Talent Search Program – Natomas</p> <ul style="list-style-type: none"> • Funds to support and maintain a commitment to eligible high school students from disadvantaged backgrounds. • 9/01/2017 through 8/31/2018 • Administrator: Tadael Emiru, Dean, Equity Programs and Pathways | ARC | \$246,000 | US Department of Education |

H. Ratify: Affiliation and Other Agreements

That the Board of Trustees ratify and/or approve the agreements identified in the December board agenda packet pursuant to Board Policy 8315.

I. Disposition of Surplus Equipment

That the Board of Trustees approve the disposal of items as listed in the December board agenda packet, which are valued at \$5,000 or less, per Education Code section 81452.

J. Purchase Orders, Warrants, Checks and Electronic Transfers

That the Board of Trustees approve the numbered purchase orders, warrants, checks, and electronic transfers issued during the period of October 16, 2017 through November 15, 2017.

| PURCHASE ORDERS | | | |
|--|--|------------------|-----------------|
| General Fund | 0001095248-0001095854 B118731-B118766 | \$ 3,524,753.63 | |
| Capital Outlay Fund | 0003017453-0003017496 | | |
| Child Development Fund | 0006000812-0006000813 | | |
| Self-Insurance Fund | 0009000393-0009000393 | | |
| WARRANTS | | | |
| General Fund | 754256-755612 | \$ 11,314,220.48 | |
| General Fund-ARC Instructional Related | 007960-008058 | | |
| General Fund-CRC Instructional Related | 022814-022852 | | |
| General Fund-FLC Instructional Related | 031149-031172 | | |
| General Fund-SCC Instructional Related | 046462-046551 | | |
| Capital Outlay Fund | 832288-832368 | | |
| Student Financial Aid Fund | 900105-900124 | | |
| Child Development Fund | 954440-954453 | | |
| Self-Insurance Fund | 976401-976405 | | |
| Payroll Warrants | 369365-371212 | | \$ 9,073,686.69 |
| Payroll Vendor Warrants | 62909-62989 | | |
| November Leave Process | 371213-372938 | | |
| CHECKS | | | |
| Financial Aid Disbursements (E-trans) | - | \$ 19,863,491.43 | |
| Clearing Checks | 2764-2765 | \$ 10,708.00 | |
| Parking Checks | 3068-3071 | \$ 214.00 | |
| Bookstore Fund – ARC | 32356-32435 | \$ 825,225.06 | |
| Bookstore Fund – CRC | 27728-27795 | | |
| Bookstore Fund – FLC | 10104-10164 | | |
| Bookstore Fund – SCC | 049845-049929 | | |
| Student Clubs Agency Fund – ARC | 5392-5419 | \$ 123,743.50 | |
| Student Clubs Agency Fund – CRC | 4538-4570 | | |
| Student Clubs Agency Fund – FLC | 2371-2396 | | |
| Student Clubs Agency Fund – SCC | 3796-3835 | | |
| Foundation – ARC | 5640-5673 | \$ 73,655.16 | |
| Foundation – CRC | 2409-2421 | | |
| Foundation – FLC | 1463-1479 | | |
| Foundation – SCC | 4354-4371 | | |

| | | |
|--------------------------------------|----------------------------|------------------|
| Foundation – DO | 0921-0928 | |
| Associated Students Trust Fund – ARC | 0910-0921 | \$ 4,140.27 |
| Associated Students Trust Fund – CRC | 0807-0813 | |
| Associated Students Trust Fund – FLC | 0708-0708 | |
| Associated Students Trust Fund – SCC | - | |
| Regional Performing Arts Center Fund | USI Check System 5204-5302 | \$ 631,839.99 |
| ELECTRONIC TRANSFERS | | |
| Board of Equalization | - | \$ 10,969.00 |
| PARS | - | \$ 23,695.08 |
| Vendors | - | \$ 15,294.00 |
| Backup Withholding | - | \$ - |
| Retiree Health Trust | - | \$ - |
| Self-Insurance | - | \$ 43,445.88 |
| Bookstore | - | \$ 34,562.62 |
| Payroll Direct Deposit Advices | 877818-882771 | \$ 13,091,454.55 |
| Other Payroll Transactions | - | \$ 7,799.00 |

K. Short term Temporary Employee Projections

That the Board of Trustees approve the district-wide anticipated short-term temporary employee classifications as listed in the December board agenda packet, authorizing employment of short-term employees for the period January 1, 2018 through June 30, 2018. The Human Resources Department will place the names of the short-term temporary employee hires on the subsequent board agendas.

L. Regular Human Resources Transactions

That the Board of Trustees approve the human resources transactions listed in the December board agenda packet.

5. FIRST READING

A. Statement of Legislative Principals

A draft Statement of Legislative Principles was submitted for the Board of Trustees’ review and discussion. It was recommended that the Board of Trustees discuss the proposed draft and provide further direction for the approval of the final document at its next regular board meeting.

6. COLLECTIVE BARGAINING

A. Initial Collective Bargaining Proposal – LRSA 2018-21

A motion was made by Ms. Scribner, seconded by Mr. Johnson, that the Board of Trustees schedule a public hearing on January 10, 2018 to allow public input regarding the initial collective bargaining proposals submitted by the District and the Los Rios Supervisor’s Association.

7. ACTION

A. 2017-19 Integrated Planning

A motion was made by Mr. Jones, seconded by Mr. Johnson, that the Board of Trustees approve the Integrated Plans. Approval certifies the review and approval of the 2017-19 Integrated Plans and certifies that the goals, strategies and activities represented in this plan meet the legislative and regulatory intent of the Student Success and Support (credit and noncredit), Student Equity, and Basic Skills programs and that funds allocated will be spent according to law, regulation and expenditure guidelines published by the California Community College Chancellor's Office.

Roll Call Vote:

Aye: Haynes, Johnson, Jones, Knight, Nelson, Ortiz, Scribner

No: None

Motion carried; 7:0

Student Advisory Vote: Aye

B. 2016-17 District Audit Report

A motion was made by Ms. Ortiz, seconded by Mr. Knight, that the Board of Trustees receive the audited financial statements for the 2016-17 fiscal year.

Roll Call Vote:

Aye: Haynes, Johnson, Jones, Knight, Nelson, Ortiz, Scribner

No: None

Motion carried; 7:0

Student Advisory Vote: Aye

C. Temporary Salary Schedules

A motion was made by Mr. Johnson, seconded by Ms. Scribner, that the Board of Trustees approve the salary schedules for student help/college work study employees, temporary classified employees maintenance services, temporary classified employees, clerical/secretarial/paraprofessional, special rate temporary classified employees, temporary interpreter salary schedules effective January 1, 2018.

Roll Call Vote:

Aye: Haynes, Johnson, Jones, Knight, Nelson, Ortiz, Scribner

No: None

Motion carried; 7:0

Student Advisory Vote: Aye

D. Contract Award: SMUD SolarShares

A motion was made by Mr. Knight, seconded by Ms. Nelson, that the Board of Trustees approve the SMUD SolarShares Agreement for a twenty-year term at a set electricity rate of \$0.095/kWH.

Roll Call Vote:

Aye: Haynes, Johnson, Jones, Knight, Nelson, Ortiz, Scribner

No: None

Motion carried; 7:0

Student Advisory Vote: Aye

E. Contract Award: Districtwide Variable Frequency Drive Replacement

A motion was made by Ms. Scribner, seconded by Mr. Knight, that the Board of Trustees award the contract for Bid #17017R to ACCO Engineered Systems for the total contract amount of \$573,880.

Roll Call Vote:

Aye: Haynes, Johnson, Jones, Knight, Nelson, Ortiz, Scribner

No: None

Motion carried; 7:0

Student Advisory Vote: Aye

8. BOARD MEMBER REPORTS

Trustee Nelson attended the CCLC Trustee Conference.

Trustee Scribner thanked District faculty and staff for all the extra work and effort this semester, and wished everyone a restful holiday break.

Trustee Knight thanked his colleagues for their support as Board Vice President, and said he's looking forward to working with President Haynes.

Trustee Haynes shared some information from a couple of panels she served on at the CCLC Conference. She also shared that she was invited to serve on the AB 705 implementation team for the Board of Governors.

9. FUTURE AGENDA ITEMS

Trustee Ortiz requested the following updates through agenda items or reports:

- An annual report on the District's sustainability efforts.
- The expanding refugee population in Sacramento and how the colleges responding to this unique group of students.
- Continued periodic updates on DACA.

10. REPORTS AND COMMENTS

The following constituency representatives presented reports to the Board of Trustees:

Zainub Tayeb, President, Folsom Lake College Associated Student Body

Jennifer Patrick, President, Cosumnes River College Classified Senate

Carlos Lopez, President, Districtwide Academic Senate

Dean Murakami, President, LRCFT

Chancellor's Report:

ARC: ARC student athlete Cody Duong was chosen by coaches around the nation as the recipient of the prestigious 2017 Arthur Ashe Award in collegiate tennis. The Arthur Ashe Leadership and Sportsmanship Award is given to students who have proven themselves to be outstanding, committed, and hardworking members of their team and outside communities. The award is given in association with the Intercollegiate Tennis Association (ITA) and is targeted towards college-level tennis players across the nation. Cody is also a three time All-American winner, making him ARC's first student to receive these awards. Cody also won several ITA preseason tournaments in both the singles and doubles division during his time at ARC.

CRC: This year's CRC-CPPE Ethics Symposium, The Ethics of Saying Things: Free Speech on American College Campuses was another great success. More than 600 people attended. The symposium's presenters were highly complementary regarding the quality of CRC's students' questions, the depth and civility of our students' engagement, and our students' openness to new ideas. Student feedback regarding the event has been overwhelmingly positive as well. Portions of the event will be broadcast by the Sacramento Educational Cable Consortium and video of the entire event will become available via the CPPE's video archive. The CRC-CPPE Fall Ethics Symposium Series, now in its 12th year, is supported by a partnership between CRC and the Sacramento State University Center for Practical and Professional Ethics (CPPE).

FLC: Folsom Lake College students Nathaniel Adams and Rebekah Keely have been selected for the prestigious University Innovation Fellows program run by Stanford University's Hasso Plattner Institute of Design. They now join the cohort of 229 students representing 62 higher education institutions from ten countries. University Innovation Fellows work at their home campuses to ensure that their peers gain the knowledge, skills, and attitudes required to compete in the economy of the future and make a positive impact on the world. To accomplish this, Fellows advocate for lasting institutional change and create opportunities for students to engage with innovation, entrepreneurship, design thinking, and creativity at their schools.

SCC: Sacramento City College's Chicano and Latino Male Scholars Dinner on Friday, Dec. 8, was a hit! About 150 Chicano and Latino male students and community leaders attended the dinner, which aimed to connect mentors with students who have shown potential for success. The dinner provided a unique networking opportunity for students who would greatly benefit from increased engagement with local leaders and industry partners that have shared similar

experiences and overcome challenges to achieve their goals. This supports and motivates these students to succeed in their classes and consider transferring to four-year universities.

Chancellor King announced the following retirements:

| Retirement | | | Years of Service |
|--------------------------|--|-----|------------------|
| Scott Battles | Facilities Planning and Engineering Specialist | FM | 2 |
| Solange D’Esterel | Financial Aid Clerk II | ARC | 12 |
| Christina Dewitt | Administrative Assistant I | ARC | 12 |
| Mary Wolf | Career Technical Education (CTE) Coordinator | ARC | 14+ |
| Ly Pham | Maintenance Technician II | SCC | 15 |
| Kim Codella | Humanities Professor | CRC | 15 |
| Mark Webster | Mathematics Professor | SCC | 15+ |
| My Nguyen | Child Development Center Associate Teacher | SCC | 17 |
| Ngoc Nguyen | Child Development Center Teacher | CRC | 17 |
| Kathleen Church | College Safety Officer | DO | 23 |
| Marianne Kirkpatrick | Admissions/Records Evaluator/Degree Auditor | ARC | 27 |
| Harold Olts | Anthropology Professor | FLC | 28 |
| Julie Hawthorne | Communication Professor | SCC | 28+ |
| Catherine Chenu-Campbell | Librarian | SCC | 31+ |
| Eileen McCaffrey | Sign Language Professor / Coordinator | ARC | 40 |
| Everett Hannan | Psychology Professor | CRC | 47 |

11. ADJOURNMENT

A motion was made by Mr. Johnson, seconded by Mr. Knight, that the meeting be adjourned.

Motion carried; 7:0

President Haynes adjourned the meeting at 6:57 p.m.

BRIAN KING



Chancellor and Secretary to the Board of Trustees

Draft minutes presented to the Board of Trustees: January 10, 2018
jd

LOS RIOS COMMUNITY COLLEGE DISTRICT

PRESENTED TO BOARD OF TRUSTEES

DATE: January 10, 2018

| | | | |
|------------------------------------|---|------------------------------|---|
| SUBJECT: | Annual Statement of Legislative Principles | ATTACHMENT: Yes | |
| | | ENCLOSURE: None | |
| AGENDA ITEM: | Consent Item B | TYPE OF BOARD CONSIDERATION: | |
| RECOMMENDED BY: | JP Sherry, General Counsel  | CONSENT/ROUTINE | X |
| | | FIRST READING | |
| APPROVED FOR CONSIDERATION: | Brian King, Chancellor  | ACTION | |
| | | INFORMATION | |

BACKGROUND:

The Board of Trustees' Policy P-3115, Legislative Matters, requires the Board to annually adopt a Statement of Legislative Principles.

STATUS:

The Statement of Legislative Principles remains consistent with the District's Strategic plan. It was presented to the Trustees for first reading at the December meeting. The Board of Trustees had no proposed edits to the Statement.

RECOMMENDATION:

It is recommended that the Board of Trustees approve the proposed Statement of Legislative Principles

LOS RIOS COMMUNITY COLLEGE DISTRICT BOARD OF TRUSTEES

Annual Statement of Legislative Principles

This Statement of Legislative Principles is adopted by the Board of Trustees for the Los Rios Community College District on behalf of itself and its four separately accredited Colleges (American River College, Cosumnes River College, Folsom Lake College and Sacramento City College) under Board Policy P-3115. This Statement is intended to support the District's Strategic Goals: to establish effective pathways that optimize student access and success; to ensure equitable academic achievement across all racial, ethnic, socioeconomic and gender groups; to provide exemplary teaching and learning opportunities; to lead the region in workforce development; and to foster an outstanding working and learning environment.

This Statement of Legislative Principles provides guidelines for the Chancellor when addressing matters before the California Legislature and Congress, and constitutes the core principles guiding the development of the District's position on legislation.

The District shall not support or oppose legislation unless the outcome will have a significant effect on the District, its students or its employees. The District will remain neutral on most matters affecting local collective bargaining. However, the District will take appropriate positions where that legislation will have a material impact on the District. The District will remain neutral on matters affecting only another single district or small group of district(s), except where policy precedents, or resource allocations, have the significant potential of affecting the Los Rios Community College District or the California Community College System generally. Where issues are raised in the budget process, the District shall seek legislative support or opposition in accordance with the principles established in this document. Where legislation is likely to impede the policy principles set forth, the District is likely to oppose that legislation unless there are significant countervailing reasons.

The Board of Trustees' Legislative Principles align with the District's Vision, Mission, Values, Goals and Strategies, as enumerated in the District's Strategic Plan, as follows, but do not reflect every strategy under each goal area. The District will support those legislative efforts enumerated under each Goal.

1. ESTABLISH EFFECTIVE PATHWAYS THAT OPTIMIZE STUDENT ACCESS AND SUCCESS.

- Obtain resources to support pathway programs.
- Implement appropriate measures to improve student success.
- Support the provision of comprehensive student support services.
- Strengthen the academic preparation of K-12 students to support success at a community college.
- Support collaborative efforts with four-year institutions designed to provide additional transfers for our students and legislation that promotes transfers.

- Support flexibility for dual enrollment and remove barriers as appropriate.
 - Enhance student financial aid opportunities (including, but not limited to, Cal Grant Funding and Promise Programs) and reduce the overall cost of attending college for students.
 - Assist students with the application process for attending a community college.
 - Support the enhancement of existing educational programs and the development of needed new programs.
 - Support high quality distance education while minimizing regulatory barriers and additional reporting requirements.
2. ENSURE EQUITABLE ACADEMIC ACHIEVEMENT ACROSS ALL RACIAL, ETHNIC, SOCIOECONOMIC AND GENDER GROUPS.
- Close the achievement gap.
 - Support the Dream Act and efforts to expand the institutional capacity for diversity.
 - Increase effective delivery of English, ESL and mathematics basic skills education.
 - Enhance opportunities for underserved constituencies.
3. PROVIDE EXEMPLARY TEACHING AND LEARNING OPPORTUNITIES.
- Support professional development for faculty, staff and administrators that is designed to support student success inside and outside of the classroom.
4. LEAD THE REGION IN WORKFORCE DEVELOPMENT.
- Develop effective and relevant career and technical programs in collaboration with external partners.
 - Increase efforts that align career technical education curriculum and program development among community colleges, K-12 and industry.
 - Integrate community colleges in the Workforce Investment Board and provide for community college courses to qualify for state and federal funding of workforce development activities.
 - Support the efforts of the Los Rios Foundation in its efforts to develop additional funding resources for the District, Colleges, faculty, staff and students.
5. FOSTER AN OUTSTANDING WORKING AND LEARNING ENVIRONMENT.
- Maintain local authority and control in the administration of the District and its Colleges.
 - Maintain locally elected Board of Trustee governance in the administration of the District and its Colleges.

- Promote the health, safety and welfare of students, faculty, staff and administrators, including mental health.
- Support the District's and its Colleges' efforts to attract, recruit and retain the most qualified employees, and assure appropriate staffing levels.
- Support participatory decision making.
- Increase the District's efforts in sustainable practices, including energy and resource conservation, while retaining appropriate flexibility.
- Strengthen the District's ability to use its capital outlay, infrastructure bonds and property management funds efficiently.
- Support the elimination of duplicative and/or needless regulatory oversight and reporting obligations, and provide adequate funding for the oversight and reporting requirements that are necessary.
- Protect the fiscal integrity of the system.
- Support funding sustainable mechanisms for CalSTRS and CalPERS liabilities.
- Support backfill of property tax shortfalls.
- Provide information and support for students, faculty, staff and administrators in the DACA programs to support inclusivity and ensure that the District and its Colleges remain a place where all students are provided with an opportunity to fulfill their educational goals and dreams.
- Support a model for alignment of accreditation that improves outcomes for our students.

LOS RIOS COMMUNITY COLLEGE DISTRICT

PRESENTED TO BOARD OF TRUSTEES

DATE: January 10, 2018

| | | | |
|------------------------------------|---|------------------------------|---|
| SUBJECT: | 2016-17 Annual Audit Report for the Los Rios Foundation | ATTACHMENT: None | |
| | | ENCLOSURE: Yes | |
| AGENDA ITEM: | Consent Item C | TYPE OF BOARD CONSIDERATION: | |
| RECOMMENDED BY: | Theresa Matista, Vice Chancellor Finance & Administration <i>Theresa Matista</i> | CONSENT/ROUTINE | X |
| | | FIRST READING | |
| APPROVED FOR CONSIDERATION: | Brian King, Chancellor <i>Brian King</i> | ACTION | |
| | | INFORMATION | |

BACKGROUND:

At the December 13, 2017 board meeting, a representative from the audit firm Vavrinek, Trine, Day & Co., LLP (VTD) provided an overview of the District’s annual financial audit, which included a review of the financial information and position for the Los Rios Foundation (Foundation). Traditionally, the Board receives a separate audit report specific to the Foundation at the same meeting; however, due to timing issues associated with the transition to a new audit firm, the report was not available in time for the December board meeting. Enclosed with this item are the audited financial statements for the Foundation.

RECOMMENDATION:

It is recommended that the Board of Trustees receive the audited financial statements for the Foundation for the 2016-17 fiscal year.

LOS RIOS COMMUNITY COLLEGE DISTRICT

PRESENTED TO BOARD OF TRUSTEES

DATE: January 10, 2018

| | | | |
|------------------------------------|---|------------------------------|---|
| SUBJECT: | Office of Emergency Services, Designation of Applicant's Agent | ATTACHMENT: Yes | |
| | | ENCLOSURE: None | |
| AGENDA ITEM: | Consent Item D | TYPE OF BOARD CONSIDERATION: | |
| RECOMMENDED BY: | <div style="text-align: right;"><i>Theresa Matista</i></div> Theresa Matista, Vice Chancellor Finance & Administration | CONSENT/ROUTINE | X |
| | | FIRST READING | |
| APPROVED FOR CONSIDERATION: | <div style="text-align: right;"><i>Brian King</i></div> Brian King, Chancellor | ACTION | |
| | | INFORMATION | |

BACKGROUND:

The President of the United States declared a major disaster making federal disaster aid available to 34 counties in California for the January 2017 winter storms. The Federal Emergency Management Agency (FEMA) authorizes the California Governor's Office of Emergency Services (CalOES) to administer a disaster relief program that provides financial assistance from the state for costs incurred by local agencies as a result of the disaster event. The state Public Assistance Program provides funding to cities, counties, special districts, school districts, and community colleges. For a public entity to receive funding from the state, the entity must file OES Form 130 (Designation of Applicant's Agent Resolution) with CalOES. The form is used to file a resolution designating an applicant's authorized representative to whom all official correspondence and funding from the state will be directed.

STATUS:

The Designation of Applicant's Agent Resolution, Form 130, on file with the state is not current and needs to be updated. The current resolution form is attached.

RECOMMENDATION:

It is recommended that the Board of Trustees adopt the attached Office of Emergency Services resolution that will designate the District's authorized representatives to receive official correspondence and funding from the state as the result of a disaster event where the District may be eligible for state financial assistance.

**DESIGNATION OF APPLICANT'S AGENT RESOLUTION
FOR NON-STATE AGENCIES**

BE IT RESOLVED BY THE Board of Trustees OF THE Los Rios Community College District
(Governing Body) (Name of Applicant)

THAT Vice Chancellor, Finance & Administration, OR
(Title of Authorized Agent)

Associate Vice Chancellor, Finance, OR
(Title of Authorized Agent)

Director of General Services
(Title of Authorized Agent)

is hereby authorized to execute for and on behalf of the Los Rios Community College District, a public entity
(Name of Applicant)
established under the laws of the State of California, this application and to file it with the California Governor's Office of Emergency Services for the purpose of obtaining certain federal financial assistance under Public Law 93-288 as amended by the Robert T. Stafford Disaster Relief and Emergency Assistance Act of 1988, and/or state financial assistance under the California Disaster Assistance Act.

THAT the Los Rios Community College District, a public entity established under the laws of the State of California,
(Name of Applicant)
hereby authorizes its agent(s) to provide to the Governor's Office of Emergency Services for all matters pertaining to such state disaster assistance the assurances and agreements required.

Please check the appropriate box below:

- This is a universal resolution and is effective for all open and future disasters up to three (3) years following the date of approval below.
- This is a disaster specific resolution and is effective for only disaster number(s) _____

Passed and approved this 10 day of January, 2018

Pamela Haynes, President
(Name and Title of Governing Body Representative)

John Knight, Vice President
(Name and Title of Governing Body Representative)

(Name and Title of Governing Body Representative)

CERTIFICATION

I, Brian King, duly appointed and Chancellor and Secretary of
(Name) (Title)

Los Rios Community College District, do hereby certify that the above is a true and correct copy of a
(Name of Applicant)

Resolution passed and approved by the Board of Trustees of the Los Rios Community College District
(Governing Body) (Name of Applicant)

on the 10 day of January, 2018.

(Signature)

(Title)

LOS RIOS COMMUNITY COLLEGE DISTRICT

PRESENTED TO BOARD OF TRUSTEES

DATE: January 10, 2018

| | | | |
|------------------------------------|---|------------------------------|---|
| SUBJECT: | Ratify: Affiliation and Other Agreements | ATTACHMENT: Yes | |
| | | ENCLOSURE: None | |
| AGENDA ITEM: | Consent Item E | TYPE OF BOARD CONSIDERATION: | |
| RECOMMENDED BY: | <div style="text-align: right;"><i>Theresa Matista</i></div> Theresa Matista, Vice Chancellor Finance & Administration | CONSENT/ROUTINE | X |
| | | FIRST READING | |
| APPROVED FOR CONSIDERATION: | <div style="text-align: right;"><i>Brian King</i></div> Brian King, Chancellor | ACTION | |
| | | INFORMATION | |

BACKGROUND:

Pursuant to Education Code section 81655, and Board Policy 8315, all agreements to which the District is party must be approved by or ratified by the Board of Trustees. Where agreements are not authorized or ratified by other means, this Board item is used to ensure compliance with this obligation.

STATUS:

Pursuant to Board Policy 8315, the following agreements and/or extensions for the following contracts are hereby presented for approval/ratification:

1. Classroom License Agreement between University of Phoenix, Inc. and Los Rios Community College District - Sacramento City College, Health Workforce for the use of two classrooms at no charge for a Regional HWI Conference for Nursing Faculty on February 5, 2018.
2. Attached is a list of Allied Health Agreements for clinical placements and Internships for Los Rios students. While the District is obligated under these agreements to cooperate and provide educational services pursuant to these agreements, none of them require payment or receipt of funds.

ALLIED HEALTH AGREEMENTS FOR CLINICAL PLACEMENTS

| Agency | Clinical Program | Campus | Contract Date | Term |
|---|-------------------------|---------------|----------------------|-----------------|
| Shingle Springs Health and Wellness Center | HIT | CRC | 12/04/2017 | Evergreen |
| Jefferson Pharmacy | Pharm Tech | CRC | 12/05/2017 | Evergreen |
| Walgreens | Pharm Tech | CRC | 11/30/2017 | EXP: 11/30/2020 |
| Doctors Medical Center of Modesto, Inc. | MLT | FLC | 11/08/2017 | EXP: 11/08/2019 |
| Mendocino Coast District Hospital | MLT | FLC | 12/11/2017 | Evergreen |
| iTherapy, LLC | SLPA | ARC | 12/12/2017 | Evergreen |
| Pine Street Physical and Occupational Therapy | PTA/OTA | SCC | 12/20/2017 | Evergreen |

- * PTA/OTA – Physical Therapy Assistant/Occupational Therapy Assistant
- * SLPA – Speech Language Pathology Assistant
- * MLT – Medical Lab Technician
- * HIT – Health Information Technology

3. Below is a list of Facility Use Agreements for events where the facilities are provided free of charge or events where the District has or will receive payment from the user.

FACILITY USE AGREEMENTS FOR ON-CAMPUS

| Campus | Type of Agreement | Permit Number |
|---------------|--------------------------|----------------------|
| CRC | Facility Use | C18-0059-C18-0064 |

RECOMMENDATION:

It is recommended that the Board of Trustees ratify and/or approve the agreements as listed.

LOS RIOS COMMUNITY COLLEGE DISTRICT

PRESENTED TO BOARD OF TRUSTEES

DATE: January 10, 2018

| | | | |
|------------------------------------|--|------------------------------|---|
| SUBJECT: | Ratify: Bid Transactions | ATTACHMENT: None | |
| | | ENCLOSURE: None | |
| AGENDA ITEM: | Consent Item F | TYPE OF BOARD CONSIDERATION: | |
| RECOMMENDED BY: | <i>Theresa Matista</i> Theresa Matista, Vice Chancellor Finance & Administration | CONSENT/ROUTINE | X |
| | | FIRST READING | |
| APPROVED FOR CONSIDERATION: | <i>Brian King</i> Brian King, Chancellor | ACTION | |
| | | INFORMATION | |

BACKGROUND:

Pursuant to Board Policy 8315 the bid transactions herein listed are presented for approval and/or ratification.

| CHANGE ORDERS | | | | | |
|---------------|---|---------------|---------------|----------------------|--------------------|
| Bid No | Description | Change Amount | Change Number | Vendor | New Contract Total |
| 15024 | Installation of panic hardware with alarm at ARC locker rooms | \$8,406.31 | 1 | Opening Technologies | \$46,306.31 |

| BID AWARDS | | | | | |
|------------|---|-----------------|------------|-------------------------------|-----------------|
| Bid No | Description | No of Responses | Award Date | Successful Vendor | Contract Amount |
| 18009 | District Wide ancillary cooling; installation of HVAC systems, including electrical provisions and controls | 2 | 12/15/17 | ACCO Engineering Systems Inc. | \$420,000.00 |

Bidders for 18009: District Wide Ancillary Cooling Design

| Contractor Name | Total Bid |
|------------------------------|--------------|
| ACCO Engineered Systems Inc. | \$420,000.00 |
| Division 5-15 | \$447,515.00 |

RECOMMENDATION:

It is recommended that the Board of Trustees ratify and/or approve the bid transactions herein listed.

LOS RIOS COMMUNITY COLLEGE DISTRICT

PRESENTED TO BOARD OF TRUSTEES

DATE: January 10, 2018

| | | | |
|------------------------------------|--|------------------------------|---|
| SUBJECT: | Disposition of Surplus Equipment | ATTACHMENT: None | |
| | | ENCLOSURE: None | |
| AGENDA ITEM: | Consent Item G | TYPE OF BOARD CONSIDERATION: | |
| RECOMMENDED BY: | <i>Theresa Matista</i> Theresa Matista, Vice Chancellor Finance & Administration | CONSENT/ROUTINE | X |
| | | FIRST READING | |
| APPROVED FOR CONSIDERATION: | <i>Brian King</i> Brian King, Chancellor | ACTION | |
| | | INFORMATION | |

BACKGROUND:

The Education Code regulates the procedures by which a community college district can dispose of real and personal property. Education Code section 81452 provides that the governing board may, by unanimous vote, dispose of items valued at \$5,000 or less by private sale without advertising or selling the items at public auction. The District has held previous auctions, but they have generally cost more than they have netted for the District. In 1998, the District began transferring such surplus items to the State of California since the cost to store and sell such surplus items is greater than potential revenues.

STATUS:

The District has a quantity of surplus materials that need to be disposed of, such as outdated desks and computers. The State of California has accepted some of the surplus items, but will not take surplus items deemed unsaleable. The District has located a scrap dealer who will take the remaining surplus items for recycling.

The surplus items to be disposed of are either irreparable, obsolete, in poor condition or not needed for district/college operations and include the following: 20 computers; 1 data unit; 1 drill stand; 1 incubator; 5 lab scopes; 10 laptops; 1 media cart; 1 optical planimeter; 3 overhead projectors; 1 printer; 1 refrigerator; 1 server; 9 surveying instruments; 11 transit levels and 1 transit survey.

These items have a value of less than \$5,000.

RECOMMENDATION: It is recommended that the Board of Trustees approve the disposal of the listed items per Education Code section 81452.

LOS RIOS COMMUNITY COLLEGE DISTRICT

PRESENTED TO BOARD OF TRUSTEES

DATE: January 10, 2018

| | | | |
|------------------------------------|---|------------------------------|---|
| SUBJECT: | Purchase Orders, Warrants, Checks and Electronic Transfers | ATTACHMENT: Yes | |
| | | ENCLOSURE: None | |
| AGENDA ITEM: | Consent Item H | TYPE OF BOARD CONSIDERATION: | |
| RECOMMENDED BY: | <div style="text-align: right;"><i>Theresa Matista</i></div> Theresa Matista, Vice Chancellor, Finance & Administration | CONSENT/ROUTINE | X |
| | | FIRST READING | |
| APPROVED FOR CONSIDERATION: | Brian King, Chancellor <div style="text-align: right;"><i>Brian King</i></div> | ACTION | |
| | | INFORMATION | |

BACKGROUND:

A listing of purchase orders, warrants, checks and wires issued during the period of November 16, 2017 through December 15, 2017 is on file in the District Business Services Office for review.

RECOMMENDATION:

It is recommended that the Board of Trustees approve the numbered purchase orders, warrants, checks and electronic transfers that are reflected on the attached schedule.

| PURCHASE ORDERS | | |
|--|--|------------------|
| General Fund | 0001095855-0001096353 B118767-B118779 | \$ 3,470,188.23 |
| Capital Outlay Fund | 0003017497-0003017547 | |
| Child Development Fund | - | |
| Self-Insurance Fund | 0009000394-0009000394 | |
| WARRANTS | | |
| General Fund | 756613-757376 | \$ 15,143,231.86 |
| General Fund-ARC Instructional Related | 008059-008166 | |
| General Fund-CRC Instructional Related | 022853-022882 | |
| General Fund-FLC Instructional Related | 031173-031206 | |
| General Fund-SCC Instructional Related | 046552-046626 | |
| Capital Outlay Fund | 832369-832426 | |
| Student Financial Aid Fund | 900125-900197 | |
| Child Development Fund | 954454-954472 | |
| Self-Insurance Fund | 976406-976414 | |
| Payroll Warrants | 372939-374808 | |
| Payroll Vendor Warrants | 62990-63219 | |
| December Leave Process | 374809-36321 | |
| CHECKS | | |
| Financial Aid Disbursements (E-trans) | - | \$ 3,043,033.95 |
| Clearing Checks | 2766-2770 | \$ 1,343,017.82 |
| Parking Checks | 3072-3077 | \$ 426.00 |
| Bookstore Fund – ARC | 32436-32479 | \$ 744,325.65 |
| Bookstore Fund – CRC | 27796-27819 | |
| Bookstore Fund – FLC | 10165-10166 | |
| Bookstore Fund – SCC | 049937-049971 | |
| Student Clubs Agency Fund – ARC | 5420-5450 | \$ 232,962.26 |
| Student Clubs Agency Fund – CRC | 4571-4596 | |
| Student Clubs Agency Fund – FLC | 2397-2407 | |
| Student Clubs Agency Fund – SCC | 3836-3848 | |
| Foundation – ARC | 5674-5720 | \$ 94,613.06 |
| Foundation – CRC | 2422-2437 | |
| Foundation – FLC | 1480-1490 | |
| Foundation – SCC | 4372-4385 | |
| Foundation – DO | 0929-0936 | |
| Associated Students Trust Fund – ARC | 0922-0932 | \$ 9,917.41 |
| Associated Students Trust Fund – CRC | 0814-0819 | |
| Associated Students Trust Fund – FLC | 0709-0710 | |
| Associated Students Trust Fund – SCC | - | |
| Regional Performing Arts Center Fund | USI Check System 5303-5383 | \$ 530,567.84 |
| ELECTRONIC TRANSFERS | | |
| Board of Equalization | - | \$ 8,500.00 |
| PARS | - | \$ 65,363.04 |
| Vendors | - | \$ |
| Backup Withholding | - | \$ |
| Retiree Health Trust | - | \$ - |
| Self-Insurance | - | \$ 117,576.31 |
| Bookstore | - | \$ 35,383.90 |
| Payroll Direct Deposit Advices | 882772-887824 | \$ 13,153,450.23 |
| Other Payroll Transactions | - | \$ 7,692.00 |

LOS RIOS COMMUNITY COLLEGE DISTRICT

PRESENTED TO BOARD OF TRUSTEES

DATE: January 10, 2018

| | | | |
|------------------------------------|--|------------------------------|---|
| SUBJECT: | Human Resources Transactions | ATTACHMENT: Yes | |
| | | ENCLOSURE: None | |
| AGENDA ITEM: | Consent Item I | TYPE OF BOARD CONSIDERATION: | |
| RECOMMENDED BY: | Brian King, Chancellor <i>Brian King</i> | CONSENT/ROUTINE | X |
| | | FIRST READING | |
| APPROVED FOR CONSIDERATION: | Brian King, Chancellor <i>Brian King</i> | ACTION | |
| | | INFORMATION | |

RECOMMENDATION:

It is recommended that the Board of Trustees approve the Human Resources transactions on the attached pages.

MANAGEMENT

| APPOINTMENT(S) | | |
|---|---|--------------------------|
| <u>Name</u> | <u>Subject/Position</u> | <u>Effective Date(s)</u> |
| | <u>Cosumnes River College</u> | |
| Williams, LaTonya M. (Ph.D., Clark Atlanta University) | Dean of Humanities and Social Science | 01/03/18 |
| | <u>District Office</u> | |
| Dixon, Melanie R. (M.S., Portland State University) | Associate Vice Chancellor of Educational Services and Student Success | 01/11/18 |
| Matthews, Jamie A. (B.S., California State University, Sacramento) | Director (I) of Accounting Services | 02/01/18 |
| Wilcher, Aaron M. (M.A., Saint Louis University) | Director of the Center of Excellence | 01/02/18 (Revised) |
| | <u>Sacramento City College</u> | |
| Gardner, Kasey (M.B.A., Saint Mary's College of California) | Dean of Behavioral and Social Science | 01/11/18 |

| APPOINTMENT(S) TO CATEGORICALLY FUNDED POSITION(S) | | |
|---|------------------------------------|--------------------------|
| <u>Name</u> | <u>Subject/Position</u> | <u>Effective Date(s)</u> |
| | <u>Cosumnes River College</u> | |
| Casareno, Alexander (Ph.D., University of California, Berkley) | Dean of Guided Pathways Initiative | 01/02/18 – 06/30/18 |

| APPOINTMENT(S) TO TEMPORARY POSITION(S) | | |
|---|--|--------------------------|
| <u>Name</u> | <u>Subject/Position</u> | <u>Effective Date(s)</u> |
| | <u>American River College</u> | |
| Braden, Charles G. (Ed.D., Argosy University) | Interim Associate Vice President of Instruction and Learning Resources | 01/02/18 – 06/30/18 |
| | <u>Cosumnes River College</u> | |
| Lawlor, Michael J. (M.S., California State University, Long Beach) | Interim Dean of the Elk Grove Center | 01/02/18 – 06/01/18 |

M A N A G E M E N T

APPOINTMENT(S) TO TEMPORARY POSITION(S) – (continued)

| <u>Name</u> | <u>Subject/Position</u> | <u>Effective Date(s)</u> |
|-------------------|--|----------------------------------|
| | <u>District Office</u> | |
| Garcia, Albert J. | Interim Associate Vice Chancellor of Instruction (Ed.D., Benedictine University) | 07/24/17 – 01/10/18 (Revised) |
| Harris, Paul J. | Interim Director of Accounting Services (B.A., California State University, Sacramento) | 07/26/17 – 01/31/18 (Revised) |
| | <u>Sacramento City College</u> | |
| Ikegami, Robin | Interim Dean of Language and Literature (Ph.D., University of Michigan) | 08/10/17 – 05/31/18 (Revised) |

LEAVE(S) OF ABSENCE

| <u>Name</u> | <u>Subject/Position</u> | <u>Type</u> | <u>Effective Date(s)</u> |
|-------------------|---|-------------|----------------------------------|
| | <u>District Office</u> | | |
| Milan, Theresa S. | Dean, Workforce & Economic Development | Maternity | 09/05/17 – 11/22/17 (Revised) |

REASSIGNMENT/TRANSFER(S)

| <u>Name</u> | <u>Subject/Position</u> | <u>Effective Date(s)</u> |
|-------------------|---|--------------------------|
| | <u>District Office</u> | |
| Rosario, Victoria | District Director (I) of Human Resources and Support Programs | 01/01/18 |

RECLASSIFICATION(S)

| <u>Name</u> | <u>Subject/Position</u> | <u>Effective Date(s)</u> |
|----------------|---|--------------------------|
| | <u>Cosumnes River College</u> | |
| Hyde, Maria A. | College Store Manager (VI) – CRC (50%) / SCC (50%) – Step 5 From Bookstore Manager (VII) | 11/01/17 |

M A N A G E M E N T

| RECLASSIFICATION(S) – (continued) | | |
|--|---|----------|
| <u>District Office</u> | | |
| Balsamo, Brenda S. | Director (II), Human Resources – Step 5 From Director (III), Human Resources | 01/01/18 |
| Carrasco, Joe J. | Director (I), Systems and Programming – Step 5 From Director (II), Systems and Programming | 01/01/18 |
| Day, Michael R. | Information Technology Director (I), Production Services – Step 2 From Information Technology Director (II), Production Services | 01/01/18 |

| TEMPORARY REASSIGNMENT/TRANSFER(S) | | |
|--|--|---|
| <u>Name</u> | <u>Subject/Position</u> | <u>Effective Date(s)</u> |
| <u>District Office</u> | | |
| Garcia, Albert J. (Ed.D., Benedictine University) | Vice President of Innovation and Success | 01/11/18 – 06/30/18 |
| Dixon, Melanie R. (M.S., Portland State University) | Vice President of Innovation and Success | 09/13/17 – 01/10/18 <i>(Revised)</i> |

Dixon, Melanie R., Associate Vice Chancellor of Educational Services and Student Success

Significant Contract Terms:

Salary: \$171,379.15 – Step 1, Level A on the 2017 – 2018 Interim Management Salary Schedule

Health/Welfare Benefits: The Officer may select and participate in any District medical, dental, and other health plans available to other District scheduled administrators. Without regard to which health plan the Officer chooses, the Officer’s out-of-pocket costs for such premiums shall be no greater than any scheduled administrator for the lowest cost traditional health care plan (i.e. excluding Deductible Health Maintenance Organization or other nontraditional plans).

Auto Expenses: \$550/month for In-District Travel

FACULTY

APPOINTMENT(S)

| <u>Name</u> | <u>Subject/Position</u> | <u>Effective Date(s)</u> |
|---|---|--------------------------|
| <u>American River College</u> | | |
| Bartoe, Timothy M. (B.S.N., Kaplan University) | Nursing (Registered Nurse – RN) Assistant Professor | 01/11/18 |
| <u>Sacramento City College</u> | | |
| Mesa, Felicia B. (M.S.N., University of California, San Francisco) | Nursing (Registered Nurse – RN) Assistant Professor | 01/11/18 |

APPOINTMENT TO TEMPORARY POSITION(S)

| <u>Name</u> | <u>Subject/Position</u> | <u>Effective Date(s)</u> |
|---|--|----------------------------------|
| <u>Cosumnes River College</u> | | |
| Aptekar, Rachel M. (Ph.D., University of California, Davis) | Biology Assistant Professor – L.T.T. | 08/17/17 – 05/16/18 (Revised) |
| Beamer, Alan (M.A., University of California, Santa Barbara) | Chemistry Assistant Professor – L.T.T. | 01/11/18 – 05/16/18 |
| Knudsen, Mark (Ph.D., University of California, Davis) | Chemistry Assistant Professor – L.T.T. | 01/11/18 – 05/16/18 |
| Rodrigues, Matthew J. (M.A., University of California, Davis) | Mathematics Assistant Professor – L.T.T. | 08/17/17 – 05/16/18 (Revised) |
| Sy, Joanne (M.S., California State Polytechnic University, Pomona) | Mathematics Assistant Professor – L.T.T. | 08/17/17 – 05/16/18 (Revised) |
| Smith, Leon T. (M.A., California State University, Sacramento) | Humanities Assistant Professor – L.T.T. | 01/11/18 – 05/16/18 |
| <u>Folsom Lake College</u> | | |
| Plaxton, Melody J. (M.A., California State University, Sacramento) | English Assistant Professor – L.T.T. | 09/20/17 – 05/16/18 (Revised) |
| Anderson, Jae A. (M.A., Arizona State University) | Instructional Program Coordinator (L.T.T.) | 07/13/17 – 01/07/18 (Revised) |

FACULTY

APPOINTMENT TO TEMPORARY POSITION(S) – (continued)

| <u>Name</u> | <u>Subject/Position</u> | <u>Effective Date(s)</u> |
|---|--|----------------------------------|
| <u>Sacramento City College</u> | | |
| Abundo, Stephanie (Ph.D., Harvard University) | Mathematics Assistant Professor – L.T.T. | 08/17/17 – 05/16/18 (Revised) |
| Borenstein, Jennifer (M.A. Equivalence) | Economics Assistant Professor – L.T.T. | 01/11/18 – 05/16/18 |
| Caton, Haynalka (M.A. Equivalence) | Mathematics Assistant Professor – L.T.T. | 01/11/18 – 05/16/18 |
| Dale, Nicholas D. (M.S., University of West Florida) | Mathematics Assistant Professor – L.T.T. | 08/17/17 – 05/16/18 (Revised) |
| Graves, Sherri D. (Ph.D., University of California, Davis) | Biology Assistant Professor – L.T.T. | 01/11/18 – 05/16/18 |

LEAVE(S) OF ABSENCE

| <u>Name</u> | <u>Subject/Position</u> | <u>Type</u> | <u>Effective Date(s)</u> |
|--------------------------------|-------------------------|-------------|----------------------------------|
| <u>American River College</u> | | | |
| Andre, Paul H. | Mathematics Professor | Type C | 08/23/18 – 12/20/18 |
| <u>Cosumnes River College</u> | | | |
| Feindert, Kerstin | English Professor | Type C | 08/23/18 – 12/20/18 |
| Martinez, Crystal D. | Counselor | Maternity | 12/29/17 – 02/23/18 |
| Martinez, Crystal D. | Counselor | Child Care | 02/24/18 – 05/14/18 |
| <u>Sacramento City College</u> | | | |
| Chen, Shu S. | Librarian | Medical | 08/21/17 – 05/16/18 (Revised) |
| Chenu-Campbell, Catherine L. | Librarian | Type C | 01/11/18 – 05/16/18 |
| Dibble, Cindy C. | Mathematics Professor | Childcare | 01/11/18 – 04/04/18 (Revised) |
| Dibble, Cindy C. | Mathematics Professor | Personal | 04/05/18 – 05/16/18 |

FACULTY

RELEASED FROM EMPLOYMENT (39-MONTH LEAVE ENDED)

| <u>Name</u> | <u>Subject/Position</u> | <u>Effective Date(s)</u> |
|------------------------|-------------------------------|--------------------------|
| | <u>American River College</u> | |
| Stockdale, Geoffrey P. | Speech Professor | 01/01/18 |

RETIREMENT(S)

| <u>Name</u> | <u>Subject/Position</u> | <u>Effective Date(s)</u> |
|---|--------------------------------|--------------------------|
| | <u>American River College</u> | |
| Watson, Phyllis (After 17+ years of service) | Reading Professor | 12/15/17 |
| | <u>Folsom Lake College</u> | |
| Larry-Kearney, Debora (After 28+ years of service) | English Professor | 12/15/17 |
| | <u>Sacramento City College</u> | |
| Vrechek, Jean A. (After 33 years of service) | Mathematics Professor | 05/17/18 |

TEMPORARY, PART-TIME EMPLOYEES Fall 2017
American River College

| <u>Name</u> | <u>Subject</u> | <u>FTE</u> |
|----------------------|-----------------------|------------|
| Anderegg,Kristen M. | Counselor | 9 % |
| Bella,Cheryl B. | Sign Language | 22 % |
| Dilgard,Sylvia B. | Counselor | 60 % |
| Econome,Jennie G. | Counselor | 1 % |
| Herman,Kathryn M. | Counselor | 47 % |
| Himmelmann,Sarah E | Sign Language | 21 % |
| Hughes,Heather V. | Counselor | 7 % |
| Kientz,Michelle L. | Counselor | 49 % |
| Mar,James K. | Counselor | 46 % |
| Menard,Sigrid A. | Counselor | 45 % |
| Mireles-Tijero,Mayra | Counselor | 34 % |
| Palaspas,Candice | Counselor | 44 % |
| Pulido,Brandi N. | Counselor | 22 % |
| Shapiro,Lynn | English | 65 % |
| Tsushima,Cheryl L. | Automotive Technology | 61 % |
| Ward,Alison S. | Counselor | 46 % |
| Wood,Laura D. | Librarian | 16 % |

TEMPORARY, PART-TIME EMPLOYEES Fall 2017
Cosumnes River College

| <u>Name</u> | <u>Subject</u> | <u>FTE</u> |
|------------------------|----------------|------------|
| ** (A5) Quinn,Linda C. | English | 67 % |
| Stevenson,Christina L. | English | 52 % |
| Wildie,Kevin J. | History | 50 % |

TEMPORARY, PART-TIME EMPLOYEES Fall 2017
Sacramento City College

| <u>Name</u> | <u>Subject</u> | <u>FTE</u> |
|----------------------|----------------------|------------|
| Caton,Haynalka | Mathematics, General | 46 % |
| Kang,Rachel E. | Music | 60 % |
| Kehew,Julia K. | Coordinator | 20 % |
| Lower,Nancy S. | Music | 12 % |
| ** (A1) Ruiz,Aracely | Counselor | 20 % |

REGULAR EMPLOYEES - OVERLOAD ASSIGNMENTS Fall 2017
American River College

| <u>Name</u> | <u>Subject</u> | <u>FTE</u> |
|-------------------------|--------------------------|------------|
| Allred-Powless,Jeanette | Physical Education | 15 % |
| Andre,Susan | Counselor | 1 % |
| Bradshaw,Kathryn G. | Biology, General | 20 % |
| Brock,Michelle D. | Mathematics, General | 27 % |
| Davis,William E. | Coordinator | 5 % |
| Deleon,Leonel | Mathematics, General | 33 % |
| Diamond,Robert Vaughn | Accounting | 50 % |
| Fortman,Anita J. | Counselor | 13 % |
| Garvey,Andrea P.P. | Psychology, General | 20 % |
| Harris,Marianne | Library Science, General | 7 % |
| Jurach,Pamela DeCew | Speech Communication | 20 % |
| Lee,Dennis J. | English | 30 % |

FTE appearing as 0% for the current or upcoming semester is pending determination of assignment / load. FTE in previous semesters will appear as 1% for assignments between 0% and 1%. * = New Employee ** = Returning Employee

Employees hired under equivalency criteria pursuant to Ed. Code Section 87359, Title V, Section 53430(a), and Board Policy 5123 will be identified as follows: A1;A3;A4;B1;B2;B3;B4=Experience / Education | A2 = Education | A5;B5 = Experience

REGULAR EMPLOYEES - OVERLOAD ASSIGNMENTS Fall 2017
American River College

| <u>Name</u> | <u>Subject</u> | <u>FTE</u> |
|----------------------------|---|------------|
| Miller,Bonnie J. | Counselor | 1 % |
| Molina-Kanae,Martina E. | Counselor | 2 % |
| Moreno,Minerva | Engineering, General | 20 % |
| Mpagazi,Tiffany R. | Coordinator | 6 % |
| Niedzinski,Edmund J. | Chemistry, General | 15 % |
| ** (B1) Nordell,Randall L. | Office Technology/Office Computer Applicati | 15 % |
| ** (B1) Nordell,Randall L. | Office Technology/Office Computer Applicati | 29 % |
| Owens,Rocio A. | Mathematics, General | 33 % |
| Register,James M. | Mathematics, General | 20 % |
| Rivers,Lynn Marie | Health Education | 20 % |
| Roberts-Law,Lisa E. | Counselor | 8 % |
| Roy,Deboleena | Chemistry, General | 26 % |
| Ryther,Jane E. | ESL Speaking/Listening | 27 % |
| Truong,Binh X. | Mathematics, General | 60 % |
| Valle,Jesus D. | English | 40 % |
| Wolf,Mary E. | Coordinator | 10 % |
| Youngs,Cynthia | Reading | 30 % |
| Zarzana,Linda | Biology, General | 8 % |

REGULAR EMPLOYEES - OVERLOAD ASSIGNMENTS Fall 2017
Cosumnes River College

| <u>Name</u> | <u>Subject</u> | <u>FTE</u> |
|-------------------------|----------------------------------|------------|
| Crosier,Scott J. | Geography | 20 % |
| Emetarom,Chitoh M. | Chemistry, General | 15 % |
| Emetarom,Chitoh M. | Chemistry, General | 20 % |
| Feindert,Kerstin | English | 20 % |
| Impinna,Christopher R. | Veterinary Technician (Licensed) | 40 % |
| Impinna,Christopher R. | Veterinary Technician (Licensed) | 20 % |
| Leung,Amy M. | Economics | 40 % |
| Nguyen,Nhat N. | Mathematics, General | 33 % |
| Simpson,Roy W. | Mathematics Skills | 13 % |
| Simpson,Roy W. | Mathematics, General | 27 % |
| Washington,Christina A. | English | 33 % |

REGULAR EMPLOYEES - OVERLOAD ASSIGNMENTS Fall 2017
Folsom Lake College

| <u>Name</u> | <u>Subject</u> | <u>FTE</u> |
|----------------------|------------------|------------|
| Gregory,Richard C. | Health Education | 20 % |
| Jones,Kalinda | Human Services | 13 % |
| Richardson,Ronald E. | Study Skills | 15 % |

REGULAR EMPLOYEES - OVERLOAD ASSIGNMENTS Fall 2017
Sacramento City College

| <u>Name</u> | <u>Subject</u> | <u>FTE</u> |
|-------------------------------|---------------------|------------|
| ** (A1) Alviar-Agnew,Maria S. | Chemistry, General | 15 % |
| Austin,Grace W. | Psychology, General | 20 % |
| Camarena,Sandra | Economics | 20 % |

FTE appearing as 0% for the current or upcoming semester is pending determination of assignment / load. FTE in previous semesters will appear as 1% for assignments between 0% and 1%. * = New Employee ** = Returning Employee
 Employees hired under equivalency criteria pursuant to Ed. Code Section 87359, Title V, Section 53430(a), and Board Policy 5123 will be identified as follows: A1;A3;A4;B1;B2;B3;B4=Experience / Education | A2 = Education | A5;B5 = Experience

REGULAR EMPLOYEES - OVERLOAD ASSIGNMENTS Fall 2017
Sacramento City College

| <u>Name</u> | <u>Subject</u> | <u>FTE</u> |
|----------------------|----------------------|------------|
| Carbary, Kathleen | Psychology, General | 13 % |
| McDonald, Patrick J. | Mathematics, General | 27 % |
| Nuss, Linda | Chemistry, General | 15 % |
| Nuss, Linda | Chemistry, General | 7 % |
| Stewart, Rachel R | Coordinator | 1 % |
| Stone, Leila M. | Counselor | 6 % |
| Williams, Nichelle | Interpersonal Skills | 1 % |

TEMPORARY, PART-TIME EMPLOYEES Spring 2018
American River College

| <u>Name</u> | <u>Subject</u> | <u>FTE</u> |
|--------------------------|---------------------------|------------|
| ** (A1) Adams, Jane P. | Counselor | 40 % |
| Adamzadeh, Azra | Mathematics, General | 33 % |
| Akawi, Robin | Psychology, General | 60 % |
| Albrecht, Christian | Administration of Justice | 1 % |
| Alexander, Carie D. | Counselor | 42 % |
| Alexander, Carie D. | Counselor | 11 % |
| Alkhayyat, Hanadi | Physical Education | 30 % |
| Alkhayyat, Hanadi | Dance | 15 % |
| Almaraz, Ruben T. | Physics, General | 15 % |
| Anderegg, Kristen M. | Counselor | 10 % |
| Anishchenko, Svetlana V. | Mathematics, General | 60 % |
| Aranda, Amanda L. | Counselor | 27 % |
| Araujo, Frank P. | Anthropology | 40 % |
| Austin, Daniel R. | English | 47 % |
| Austin, Debra L. | Reading | 40 % |
| Avila, Adrianne M. | Mathematics, General | 40 % |
| Ayers, Harold R. | Administration of Justice | 1 % |
| Bagley, Patricia M. | Registered Nursing | 40 % |
| ** (A5) Bahm, Naomi I. | Psychology, General | 48 % |
| Bailey, Katherine A. | Dance | 15 % |
| Barela, Jesus | Painting & Drawing | 28 % |
| Bassett, Jason M. | Administration of Justice | 1 % |
| Baxter, Kenneth W. | Political Science | 20 % |
| Beckum, LaQuisha | Psychology, General | 60 % |
| Beezley, Shareen G. | Paralegal | 20 % |
| ** (A5) Belton, Linda V. | Physical Education | 30 % |
| Bertaccini, Lisa Anne | Psychology, General | 20 % |
| Bertaccini, Lisa Anne | Human Services | 20 % |
| Bertinuson, Joy A | Painting & Drawing | 57 % |
| ** (B5) Bibb, Akbar M. | Administration of Justice | 1 % |
| Bickel, David T. | Administration of Justice | 1 % |
| Birdsall, Derik Dylan | Mathematics, General | 27 % |
| Blackthorne, Henry N. | English | 47 % |
| Bluette, Chad J. | Administration of Justice | 1 % |

FTE appearing as 0% for the current or upcoming semester is pending determination of assignment / load. FTE in previous semesters will appear as 1% for assignments between 0% and 1%. * = New Employee ** = Returning Employee
 Employees hired under equivalency criteria pursuant to Ed. Code Section 87359, Title V, Section 53430(a), and Board Policy 5123 will be identified as follows: A1;A3;A4;B1;B2;B3;B4=Experience / Education | A2 = Education | A5;B5 = Experience

TEMPORARY, PART-TIME EMPLOYEES Spring 2018
American River College

| <u>Name</u> | <u>Subject</u> | <u>FTE</u> |
|----------------------------|---|------------|
| Boal,Keith F. | Counselor | 2 % |
| Bowden,Ellen | Anthropology | 20 % |
| ** (B4) Bradshaw,Don A. | Administration of Justice | 1 % |
| Brasier,Corey A | Sign Language | 27 % |
| Braun,Marlia M. | Dietetic Services and Management | 20 % |
| Brown,Melissa R. | Child Development/Early Care and Educatio | 20 % |
| Brown,Orie A. | Administration of Justice | 1 % |
| Brownell,Eric M. | English | 33 % |
| Brynelson,Julia D. | Paralegal | 60 % |
| Buchanan-Cello,Shelly A. | Library Science, General | 20 % |
| Buljan,Laurette C. | English | 53 % |
| Bystrom,Helen C. | English | 47 % |
| Campas,Steven | Administration of Justice | 1 % |
| Cardenas,Theresa M. | Counselor | 23 % |
| Carr,Lisa A. | Child Development/Early Care and Educatio | 20 % |
| Casillas,Griselda | Counselor | 13 % |
| Castillo,N. Scott | Administration of Justice | 1 % |
| Chan,Betty | Political Science | 20 % |
| Chau,Thao T. | Mathematics, General | 33 % |
| ** (A4) Chevraux,Renee M. | Gerontology | 33 % |
| Chong,Eun A | Mathematics, General | 53 % |
| Chung,Jackson | Mathematics, General | 60 % |
| Colby,Shannon R. | Psychology, General | 60 % |
| ** (A2) Connors,Valerie S. | English | 60 % |
| Constante,David | Psychology, General | 20 % |
| Cook,Frank D. | Commercial Music | 30 % |
| Cooper,Paul G. | History | 20 % |
| Coronado,Rebecca L. | Speech-Language Pathology and Audiology | 20 % |
| Currea,Ana Maria S. | Reading | 33 % |
| Currier,Daniel E | Mortuary Science | 20 % |
| Davalle,Nathan A. | Administration of Justice | 1 % |
| Davatz,Holly C. | Reading | 7 % |
| Davies,Peter RA | Political Science | 20 % |
| Davis,Danielle R. | History | 20 % |
| ** (B5) Davis,Donald A. | Administration of Justice | 1 % |
| DeCecco,Chalmer A. | Administration of Justice | 1 % |
| DeLeon,Daniel W. | Administration of Justice | 1 % |
| Delgadillo,Marisol | Anthropology | 35 % |
| Delgado,Julio C | Counselor | 4 % |
| DeSouza,Kara D. | Psychology, General | 57 % |
| Deterding,Teresa M. | Administration of Justice | 1 % |
| Deubert,Michelle M. | Psychology, General | 40 % |
| Dilgard,Sylvia B. | Counselor | 60 % |
| Diller,Shane | Administration of Justice | 1 % |
| Dillon,Roger G. | Administration of Justice | 1 % |
| Donhost,Christopher L | Mortuary Science | 20 % |
| Doyle,Laurel C. | Child Development/Early Care and Educatio | 20 % |
| Duan,Xin-Ran | Mathematics, General | 60 % |
| Duffey,Brendan C. | Commercial Music | 57 % |
| ** (A5) Dunmore,Steven E. | Intercollegiate Athletics | 49 % |
| Duran,James J. | Mathematics, General | 53 % |
| Dyer,Daniel P.W. | English | 50 % |
| Eberhardt,Claire E. | History | 40 % |
| Echeverria,Nick V. | Administration of Justice | 1 % |

FTE appearing as 0% for the current or upcoming semester is pending determination of assignment / load. FTE in previous semesters will appear as 1% for assignments between 0% and 1%. * = New Employee ** = Returning Employee

Employees hired under equivalency criteria pursuant to Ed. Code Section 87359, Title V, Section 53430(a), and Board Policy 5123 will be identified as follows: A1;A3;A4;B1;B2;B3;B4=Experience / Education | A2 = Education | A5;B5 = Experience

TEMPORARY, PART-TIME EMPLOYEES Spring 2018
American River College

| <u>Name</u> | <u>Subject</u> | <u>FTE</u> |
|--------------------------------------|---|------------|
| Econome,Jennie G. | Academic Guidance | 40 % |
| Econome,Jennie G. | Counselor | 11 % |
| Eifler,Tristan T. | Chemistry, General | 30 % |
| Elston,Tyler M. | Sociology | 20 % |
| Esque,Melanie E. | Administration of Justice | 1 % |
| Fagiolo,Catherine E. | Music | 18 % |
| Farias,Imelda | Counselor | 55 % |
| Fassler,Amie Y. | Mathematics, General | 20 % |
| Feely,Abigail B. | History | 40 % |
| Fernandez,Joyce M. | Counselor | 8 % |
| Finnerty,Kevin C. | Administration of Justice | 1 % |
| Fioritto,Christopher J. | Mathematics, General | 53 % |
| Fong,Angela J. | Counselor | 30 % |
| Fong,Angela J. | Counselor | 3 % |
| Fontana,David J. | Mathematics, General | 33 % |
| Forehand,James R. | Mathematics, General | 60 % |
| ** (B5) French,Scott D. | Administration of Justice | 1 % |
| Fulgham,Roietta J. | Business and Commerce, General | 20 % |
| Gale,Deborah N. | Mathematics, General | 33 % |
| Galvan,Joseph | Administration of Justice | 1 % |
| Garasanin,Olivera | History | 40 % |
| Garcia,Monica R. | Spanish | 27 % |
| Garfield,Elizabeth T. | Physiology (Includes Anatomy) | 50 % |
| Gaudard,Rolf R. | History | 20 % |
| Gaynor,Carolyn R. | Administration of Justice | 1 % |
| Gorchoff,Sara M. | Psychology, General | 20 % |
| Gorsuch,Susan C. | Administration of Justice | 1 % |
| Greenhill,Paul G. | Administration of Justice | 1 % |
| Guadalupe,Krishna L. | Sociology | 40 % |
| Ha,Annette A. | English | 27 % |
| Hafezi,Sena M. | Mathematics, General | 20 % |
| Halligan,Rebecca M. | Child Development Administration and Mana | 13 % |
| Hamkar,Behzad | History | 40 % |
| ** (A1) Hansen,Gina | Physical Education | 27 % |
| ** (A1) Hansen,Gina | Gerontology | 20 % |
| Hanstad,Janet A. | Biology, General | 43 % |
| Harvey,David B. | Administration of Justice | 1 % |
| Hatcher,Scott A. | Emergency Medical Services | 30 % |
| Hawe,Larry E. | Automotive Technology | 40 % |
| ** (A5) Hayes,David V. | Administration of Justice | 1 % |
| Hellesen,Richard S. | Dramatic Arts | 20 % |
| ** (B5) Henderson,Craig | Emergency Medical Services | 30 % |
| Hendrickson,Kenneth W. | Computer Graphics and Digital Imagery | 28 % |
| Herman,Kathryn M. | Counselor | 39 % |
| Hernandez,Israel | Administration of Justice | 1 % |
| Herrera,Daniel A. | Computer Graphics and Digital Imagery | 28 % |
| Herzog,Rebecca A. | Political Science | 20 % |
| Hickman,Lauren Rose | Child Development/Early Care and Educatio | 20 % |
| ** (B3) Hillenbrand,Collin D. | Sign Language Interpreting | 18 % |
| Himmelmann,Sarah E | Sign Language | 27 % |
| Hoag,Steven E. | Counselor | 26 % |
| Hogge,David Bryan | Administration of Justice | 1 % |
| Holdgate,Matthew R. | Physiology (Includes Anatomy) | 35 % |
| Hollenbeck,Shelly M. | Mathematics, General | 60 % |

FTE appearing as 0% for the current or upcoming semester is pending determination of assignment / load. FTE in previous semesters will appear as 1% for assignments between 0% and 1%. * =New Employee **=Returning Employee

Employees hired under equivalency criteria pursuant to Ed. Code Section 87359, Title V, Section 53430(a), and Board Policy 5123 will be identified as follows: A1;A3;A4;B1;B2;B3;B4=Experience / Education | A2 = Education | A5;B5 = Experience

TEMPORARY, PART-TIME EMPLOYEES Spring 2018
American River College

| <u>Name</u> | <u>Subject</u> | <u>FTE</u> |
|----------------------------|---|------------|
| Hudson,Michael R. | Administration of Justice | 1 % |
| Huerta,Teresa A. | Administration of Justice | 1 % |
| Huggins,Ross R. | Administration of Justice | 1 % |
| Hughes,Heather V. | Counselor | 2 % |
| Hughes,Heather V. | Counselor | 3 % |
| Hughes,Heather V. | Counselor | 32 % |
| Hughes,Heather V. | Counselor | 20 % |
| Hughes,Julia | Respiratory Care/Therapy | 26 % |
| Hughes,Tori | Administration of Justice | 1 % |
| Hurner,Sheryl Marie | Business and Commerce, General | 20 % |
| Inozemteva,Olga | Biology, General | 8 % |
| Jacobs,David C. | Philosophy | 40 % |
| James,Mary E. | Administration of Justice | 1 % |
| Jameson,Richard L. | Administration of Justice | 1 % |
| Jeske,Dawn L. | Child Development/Early Care and Educatio | 20 % |
| Johnson,Robert S. | Commercial Music | 40 % |
| ** (B5) Johnson,Wilber | Journalism | 20 % |
| Johnston,Dionyse Eileen | Children with Special Needs | 20 % |
| Jones,Jenny L. | Counselor | 5 % |
| Jones,Robert B. | Mathematics, General | 33 % |
| Jungkeit,James J. | Administration of Justice | 1 % |
| ** (A1) Kawamoto,Walter T. | Sociology | 40 % |
| Keene,Kristina T. | Music | 18 % |
| Kelley,Sean M. | Administration of Justice | 1 % |
| Kelly,Linda Louise | Psychology, General | 40 % |
| Kientz,Michelle L. | Counselor | 23 % |
| Kientz,Michelle L. | Counselor | 36 % |
| Kingsnorth,Alice M. | Anthropology | 20 % |
| Kitching,Dale E. | Administration of Justice | 1 % |
| Kiteck,Peter J. | Mathematics, General | 60 % |
| Klar,Janice E. | Counselor | 40 % |
| Knox,Paul Douglas | English | 47 % |
| Komarova,Irina N. | Mathematics, General | 33 % |
| Konstantynov,Dmytro | Counselor | 11 % |
| Konstantynov,Dmytro | Counselor | 40 % |
| Konstantynov,Dmytro | Counselor | 4 % |
| Laird,Brian B. | Administration of Justice | 1 % |
| Laman-Maharg,Abigail R | Psychology, General | 20 % |
| Lambating,Julita Gabunada | Mathematics, General | 53 % |
| Laughton,Barbara A. | English | 40 % |
| Le,John Thinng Ngoc | Marketing & Distribution | 20 % |
| Leatherman,Judith A. | ESL Speaking/Listening | 27 % |
| Lee,Houa | Counselor | 43 % |
| Lee,Houa | Counselor | 8 % |
| Lee,Sara E. | History | 40 % |
| Leonard,Scott A. | English | 27 % |
| Lewis,Robert M. | Human Services | 40 % |
| Lewis,Robert M. | General Work Experience | 20 % |
| Lingsweiler,Ryan W. | Speech Communication | 40 % |
| Lommori,Michael L. | Administration of Justice | 1 % |
| Long,Jackie R. | Administration of Justice | 1 % |
| Long,Jason S. | Film Studies | 20 % |
| Lowe,Aisha N. | Psychology, General | 48 % |
| ** (A2) Lui,Diane C. | Fine Arts, General | 40 % |

FTE appearing as 0% for the current or upcoming semester is pending determination of assignment / load. FTE in previous semesters will appear as 1% for assignments between 0% and 1%. * =New Employee ** =Returning Employee

Employees hired under equivalency criteria pursuant to Ed. Code Section 87359, Title V, Section 53430(a), and Board Policy 5123 will be identified as follows: A1;A3;A4;B1;B2;B3;B4=Experience / Education | A2 = Education | A5;B5 = Experience

TEMPORARY, PART-TIME EMPLOYEES Spring 2018
American River College

| <u>Name</u> | <u>Subject</u> | <u>FTE</u> |
|----------------------------|---------------------------------------|------------|
| Mahmood,Khalid | Mathematics, General | 33 % |
| Maiello,Nancy T. | Mathematics, General | 20 % |
| Manukyan,Knarik | Mathematics, General | 53 % |
| Mar,James K. | Counselor | 50 % |
| Marion,Derrick T. | Administration of Justice | 1 % |
| Marmer,Richard | Psychology, General | 20 % |
| Maurino,Molly A. | Physical Education | 30 % |
| McCann,Sean P. | Administration of Justice | 1 % |
| McCleary,Rebecca Marie | Mathematics, General | 45 % |
| McCord,Karen M. | Human Services | 20 % |
| ** (A2) McCurry,Leslie K. | Mathematics, General | 33 % |
| McFadden,Dennis | English | 53 % |
| McGinnis,Marion E. | Accounting | 27 % |
| McKaig,Sandra L. | Mathematics, General | 40 % |
| McKee,Steve C. | Accounting | 20 % |
| McKee,Steven C. | Administration of Justice | 1 % |
| McKillop,Angela L. | Physical Education | 15 % |
| McMurdo,Tammy J. | Nutrition, Foods, and Culinary Arts | 20 % |
| Mead,William A. | Website Design and Development | 28 % |
| Medcalf,John C. | Mathematics, General | 33 % |
| Medkeff,Robert T. | Coordinator | 1 % |
| Mehallo,Stephen M. | Computer Graphics and Digital Imagery | 48 % |
| Menard,Sigrid A. | Counselor | 44 % |
| Mendez,Shannon M. | English | 47 % |
| Meux,Brian L. | Administration of Justice | 1 % |
| Michaels,Craig | Administration of Justice | 1 % |
| Miles,Robert L. | English | 20 % |
| Miller,Alan L. | Journalism | 20 % |
| Miller,William A. | Respiratory Care/Therapy | 51 % |
| Miranda,Mee | Counselor | 14 % |
| Miranda,Mee | Counselor | 5 % |
| Mireles-Tijero,Mayra | Counselor | 13 % |
| Mirmobiny,Shadieh | Fine Arts, General | 20 % |
| Mirzaagha,Mohammad E. | Mathematics, General | 33 % |
| Montoya,Sally E. | Administration of Justice | 1 % |
| Morris,Jessie | Paralegal | 20 % |
| Mott,Rodney E. | Ceramics | 57 % |
| Mueller,Robert G. | Administration of Justice | 1 % |
| Mulvihill,Shauna Marie | History | 40 % |
| Naylor,William Lee | Horticulture | 7 % |
| ** (A5) Nedorezov,Svetlana | Mathematics, General | 20 % |
| Nelsen,Betty L. | Art | 28 % |
| ** (A1) Nelson,Curtis O. | Anthropology | 35 % |
| Ngo,Tu C. | Mathematics, General | 60 % |
| Nguyen,Dung | Mathematics, General | 60 % |
| Nichols,Tye A | Biology, General | 35 % |
| Nielsen,Ruth C. | Counselor | 14 % |
| O'Donnell,Daniel G. | Business Administration | 20 % |
| Overton,Steven T. | Counselor | 16 % |
| Palaspas,Candice | Counselor | 40 % |
| Parker,John S. | Administration of Justice | 1 % |
| Parrish,Stephanie S. | Reading | 13 % |
| Pazdernik,Janet L. | Interior Design and Merchandising | 3 % |
| Plezia-Missler,Dorothy E. | Counselor | 14 % |

FTE appearing as 0% for the current or upcoming semester is pending determination of assignment / load. FTE in previous semesters will appear as 1% for assignments between 0% and 1%. * =New Employee **=Returning Employee

Employees hired under equivalency criteria pursuant to Ed. Code Section 87359, Title V, Section 53430(a), and Board Policy 5123 will be identified as follows: A1;A3;A4;B1;B2;B3;B4=Experience / Education | A2 = Education | A5;B5 = Experience

TEMPORARY, PART-TIME EMPLOYEES Spring 2018
American River College

| <u>Name</u> | <u>Subject</u> | <u>FTE</u> |
|--------------------------------|---|------------|
| Powell,Thomas S. | Fine Arts, General | 20 % |
| Powers,Matthew T. | Administration of Justice | 20 % |
| Preciado,Monica Isabel | Counselor | 44 % |
| Preciado,Monica Isabel | Counselor | 16 % |
| ** (B2) Pyrev,Sergey | Drafting Technology | 20 % |
| Queen,Kim K. | Counselor | 49 % |
| Ramos,Gabriel F. | Administration of Justice | 20 % |
| Rath,Jeffrey A. | Administration of Justice | 1 % |
| Rawlins,Jenna L. | Sociology | 20 % |
| ** (B4) Raya,Raul | Administration of Justice | 1 % |
| Reichel,Sonya J. | Mathematics, General | 53 % |
| Rhodes,Joshua D. | Mathematics, General | 27 % |
| ** (A5) Richards,Ronnie G. | Geographic Information Systems | 20 % |
| Ridley,Michael A. | Fire Technology | 20 % |
| Rink,Shelley F. | Music | 20 % |
| Rivera-Carpenter,Veronica M. | Infants and Toddlers | 20 % |
| Robinson,Clinton J. | Physical Education | 30 % |
| Robinson,Matthew P. | Music | 57 % |
| Robison,Bradley O. | Administration of Justice | 1 % |
| Rochford,Jeffrey A. | Multimedia | 14 % |
| Rochford,Jeffrey A. | Computer Graphics and Digital Imagery | 28 % |
| Rogers,Andrew B. | Philosophy | 40 % |
| ** (B4) Rose,David A. | Administration of Justice | 1 % |
| Sacco,David | Mathematics, General | 60 % |
| ** (A2) Safvi,Syed A. | Mathematics, General | 27 % |
| ** (A2) Salluzzo,Michelle Anne | Child Development/Early Care and Educatio | 40 % |
| Samborski,Dan W. | Fine Arts, General | 20 % |
| Samborski,Dan W. | Painting & Drawing | 28 % |
| Saur,Denise M. | ESL Writing | 27 % |
| Saur,Denise M. | ESL Reading | 27 % |
| ** (B5) Schaumburg,Timothy A | Automotive Technology | 35 % |
| Scheiber,Kristin M. | ESL Writing | 27 % |
| Schindler,Craig R. | Applied Photography | 28 % |
| Schleeter,Mary A. | General Work Experience | 13 % |
| Schmid,Melody Paula | Biology, General | 63 % |
| Schwartz,Daniel C | Drafting Technology | 33 % |
| Scott,Steven | Microbiology | 40 % |
| Scott,Tatiana | Music | 45 % |
| ** (A3) Shearer,Tracy F. | Dramatic Arts | 67 % |
| Shepherd,Elden B. | Administration of Justice | 1 % |
| ** (A5) Shih,Ernest | Computer Networking | 7 % |
| Shiva,Maryam | Physics, General | 35 % |
| Shragge,Bryan | Human Services | 20 % |
| Simmons,Floyd Raymond | Administration of Justice | 1 % |
| Skillen,Robert R. | Natural Resources | 35 % |
| ** (B5) Smeja,Robert | Electrical | 31 % |
| Spencer,Melissa | Welding Technology | 28 % |
| Starkey,Danielle F. | English | 40 % |
| ** (B5) Stein,Kevin L. | Automotive Collision Repair | 43 % |
| Stemmann,Karsten | Mathematics, General | 53 % |
| Sterling,Stephen C. | Geology | 35 % |
| ** (B5) Stickel,Mike E. | Automotive Collision Repair | 63 % |
| Westre,Barbara J | Counselor | 3 % |
| Westre,Barbara J | Counselor | 50 % |

FTE appearing as 0% for the current or upcoming semester is pending determination of assignment / load. FTE in previous semesters will appear as 1% for assignments between 0% and 1%. * =New Employee ** =Returning Employee

Employees hired under equivalency criteria pursuant to Ed. Code Section 87359, Title V, Section 53430(a), and Board Policy 5123 will be identified as follows: A1;A3;A4;B1;B2;B3;B4=Experience / Education | A2 = Education | A5;B5 = Experience

TEMPORARY, PART-TIME EMPLOYEES Spring 2018
Cosumnes River College

| <u>Name</u> | <u>Subject</u> | <u>FTE</u> |
|---------------------------|---|------------|
| Binder,Marnie | Other Humanities | 40 % |
| Coleman,Jillian L. | Other Humanities | 60 % |
| Ford,Kelsey P. | English | 20 % |
| Joseph,Erica H. | Counselor | 2 % |
| Miller,Casey R. | English | 20 % |
| Patten Armbrust,Evelyn T. | Psychology, General | 20 % |
| Prather,Troy D. | Accounting | 20 % |
| ** (A5) Quinn,Linda C. | English | 40 % |
| Reed,Arthur L. | Geology | 40 % |
| Reed,Kathaleen E. | English | 40 % |
| Riese,Jon C. | Law, General | 20 % |
| Risenhoover,Dale T. | Health Occupations, General | 20 % |
| Robbins,Destiny J | Counselor | 11 % |
| Robbins,Destiny J | Counselor | 33 % |
| Roberge,Andrea M. | Learning Skills, Learning Disabled | 15 % |
| Rodrigues,Matthew J. | Mathematics, General | 53 % |
| Rodriguez,Yvette Perez | Human Services | 20 % |
| Saake,Miranda S. | English | 40 % |
| Salzman,Julie | Counselor | 31 % |
| Saur,Theodore J. | ESL Writing | 13 % |
| Schreiner,John M. | Information Technology, General | 13 % |
| Schulte,Wilfred H. | Mathematics, General | 53 % |
| Shaver,Shelley L | English | 53 % |
| ** (A5) Shih,Ernest | Computer Programming | 20 % |
| Short,Christina B. | Child Development Administration and Mana | 20 % |
| Smith,Jeffrey D. | Automotive Technology | 31 % |
| Stassi,Shirley T. | Information Technology, General | 20 % |
| Stassi,Shirley T. | Software Applications | 13 % |
| Tavares,Tyrone Michael | Counselor | 5 % |
| Tavares,Tyrone Michael | Counselor | 16 % |
| Tavares,Tyrone Michael | Counselor | 15 % |
| Tavares,Tyrone Michael | Counselor | 23 % |
| Welty,Ann E. | Counselor | 41 % |

TEMPORARY, PART-TIME EMPLOYEES Spring 2018
Folsom Lake College

| <u>Name</u> | <u>Subject</u> | <u>FTE</u> |
|----------------------|---------------------------------|------------|
| Abney,Cort D. | Water and Wastewater Technology | 20 % |
| Aghabeigi,Farah | Accounting | 47 % |
| Allen,Stephanie Dawn | Computer Programming | 27 % |
| Barthel,Daniel O. | Economics | 20 % |
| Bates,Andrew G. | Administration of Justice | 21 % |
| Beese,Michelle A. | Counselor | 51 % |
| Benford,William | Intercollegiate Athletics | 39 % |
| Bonifacini,John R | Physical Education | 45 % |
| Buch,Dipali D | Business and Commerce, General | 20 % |
| Buch,Dipali D | Business Management | 20 % |
| Cai,Yueqiang | Mathematics, General | 33 % |
| Crennell,Cynthia D. | Administration of Justice | 40 % |

FTE appearing as 0% for the current or upcoming semester is pending determination of assignment / load. FTE in previous semesters will appear as 1% for assignments between 0% and 1%. * = New Employee ** = Returning Employee

Employees hired under equivalency criteria pursuant to Ed. Code Section 87359, Title V, Section 53430(a), and Board Policy 5123 will be identified as follows: A1;A3;A4;B1;B2;B3;B4=Experience / Education | A2 = Education | A5;B5 = Experience

TEMPORARY, PART-TIME EMPLOYEES Spring 2018
Folsom Lake College

| <u>Name</u> | <u>Subject</u> | <u>FTE</u> |
|-------------------------------|---|------------|
| Dao,Cam V. | Accounting | 53 % |
| Dao,Phong C. | Physiology (Includes Anatomy) | 50 % |
| Davis,Michael R. | Information Technology, General | 20 % |
| Dey,Sanchita | Chemistry, General | 42 % |
| Diehl,Kellie | Physical Education | 15 % |
| Dillon,Jeffrey T. | Counselor | 38 % |
| Domek,Anna L. | General Work Experience | 20 % |
| Eitel,Juliet D. | Mathematics, General | 33 % |
| Faulds,Scott A. | Marketing & Distribution | 20 % |
| Fisher,Kent B. | Business Management | 20 % |
| Fitch,Susan M. | Economics | 60 % |
| Fuller,Serena Marie | Nutrition, Foods, and Culinary Arts | 20 % |
| Garbett,Rick T. | Business Management | 40 % |
| ** (A1) Haeuptle,Christina W. | Media and Communications, General | 20 % |
| Hanrahan,Molly P. | Physical Education | 60 % |
| Hart,Aleris E. | Sculpture | 28 % |
| Hart,Aleris E. | Jewelry | 28 % |
| Hawley,Jenny L. | English | 53 % |
| Hayes,John Brian | Fine Arts, General | 28 % |
| Hayes,John Brian | Sculpture | 28 % |
| Heiler,Felicia P. | Software Applications | 23 % |
| Hendricks,Robert | Information Technology, General | 40 % |
| Hicks,Charity C. | Office Technology/Office Computer Applicati | 23 % |
| Hilger-Estrada,Tanya D. | Chemistry, General | 27 % |
| Hopkins,Don R. | Administration of Justice | 40 % |
| Hygh,Larry R. | Speech Communication | 20 % |
| Jacques,Molly M. | Physical Education | 30 % |
| Jacques,Molly M. | Exercise Sciences/Physiology and Movemen | 33 % |
| Jahangiri,Sayna | Biology, General | 35 % |
| Jahangiri,Sayna | Microbiology | 20 % |
| Jazbi,Parisa | Biology, General | 20 % |
| Jazbi,Parisa | Microbiology | 40 % |
| Jennings,Nathan P. | Geographic Information Systems | 22 % |
| Johnson,Glenn Allen | Information Technology, General | 20 % |
| Johnson,Glenn Allen | Computer Programming | 20 % |
| Johnston,Erin L. | Physical Education | 15 % |
| Johnston,Erin L. | Health Education | 20 % |
| Johnston,Erin L. | Exercise Sciences/Physiology and Movemen | 20 % |
| Jones,Amy Rebecca | Counselor | 2 % |
| Kolleda,Lance John | Business and Commerce, General | 40 % |
| Krabacher,Thomas S. | Geography | 20 % |
| Lee,Michelle K. | Physiology (Includes Anatomy) | 50 % |
| Lorenzo,Gina M. | Counselor | 45 % |
| Mabry,Morice L. | Business and Commerce, General | 40 % |
| Mayol,Glenn | Intercollegiate Athletics | 39 % |
| McClatchy,Jedd J. | Business and Commerce, General | 20 % |
| McConnell,Joel E. | Counselor | 9 % |
| McDonald,Zhrinna D. | Counselor | 2 % |
| McGhee,Kelly F. | Counselor | 44 % |
| McHenry,Jennifer L. | Geography | 20 % |
| Middleton,Colin B. | Mathematics, General | 33 % |

FTE appearing as 0% for the current or upcoming semester is pending determination of assignment / load. FTE in previous semesters will appear as 1% for assignments between 0% and 1%. * = New Employee ** = Returning Employee

Employees hired under equivalency criteria pursuant to Ed. Code Section 87359, Title V, Section 53430(a), and Board Policy 5123 will be identified as follows: A1;A3;A4;B1;B2;B3;B4=Experience / Education | A2 = Education | A5;B5 = Experience

TEMPORARY, PART-TIME EMPLOYEES Spring 2018
Folsom Lake College

| <u>Name</u> | <u>Subject</u> | <u>FTE</u> |
|----------------------------|-------------------------------------|------------|
| Miller,Windy Sioux | Medical Laboratory Technology | 35 % |
| Millington,James E. | Information Technology, General | 35 % |
| Miranda,Yolanda O. | Counselor | 16 % |
| Monsen,Richard Shawn | Computer Networking | 20 % |
| Neri,Mike T. | Water and Wastewater Technology | 20 % |
| Oliveira da Silva,Debora | Nutrition, Foods, and Culinary Arts | 20 % |
| Rahman Jackson,Lishia | Counselor | 48 % |
| Redmond,Rebecca J. | Technical Theater | 28 % |
| Rink,Shelley F. | Music | 27 % |
| Roberts,Mark E. | Mathematics, General | 53 % |
| Robinson,Mitzi L. | Study Skills | 40 % |
| ** (A1) Rodriguez,Julie L. | Psychology, General | 60 % |
| Sabu,Siby A. | Microbiology | 40 % |
| ** (A2) Samarron,Sandra L. | Nutrition, Foods, and Culinary Arts | 20 % |
| Stevens,Kimberlee K. | Oceanography | 20 % |
| Stevens,Kimberlee K. | Earth Science | 15 % |

TEMPORARY, PART-TIME EMPLOYEES Spring 2018
Sacramento City College

| <u>Name</u> | <u>Subject</u> | <u>FTE</u> |
|--------------------------------|---|------------|
| Alexander,Frances V. | Accounting | 20 % |
| Alino,Vera R. | Chemistry, General | 50 % |
| Amir,Yael | Coordinator-Instruct LAB | 9 % |
| ** (A1) Areson,Mark H. | Physical Fitness and Body Movement | 50 % |
| ** (A5) Bair,Lewis E | Information Technology, General | 7 % |
| ** (A5) Bair,Lewis E | Software Applications | 18 % |
| Bastian,Gregory A. | Business Administration | 20 % |
| Batarseh,Samer M. | Business and Commerce, General | 10 % |
| Bennett,Gary N. | Computer Networking | 43 % |
| Boyd,Rebecca M. | Library Science, General | 7 % |
| Boyd,Rebecca M. | Librarian | 33 % |
| Buchanan-Cello,Shelly A. | Library Science, General | 20 % |
| Carboni,Joshua P. | Philosophy | 20 % |
| Cardenas,Theresa M. | Counselor | 22 % |
| Caton,Haynalka | Mathematics, General | 40 % |
| Cheung,Joseph L. | Computer Infrastructure and Support | 26 % |
| Cheung,Joseph L. | Computer Networking | 26 % |
| Cho,Eun L. | Painting & Drawing | 28 % |
| Clem,Renata L. | General Work Experience | 20 % |
| Davis,Kenneth A. | Drafting Technology | 28 % |
| Day,Jacie L. | Business and Commerce, General | 20 % |
| Day,Jacie L. | Office Technology/Office Computer Applicati | 20 % |
| ** (A2) DeLappe,Lori A. | Dramatic Arts | 20 % |
| Delgado,Julio C | Counselor | 27 % |
| Diamond,Anne | Accounting | 47 % |
| Dobbs,Charles K.P. | English | 60 % |
| Dong,Jimmy A | Accounting | 27 % |
| Farrelly,Joseph T. | Sociology | 40 % |
| ** (A5) Ferrara-Jones,Julie D. | Physical Fitness and Body Movement | 45 % |
| Fore,Dana Y. | English | 60 % |

FTE appearing as 0% for the current or upcoming semester is pending determination of assignment / load. FTE in previous semesters will appear as 1% for assignments between 0% and 1%. * = New Employee ** = Returning Employee
 Employees hired under equivalency criteria pursuant to Ed. Code Section 87359, Title V, Section 53430(a), and Board Policy 5123 will be identified as follows: A1;A3;A4;B1;B2;B3;B4=Experience / Education | A2 = Education | A5;B5 = Experience

TEMPORARY, PART-TIME EMPLOYEES Spring 2018
Sacramento City College

| <u>Name</u> | <u>Subject</u> | <u>FTE</u> |
|---------------------------|---|------------|
| Fulgham,Roietta J. | Office Technology/Office Computer Applicati | 20 % |
| Galves,Fred | Business and Commerce, General | 20 % |
| Gifford,Christina M. | English | 40 % |
| Gordon,Henry P. | Library Technician (Aide) | 7 % |
| Graham,Frank D. | English | 40 % |
| Handy,Kimberly A. | Business and Commerce, General | 40 % |
| Handy,Kimberly A. | Business Management | 20 % |
| Harker,Caroline J. | Librarian | 40 % |
| Hawes,Victoria A. | ESL Writing | 27 % |
| Heisinger,Kurt D. | Accounting | 53 % |
| Howe,Judith D. | Library Science, General | 7 % |
| Howe,Judith D. | Librarian | 54 % |
| Huddleston,Robert G. | Website Design and Development | 7 % |
| Hunter,James W. | Business and Commerce, General | 27 % |
| Hunter,James W. | Business Management | 33 % |
| Hur,Soon S. | Asian (Chinese and Japanese excluded) | 53 % |
| ** (A2) Imai,Stephen T. | Chemistry, General | 50 % |
| Jackson,Angela M. | Coordinator-Instruct LAB | 33 % |
| Jacobsen,Ann | English | 20 % |
| Javier,Rosy I. | Nursing | 64 % |
| Jensen,Lance F. | Environmental Control Technology (HVAC) | 20 % |
| Jones,Amy Rebecca | Counselor | 51 % |
| Jones,Evan A. | English | 60 % |
| Kaufman,Cheryl A. | E-Commerce (business emphasis) | 20 % |
| Kellogg,Cynthia | English | 40 % |
| Khoshmashrab,Mary E | Accounting | 20 % |
| Khoshsefat,Joshua R. | Nursing | 27 % |
| Lazzarone,Gordon C. | Applied Photography | 58 % |
| Leyva,John James | English | 40 % |
| Li,Xiaoli | Library Technician (Aide) | 20 % |
| Livas,Melinda M. | Library Technician (Aide) | 13 % |
| Logan,Jason K. | Sociology | 20 % |
| Lore,Elisabeth Marie | English | 40 % |
| Lothrop,Joshua L | Nursing | 60 % |
| Mahmood,Iqbal | English | 20 % |
| Mannon,Susan E. | Sociology | 20 % |
| Mark,Arthur | Information Technology, General | 18 % |
| Marslek,Michael R. | Accounting | 27 % |
| McGhee,Kelly F. | Counselor | 13 % |
| Mehadi,Ahmed | Chemistry, General | 40 % |
| Monsen,Richard Shawn | Computer Information Systems | 12 % |
| Monsen,Richard Shawn | Computer Networking | 20 % |
| Moore,Thomas G. | Information Technology, General | 62 % |
| Nasiri,Melekeh | Chemistry, General | 50 % |
| Nguyen,Thanh H. | Accounting | 53 % |
| Nguyen,Thanh V. | Vietnamese | 27 % |
| Niyati,Fatemeh | Chemistry, General | 57 % |
| O'Brien,Sandra C. | English | 60 % |
| Oehler,Dylan Olivia | English | 40 % |
| O'Neal-Watts,Jennifer Lee | Librarian | 17 % |
| Paden,Sylvia S. | Nursing | 47 % |

FTE appearing as 0% for the current or upcoming semester is pending determination of assignment / load. FTE in previous semesters will appear as 1% for assignments between 0% and 1%. * = New Employee ** = Returning Employee

Employees hired under equivalency criteria pursuant to Ed. Code Section 87359, Title V, Section 53430(a), and Board Policy 5123 will be identified as follows: A1;A3;A4;B1;B2;B3;B4=Experience / Education | A2 = Education | A5;B5 = Experience

TEMPORARY, PART-TIME EMPLOYEES Spring 2018
Sacramento City College

| <u>Name</u> | <u>Subject</u> | <u>FTE</u> |
|--------------------------------|---|------------|
| Patrice,Alicia | Librarian | 9 % |
| Peletta,April A. | English | 20 % |
| Poxon,Judith L. | Classics-Humanities | 20 % |
| Poxon,Judith L. | Other Humanities | 20 % |
| Prilepina,Tamara F. | Mathematics, General | 33 % |
| Prue,Paul A. | Mathematics, General | 67 % |
| ** (A5) Pryor,Peter L. | Physical Education | 45 % |
| Pytel,Darren L. | Administration of Justice | 40 % |
| Reach,Lorna | Counselor | 59 % |
| Richmond,Pamela R. | English | 47 % |
| Rodriguez,Hector | Mathematics, General | 53 % |
| Rogli,Kurt W. | Philosophy | 40 % |
| Sachdev,Poonam | English | 60 % |
| Sala,Alina | Counselor | 9 % |
| ** (A2) Salazar,Rosalinda R. | English | 40 % |
| ** (A2) Salluzzo,Michelle Anne | The School Age Child | 20 % |
| ** (A2) Samarron,Sandra L. | Nutrition, Foods, and Culinary Arts | 20 % |
| Sanchez,Hortencia Paras | Office Technology/Office Computer Applicati | 58 % |
| Sanchez,Jose de Jesus | Academic Guidance | 20 % |
| Sanchez,Jose de Jesus | Counselor | 38 % |
| Sanchez,Lilia G. | Spanish | 27 % |
| Sanchez,Rafael | English | 67 % |
| Schemel,Nathan C. | Film Production | 57 % |
| Scherer,Robert E. | Mathematics, General | 33 % |
| Scott,Mark W. | Administration of Justice | 60 % |
| Screechfield,Rosalie M. | Mathematics, General | 50 % |
| Secker,Martin D. | History | 20 % |
| Sellers,Gene R. | Mathematics, General | 53 % |
| Shadden,Ann M. | English | 27 % |
| Sher,Adrienne R. | Dramatic Arts | 50 % |
| Shima,Todd M. | Ethnic and Cultural Studies | 20 % |
| Shull,Leslie C. | Business and Commerce, General | 20 % |
| Silveira,Leslie C. | Counselor | 30 % |
| Singh,Jatinder P. | Computer Programming | 35 % |
| ** (A1) Smith,Jennifer L. | Mathematics, General | 52 % |
| Smith,Wade R. | Business Administration | 40 % |
| Starkey,Danielle F. | English | 20 % |
| Stassi,Shirley T. | Physical Education | 30 % |
| Stefani,Nancy | ESL Writing | 27 % |
| Stefani,Nancy | ESL Speaking/Listening | 27 % |
| Toney,Christina Yvette | Children with Special Needs | 20 % |
| Williams,Angelo A. | Sociology | 60 % |

REGULAR EMPLOYEES - OVERLOAD ASSIGNMENTS Spring 2018
American River College

| <u>Name</u> | <u>Subject</u> | <u>FTE</u> |
|---------------------------|-------------------------------|------------|
| Abdul,Alisher S. | Mathematics, General | 40 % |
| ** (A1) Afonso,Paulo M.J. | Astronomy | 15 % |
| Ahmadi,Al | Telecommunications Technology | 15 % |

FTE appearing as 0% for the current or upcoming semester is pending determination of assignment / load. FTE in previous semesters will appear as 1% for assignments between 0% and 1%. * = New Employee ** = Returning Employee
 Employees hired under equivalency criteria pursuant to Ed. Code Section 87359, Title V, Section 53430(a), and Board Policy 5123 will be identified as follows: A1;A3;A4;B1;B2;B3;B4=Experience / Education | A2 = Education | A5;B5 = Experience

REGULAR EMPLOYEES - OVERLOAD ASSIGNMENTS Spring 2018
American River College

| <u>Name</u> | <u>Subject</u> | <u>FTE</u> |
|------------------------------|---|------------|
| ** (A2) Angelone, Michael A. | English | 40 % |
| Auyeung, Tak | Computer Programming | 20 % |
| Ayala, Connie C. | Coordinator | 20 % |
| Badilla, Araceli | Job Seeking/Changing Skills | 13 % |
| Beaushaw, Frank W. | Diesel Technology | 58 % |
| Beckhorn, Nisha B. | Coordinator | 8 % |
| Bennett, Heidi Jillen-Fuller | Business and Commerce, General | 20 % |
| Black, Bethani A. | Physical Education | 15 % |
| Blaney, Julie | Health Occupations, General | 20 % |
| Burke, John P. | Mathematics, General | 20 % |
| Burleson, B. Kathryn | Technical Theater | 60 % |
| Chou, Susan S. | Nutrition, Foods, and Culinary Arts | 20 % |
| Condos, Marc A. | Business Management | 40 % |
| Corbin, Kirsten Bunce | Reading | 3 % |
| Davis, William E. | Coordinator | 5 % |
| Delgado, Diane C. | Coordinator | 8 % |
| ** (B5) Dieu, Anne Lenere | Fashion Design | 13 % |
| Domokos, Cristina I. | Mathematics, General | 20 % |
| ** (A2) Dumais, Laurence W. | Software Applications | 12 % |
| ** (A2) Dumais, Laurence W. | Computer Networking | 24 % |
| Dvorak, Michael C. | Mathematics, General | 20 % |
| Eifertsen, Dyne C. | Music | 33 % |
| Engler, Denise M. | English | 3 % |
| Engler, Denise M. | Reading | 20 % |
| Finnecy, Timothy J. | Physical Education | 15 % |
| Fish, Melissa M. | Business Administration | 20 % |
| Fortman, Anita J. | Counselor | 9 % |
| Fox, David E. | Software Applications | 47 % |
| Gelfman, Linda R. | Ceramics | 15 % |
| Gilman, Joseph A. | Music | 20 % |
| ** (B2) Green, Wesley P. | Computer Networking | 7 % |
| ** (B2) Green, Wesley P. | Computer Support | 10 % |
| Harris, Marianne | Library Science, General | 13 % |
| Hayes, Rebecca W. | Information Technology, General | 20 % |
| Hayes, Rebecca W. | Software Applications | 7 % |
| Hayes, Rebecca W. | World Wide Web Administration | 10 % |
| Hess, John F. | English | 20 % |
| Hughes, Ralph E. | Music | 20 % |
| Ilaga, Lisa Hunsaker | Respiratory Care/Therapy | 15 % |
| Jones, Vincent W. | Mathematics, General | 33 % |
| Jurach, Jeffrey P. | Real Estate | 20 % |
| Knirk, Brian D. | Culinary Arts | 30 % |
| Knirk, Brian D. | Restaurant and Food Services Management | 20 % |
| Kraft, Mary Ellen | Registered Nursing | 5 % |
| Lapierre, Arthur | Music | 15 % |
| Limon Guzman, Jesus A. | English | 27 % |
| Lopez, Veronica | Nutrition, Foods, and Culinary Arts | 20 % |
| Lovering, Janay N. | English | 40 % |
| Marte, Dyanne N. | Fashion Merchandising | 13 % |
| Martinez, Craig C. | Multimedia | 10 % |
| Martinez, Craig C. | Painting & Drawing | 15 % |

FTE appearing as 0% for the current or upcoming semester is pending determination of assignment / load. FTE in previous semesters will appear as 1% for assignments between 0% and 1%. * = New Employee ** = Returning Employee

Employees hired under equivalency criteria pursuant to Ed. Code Section 87359, Title V, Section 53430(a), and Board Policy 5123 will be identified as follows: A1;A3;A4;B1;B2;B3;B4 = Experience / Education | A2 = Education | A5;B5 = Experience

REGULAR EMPLOYEES - OVERLOAD ASSIGNMENTS Spring 2018

American River College

| <u>Name</u> | <u>Subject</u> | <u>FTE</u> |
|----------------------------|---|------------|
| Mattson,Sarah S. | Painting & Drawing | 42 % |
| Morgan,Roxanne | English | 20 % |
| Morris,Ronald Ray | Marketing & Distribution | 20 % |
| Morris,Ronald Ray | Real Estate | 20 % |
| Nazareno,Randy P. | Counselor | 18 % |
| Nehrebecki,Helene Renee | Mathematics, General | 20 % |
| ** (B4) O'Brien,Roxanne | Culinary Arts | 15 % |
| ** (B4) O'Brien,Roxanne | Restaurant and Food Services Management | 20 % |
| Overgard,Jayne A. | Mathematics, General | 20 % |
| Parker,Laura L. | Sculpture | 13 % |
| Parks,Judith | Restaurant and Food Services Management | 40 % |
| Pollard,Margaret P. | Accounting | 53 % |
| Quintero,Robert A. | Academic Guidance | 20 % |
| Ramirez,Richard A. | Academic Guidance | 20 % |
| Ramones,Susan F. | Biology, General | 20 % |
| Reese,Mark A. | Welding Technology | 23 % |
| Reynolds,Tera L | Coordinator | 8 % |
| Riley,Lonetta L. | Administration of Justice | 40 % |
| Roberts-Law,Lisa E. | Counselor | 4 % |
| Sabzevary,Iraj | Database Design and Administration | 39 % |
| Sanchez,Brett Aaron | Mathematics, General | 40 % |
| Scalzi-Pesola,Jennifer S. | Job Seeking/Changing Skills | 7 % |
| Schuster,Randall O. | Drafting Technology | 20 % |
| Sichi,Cielo P. | Landscape Design & Maintenance | 28 % |
| Silva,Nancy E. | Film Studies | 20 % |
| Silva,Nancy E. | Dramatic Arts | 20 % |
| Simpson,William C. | Physics, General | 35 % |
| Smith,Craig N. | Fine Arts, General | 20 % |
| Smith,Craig N. | Applied Photography | 28 % |
| Stoehr,Matthew L. | Multimedia | 15 % |
| Stoehr,Matthew L. | Animation | 15 % |
| ** (A1) Stokes,Clarence C. | Software Applications | 35 % |

REGULAR EMPLOYEES - OVERLOAD ASSIGNMENTS Spring 2018

Cosumnes River College

| <u>Name</u> | <u>Subject</u> | <u>FTE</u> |
|---------------------------|--------------------------------------|------------|
| Aldredge,Teresa W. | Human Services | 35 % |
| Aldredge,Teresa W. | Academic Guidance | 7 % |
| Andrews,David C. | Plant Science | 15 % |
| Andrews,David C. | Horticulture | 15 % |
| Avalos,Amy M. | Guidance | 13 % |
| Avalos,Amy M. | General Work Experience | 20 % |
| ** (A5) Beyrer,Gregory M. | Academic Guidance | 7 % |
| Burns,Cori B. | Health Occupations, General | 20 % |
| Burns,Cori B. | Clinical Medical Assisting | 13 % |
| Carlson,William D. | Automotive Technology | 15 % |
| Connally,Ryan | Construction Crafts Technology | 45 % |
| Connally,Ryan | Civil & Construction Mgmt Technology | 15 % |
| ** (A5) Do,Minhhong T. | Vietnamese | 15 % |
| Edman,Jeanne L. | Psychology, General | 40 % |

FTE appearing as 0% for the current or upcoming semester is pending determination of assignment / load. FTE in previous semesters will appear as 1% for assignments between 0% and 1%. * = New Employee ** = Returning Employee

Employees hired under equivalency criteria pursuant to Ed. Code Section 87359, Title V, Section 53430(a), and Board Policy 5123 will be identified as follows: A1;A3;A4;B1;B2;B3;B4=Experience / Education | A2 = Education | A5;B5 = Experience

REGULAR EMPLOYEES - OVERLOAD ASSIGNMENTS Spring 2018
Cosumnes River College

| <u>Name</u> | <u>Subject</u> | <u>FTE</u> |
|--------------------------|---|------------|
| Ellis,John J | Architecture and Architectural Technology | 8 % |
| Farley,Rhonda | ESL Reading | 27 % |
| Fong,Hoyt S. | Human Services | 20 % |
| Fortunato,Monique | Anthropology | 20 % |
| Frazee,James C. | Psychology, General | 40 % |
| Frigm,Michael P. | Culinary Arts | 30 % |
| Hagenburger,Timaree A. | Nutrition, Foods, and Culinary Arts | 20 % |
| Hannan,Everett J. | Psychology, General | 40 % |
| Harrell,Kim E. | Sign Language | 20 % |
| Huffman,Elizabeth A. | Political Science | 20 % |
| Kim,Steve | Health Information Technology | 13 % |
| LaNier,Winnie M. | Student Government | 20 % |
| Lewis Jr.,Howard | Plant Science | 28 % |
| Lewis Jr.,Howard | Agriculture Business, Sales and Service | 20 % |
| Mapeso,Ray | Human Services | 40 % |
| Marshall-Mills,Denise L. | Academic Guidance | 40 % |
| Mathis,Jaqueline S. | Academic Guidance | 40 % |
| McHugh,Matthew E. | Emergency Medical Services | 60 % |
| Mojica,Edward | Architecture and Architectural Technology | 7 % |
| Mojica,Edward | Other Architecture & Environ Design | 43 % |
| Newman,Jason C. | History | 20 % |
| Ninh,Thien-Huong T | Sociology | 20 % |
| Noel,Brian E | Automotive Technology | 55 % |
| Paskey,Amanda M. | Anthropology | 20 % |
| Paskey,Amanda M. | Archaeology | 20 % |
| Roberts,Jason M. | Welding Technology | 62 % |
| Rogers,Kevin M. | Automotive Technology | 34 % |
| Saller,Brandon D. | Engineering, General | 13 % |
| Sharkey,Debra A. | Geography | 20 % |

REGULAR EMPLOYEES - OVERLOAD ASSIGNMENTS Spring 2018
Folsom Lake College

| <u>Name</u> | <u>Subject</u> | <u>FTE</u> |
|----------------------------|--|------------|
| ** (A1) Alexander,Jenna M. | Physical Education | 15 % |
| ** (A1) Alexander,Jenna M. | Health Education | 20 % |
| Brinkley,Amy E. | Library Science, General | 7 % |
| Curran,Timothy M. | Mathematics, General | 47 % |
| Eitel,Joseph E. | Mathematics, General | 27 % |
| Eiteneer-Harmon,Daria N. | Astronomy | 40 % |
| ** (B2) Ellerman,Curtis H. | Real Estate | 20 % |
| Fowler,Caleb L. | Computer Programming | 30 % |
| Hale,Daniel R. | Astronomy | 20 % |
| Harden,Jeremy | Mathematics, General | 33 % |
| Jensen,Wayne C. | Mathematics, General | 27 % |
| Johnson,Justin Louis | Physical Education | 15 % |
| Johnson,Justin Louis | Exercise Sciences/Physiology and Movemen | 20 % |

FTE appearing as 0% for the current or upcoming semester is pending determination of assignment / load. FTE in previous semesters will appear as 1% for assignments between 0% and 1%. * = New Employee ** = Returning Employee
 Employees hired under equivalency criteria pursuant to Ed. Code Section 87359, Title V, Section 53430(a), and Board Policy 5123 will be identified as follows: A1;A3;A4;B1;B2;B3;B4=Experience / Education | A2 = Education | A5;B5 = Experience

**REGULAR EMPLOYEES - OVERLOAD ASSIGNMENTS Spring 2018
Sacramento City College**

| <u>Name</u> | <u>Subject</u> | <u>FTE</u> |
|-------------------------------|---|------------|
| Block,Angela M. | Sociology | 40 % |
| ** (B5) Bonawitz,Marcia C. | Cosmetology and Barbering | 43 % |
| Buonauro,John C. | Environmental Control Technology (HVAC) | 35 % |
| Cypret,Phillip B. | Aeronautical & Aviation Technology | 17 % |
| Davis,Craig | Geographic Information Systems | 3 % |
| Fitzpatrick,Kenneth E. | Drafting Technology | 13 % |
| Frank,Paul E. | Political Science | 40 % |
| Giovannetti,Lynne R. | Fashion Design | 13 % |
| Giovannetti,Lynne R. | Fashion Production | 28 % |
| Heningburg,Keith R. | History | 20 % |
| Hodge,Tracey L. | General Work Experience | 20 % |
| ** (A5) Hoerl,Ada Boone | Occupational Therapy Technology | 3 % |
| Hogarty,Patrick | Real Estate | 27 % |
| Hogarty,Patrick | Computer Networking | 23 % |
| Holt,Julie A. | Coordinator | 10 % |
| Huang,Ling | Chemistry, General | 30 % |
| Hwang,Joel | Chemistry, General | 27 % |
| Iredale,Michael J. | Nursing | 16 % |
| Ishchuk,Alexandr A. | Chemistry, General | 7 % |
| Johnson,Denise M. | Biology, General | 8 % |
| Johnson,Denise M. | Physiology (Includes Anatomy) | 20 % |
| Johnson,Lawrence F. | Aeronautical & Aviation Technology | 33 % |
| Kaina,Abdelaziz | Information Technology, General | 12 % |
| Kaina,Abdelaziz | Computer Networking | 39 % |
| Keys,Alan S. | Psychology, General | 15 % |
| ** (A1) Kirkpatrick,Nadine J. | Nutrition, Foods, and Culinary Arts | 20 % |
| Knudson,Kandace M. | Coordinator | 20 % |
| Leonard,Patti A. | Speech Communication | 40 % |
| Lucas,Andrea K. | Spanish | 53 % |
| Lucien,Darreis V. | Nursing | 13 % |
| ** (A1) Manuel,Mara L. | Nursing | 56 % |
| McDaid,Liam I. | Astronomy | 20 % |
| McKee,Georgeann M. | Administration of Justice | 20 % |
| Mom,Brian W. | Small Business and Entrepreneurship | 20 % |
| Mukarram,Abida | Computer Programming | 15 % |
| ** (A5) Ng,Wang C. | Electronics & Electric Technology | 20 % |
| ** (A5) Ng,Wang C. | Computer Electronics | 20 % |
| Ngassam,Valery N. | Physics, General | 30 % |
| Parks,Karen D. | Information Technology, General | 23 % |
| Parks,Karen D. | Software Applications | 18 % |
| Reynolds,Linda K. | Business and Commerce, General | 40 % |
| Richard Robicheau,Loretta J. | Job Seeking/Changing Skills | 13 % |
| Richardson,Michael B. | Physics, General | 28 % |
| ** (A2) Schutte,Matthew L. | Mathematics, General | 27 % |
| Serafini,Lisa L. | Botany, General | 13 % |
| Shiflet,Kurt J. | Music | 40 % |
| Stewart,Rachel R | Coordinator | 9 % |

FTE appearing as 0% for the current or upcoming semester is pending determination of assignment / load. FTE in previous semesters will appear as 1% for assignments between 0% and 1%. * = New Employee ** = Returning Employee

Employees hired under equivalency criteria pursuant to Ed. Code Section 87359, Title V, Section 53430(a), and Board Policy 5123 will be identified as follows: A1;A3;A4;B1;B2;B3;B4=Experience / Education | A2 = Education | A5;B5 = Experience

C L A S S I F I E D

| APPOINTMENT(S) | | | |
|--------------------------|---|--------------------|--------------------------|
| <u>Name</u> | <u>Position</u> | <u>Assigned to</u> | <u>Effective Date(s)</u> |
| Acevedo, Jacqueline | Student Personnel Assistant-Outreach Services | ARC | 12/13/17 |
| Cooper, Ruth E. | Custodian | SCC | 01/02/18 |
| Gallowglas, Robin | Financial Aid Supervisor | ARC | 12/18/17 |
| Moua, Boun K. | Student Personnel Assistant-Outreach Services | ARC | 12/14/17 |
| Stallings, Valerie A. | Clerk III, 90%, 10 months | CRC | 01/02/18 |
| Svyatoshchik, Anastasiya | Financial Aid Clerk II | ARC | 01/26/18 |

| PROMOTION(S) | | | |
|---------------------|--|--------------------|--------------------------|
| <u>Name</u> | <u>New Position (Current Position)</u> | <u>Assigned to</u> | <u>Effective Date(s)</u> |
| Arevalo, Maricela | Information Technology Business/ Technical Analyst I (Admissions/Records Evaluator/Degree Auditor) | DO CRC) | 12/14/17 |
| Brown, Reginald M. | Admissions/Records Evaluator I (Admissions/Records Clerk II) | SCC SCC) | 01/02/18 |
| Callaway, Rhonda M. | Counseling Supervisor (Student Personnel Assistant-Student Services) | FLC FLC) | 12/08/17 |
| Cisneros, Michael | Admissions/Records Evaluator I (Admissions/Records Clerk III) | SCC ARC) | 01/08/18 |
| Clark, Tiffany A. | Educational Center Supervisor (Outreach Specialist) | CRC CRC) | 12/11/17 |
| Lee, Tchong T. | Head Custodian (Custodian) | CRC CRC) | 11/17/17 |
| Sahakyan, David | Information Technology Business/ Technology Analyst I (Programmer II) | DO DO) | 12/07/17 |
| Stumpf, Jered L. | Maintenance Electrician (Maintenance Technician II) | FM ARC) | 01/08/18 |

C L A S S I F I E D

REASSIGNMENT(S)/TRANSFER(S)

| <u>Name</u> | <u>New Position (Current Position)</u> | <u>Assigned to</u> | <u>Effective Date(s)</u> |
|---------------|--|------------------------|------------------------------|
| Foon, Lana L. | Financial Aid Officer (Financial Aid Officer) | FLC ARC) | 01/12/18 |

RECLASSIFICATION(S)

| <u>Name</u> | <u>Proposed Position (Current Position)</u> | <u>Assigned to</u> | <u>Effective Date(s)</u> |
|-----------------------|--|------------------------|------------------------------|
| Anderson, Jae A. | Administrative Assistant III (Administrative Assistant II) | FLC FLC) | 07/01/17 |
| Bhatia, Gurpreet K. | Administrative Assistant III (Administrative Assistant II) | CRC CRC) | 07/01/17 |
| Castellon, Claudia | Administrative Assistant II (Administrative Assistant I) | DO DO) | 07/01/17 |
| Corpuz, Mary Grace G. | Administrative Assistant III (Administrative Assistant II) | CRC CRC) | 08/01/17 |
| Cuny, Theresa M. | Confidential Senior Human Resources Officer (Confidential Human Resources Officer) | DO DO) | 07/01/17 |
| Delucchi, Jennifer L. | Confidential Chancellor's Executive Officer (Confidential Chancellor's Executive Assistant) | DO DO) | 07/01/17 |
| Farlow, Kristin L. | Administrative Assistant III (Administrative Assistant II) | ARC ARC) | 07/01/17 |
| Harris, Paul J. | Confidential Principal Internal Auditor (Confidential Internal Auditor) | DO DO) | 07/01/17 |
| Lam, Elizabeth | Administrative Assistant II (Administrative Assistant I) | SCC SCC) | 10/12/17 |
| Machado, Laura F. | Confidential Business Services Officer (Confidential Executive Assistant) | DO DO) | 07/01/17 |
| Molina, Socorro | Administrative Assistant II (Administrative Assistant I) | DO DO) | 07/01/17 |
| Moskalyuk, Olga A. | Administrative Assistant III (Administrative Assistant II) | FLC FLC) | 07/01/17 |

C L A S S I F I E D

RECLASSIFICATION(S), CONTINUED

| <u>Name</u> | <u>Proposed Position (Current Position)</u> | <u>Assigned to</u> | <u>Effective Date(s)</u> |
|-----------------------|---|------------------------|------------------------------|
| Oesterman, Emmie L. | Confidential Principal Information Systems Auditor (Confidential Internal Auditor | DO DO) | 07/01/17 |
| Pennell, Annaliese M. | Administrative Assistant II (Administrative Assistant I | DO DO) | 07/05/17 |
| Retter, Evelyn | Administrative Assistant III (Administrative Assistant II | SCC SCC) | 07/01/17 |
| Schlesinger, Debra L. | Administrative Assistant III (Administrative Assistant I | DO DO) | 07/01/17 |
| Singleton, Lolita J. | Administrative Assistant III (Administrative Assistant II | SCC SCC) | 07/01/17 |
| Talbott, Beth A. | Administrative Assistant II (Administrative Assistant I | ARC ARC) | 07/01/17 |
| Wigner, Teresa E. | Administrative Assistant III (Administrative Assistant II | ARC ARC) | 07/01/17 |

RESIGNATION(S)

| <u>Name</u> | <u>Position</u> | <u>Assigned to</u> | <u>Effective Date(s)</u> |
|--------------------|---|------------------------|------------------------------|
| Doan, De V. | Research Analyst | DO | 12/09/17 |
| Thomas, Shantel N. | Student Personnel Assistant-Student Services | CRC | 12/20/17 |

RETIREMENT(S)

| <u>Name</u> | <u>Position</u> | <u>Assigned to</u> | <u>Effective Date(s)</u> |
|--------------------|--|------------------------|------------------------------|
| Stalemo, Ronald G. | Custodian (After 29 years of service) | CRC | 12/31/17 |

SEPARATION(S) OF SERVICE

| <u>Name</u> | <u>Position</u> | <u>Date</u> |
|--------------------------|--|-------------|
| Nguyen, Ha T. (deceased) | Library Technician (11+ years of service) | 12/12/17 |

| |
|---|
| Temporary Classified Employees Education Code 88003 (Per AB 500) <i>The individuals listed below are generally working in short term, intermittent or interim assignments during the time frame designated,</i> |
|---|

| <u>Name</u> | <u>Title</u> | <u>Effective Date</u> | <u>End Date</u> |
|---|--------------------------------|-----------------------|-----------------|
| <u>American River College</u> | | | |
| Grimes, John F | Instructional Assistant | 08/30/2017 | 06/30/2018 |
| Marquez, Jeffrey A | Special Projects | 11/25/2017 | 06/30/2018 |
| Rios, Benjamin A. | Custodian | 07/01/2017 | 06/30/2018 |
| Rios, Jesusa J | Bookstore Aide | 11/21/2017 | 06/30/2018 |
| Rizk, Georges Y. | Account Clerk I | 01/01/2018 | 06/30/2018 |
| Sailor, Maya L. | Instructional Assistant | 11/22/2017 | 06/30/2018 |
| Smith, Zachary D | Special Projects | 10/06/2017 | 06/30/2018 |
| <u>Cosumnes River College</u> | | | |
| Aldrich, Megan M | Instructional Assistant | 11/15/2017 | 06/30/2018 |
| Clark-Lamb, Dawn J. | Intrcollegiate Game Technician | 09/15/2017 | 06/30/2018 |
| Hacker Jr, Michael L. | Assistant Coach | 12/06/2017 | 06/30/2018 |
| Mochizuki, Jill T. | Art Model | 07/01/2017 | 06/30/2018 |
| Moorhouse, Richard J. | Special Projects | 11/06/2017 | 06/30/2018 |
| Reyes Cruz, Nanette M | Student Personnel Assistant | 10/24/2017 | 06/30/2018 |
| <u>District Office / Business and Economic Development Center / Facilities Management / Police Services</u> | | | |
| Hanna, Hind | Clerk I | 12/04/2017 | 06/30/2018 |
| <u>Folsom Lake College</u> | | | |
| Cunningham, Scott J. | Special Projects | 11/25/2017 | 06/30/2018 |
| Evans, Nicholas W | Reader/Tutor | 12/25/2017 | 06/30/2018 |
| Larson, Niels E. | Special Projects | 11/25/2017 | 06/30/2018 |
| Nall, Lara E | Special Projects | 11/29/2017 | 06/30/2018 |
| Rodriguez, Kurt W | Special Projects | 12/25/2017 | 06/30/2018 |
| Stevenson, Danica C | Reader/Tutor | 11/29/2017 | 06/30/2018 |
| <u>Sacramento City College</u> | | | |
| Baik, Ellaine E. | Clerk II | 11/27/2017 | 06/30/2018 |
| Curiel, Ruby T. | Student Personnel Assistant | 11/28/2017 | 06/30/2018 |
| Gregory, Robin L. | Instructional Assistant | 07/01/2017 | 06/30/2018 |
| Guerrero, Luis G. | Tutorial Services Assistant | 12/06/2017 | 06/30/2018 |
| Hart, Ronald J. | Instructional Assistant | 11/20/2017 | 06/30/2018 |
| Her, Jeeming | Bookstore Aide | 11/28/2017 | 06/30/2018 |
| Hernandez, Marisela | Studnt Succs & Supp Prgm Spec | 11/28/2017 | 06/30/2018 |
| Lofton, Mylah Z. | Bookstore Clerk I | 12/13/2017 | 06/30/2018 |
| Payan, Camielle N. | Bookstore Aide | 01/02/2018 | 06/30/2018 |

| <u>Name</u> | <u>Title</u> | <u>Effective Date</u> | <u>End Date</u> |
|--|-------------------------|-----------------------|-----------------|
| <u>Sacramento City College (continued)</u> | | | |
| Scott, Aaron M | Bookstore Aide | 11/25/2017 | 06/30/2018 |
| Sousa, Marianna | Special Projects | 12/04/2017 | 06/30/2018 |
| Vaden, Mikaela V. | Assistant Coach | 12/14/2017 | 06/30/2018 |
| Vang, Der | Bookstore Aide | 11/28/2017 | 06/30/2018 |
| Vang, Sean H. | Bookstore Aide | 11/28/2017 | 06/30/2018 |
| Zapuskalova, Anna | Instructional Assistant | 01/02/2018 | 06/30/2018 |

LOS RIOS COMMUNITY COLLEGE DISTRICT

PRESENTED TO BOARD OF TRUSTEES

DATE: January 10, 2018

| | | | |
|------------------------------------|---|------------------------------|---|
| SUBJECT: | Public Hearing: Collective Bargaining Proposals for LRSA and District | ATTACHMENT: Yes | |
| | | ENCLOSURE: None | |
| AGENDA ITEM: | Action Item A | TYPE OF BOARD CONSIDERATION: | |
| RECOMMENDED BY: | Brian King, Chancellor <i>Brian King</i> | CONSENT/ROUTINE | |
| | | FIRST READING | |
| APPROVED FOR CONSIDERATION: | Brian King, Chancellor <i>Brian King</i> | ACTION | X |
| | | INFORMATION | |

BACKGROUND:

Pursuant to Government Code Section 3547, et seq., all initial proposals of exclusive representatives of recognized employee groups and of the District are required to be presented at a public meeting of the District.

The Board and representatives of the Los Rios Supervisors Association (LRSA) have agreed to engage in an interest-based collaborative approach to negotiations. The collective bargaining agreement with LRSA expires on June 30, 2018. The parties wish to commence negotiations as soon as possible, with the goal of attempting to reach agreement as early as possible before the contract expires.

Consistent with the applicable code sections, the public has a right to be informed of those areas that the parties will be negotiating and to invite public comment at a meeting of the public school employer.

STATUS:

Consistent with local regulations, on December 13, 2017, the Board of Trustees scheduled a public hearing for the January 10, 2018 meeting to allow public comments regarding the collective bargaining proposals. The enclosed initial collective bargaining proposals for LRSA and the District have been available for public review since being presented to the Board of Trustees at the December 13, 2017 meeting.

RECOMMENDATION:

It is recommended that the Board of Trustees conduct a public hearing, receive the initial collective bargaining proposals of LRSA and the District, and adopt the District’s proposal.

Los Rios Supervisor's Association
Sunshine Letter for Collective Bargaining Initiation
LRSA Contract 2018-2021

The Los Rios Supervisor's Association values the communication and transparency that have, and continue to be foundational to the mutually beneficial relationship between the supervisors and the District. We ask that this letter serve as official notification of our interest to enter negotiations for our 2018 collective bargaining agreement. Further, we recognize the value of an interest based approach, and wish to make use of this method as it is reflective of our values and shared common culture.

Article 1 – Recognition

LRSA has an interest in adding a section to define key terms.

Article 5 – Personnel Policies

LRSA has an interest in discussing the professional growth of supervisory employees.

Article 7 – Work Schedules

LRSA has an interest in discussing supervisor's overtime and call back criteria and related compensation and vehicle assignment and usage.

Article 8 – Leaves with Pay

LRSA has an interest in discussing supervisor's use and accrual of sick leave, vacation, and birth of child leave.

Article 10 – Compensation Salary & Benefits

LRSA has an interest in discussing longevity increments and special compensation.

Article 11 – Fringe Benefits and Insurance Programs

LRSA has an interest in discussing health and welfare benefits for current employees and retirees.

Article 13 – Safety

LRSA has an interest in discussing police uniforms.

MOU's:

LRSA has an interest in reviewing any MOU's completed during the 2015-2018 contract period for potential incorporation into the 2018-2021 contract.

Alignment:

LRSA has an interest in updating and aligning any general relational language between the current LRCEA/SEIU contracts and the pending 2018-2021 contract.

LRSA 2018-2021 Negotiations District Interests

Article 5: Personnel Policies

Interest to ensure consistency and clarity in language, for example ensure the term “Self Evaluation/Staff Feedback Survey Form” is consistent and used where appropriate (5.4.2.1 & 5.4.2.3 for example).

Interest to ensure consistency and clarity in language, for example 5.4.4.6 uses the term “VPA/site administrator”. Consider reviewing this term throughout the contract for consistency and clarity.

Interest to review the criteria in section 5.9 Professional Growth to ensure it best meets employee’s needs. Also to review annual carryover amounts to best meet unit needs.

Article 7: Work Schedules

Interest to review 7.2.3.3 regarding call-back and consider removing unneeded language.

Article 8: Leaves with Pay

Interest to review language and update as needed to ensure consistency and compliance with current leave laws and regulations, including but not limited to Reporting Industrial Accident and Illness Leave (8.11) and Gainful Employment Disallowed (8.21.4).

Article 10: Compensation Salary & Benefits

Interest to update this section to reflect current procedures, including but not limited to updating 10.5.4 Longevity Increment and 10.9 Repayment of Money Owed District.

Interest to include Police Sergeants on-call stipend.

Article 11: Fringe Benefits and Insurance Programs

Interest to review and update language as appropriate to reflect current benefit and insurance programs.

Article 13: Safety

Interest to review and update section 13.10 Police Uniforms & 13.12 FM and Custodial Supervisor Uniforms to ensure currency and consistency.

Article 15: Non-Discrimination

Interest to update this section to ensure currency with state and federal law.

Appendix A/Attachment 1

Interest to update as needed to reflect current salary and benefits.

Appendix B: Forms

Interest to review Performance Evaluation form, Human Relations section.

Appendix C: Position Classifications

Interest to update to reflect current positions.

Additional

Interest to incorporate MOU's as appropriate.

Interest to update dates and delete any non-applicable language.

Interest to update language as needed to reflect current federal and state law and other mandates.

LOS RIOS COMMUNITY COLLEGE DISTRICT

PRESENTED TO BOARD OF TRUSTEES

DATE: January 10, 2018

| | | | |
|------------------------------------|---|------------------------------|---|
| SUBJECT: | Salary Schedule Modifications | ATTACHMENT: Yes | |
| | | ENCLOSURE: None | |
| AGENDA ITEM: | Action Item A | TYPE OF BOARD CONSIDERATION: | |
| RECOMMENDED BY: | <div style="text-align: right;"><i>Theresa Matista</i></div> Theresa Matista, Vice Chancellor Finance & Administration | CONSENT/ROUTINE | |
| | | FIRST READING | |
| APPROVED FOR CONSIDERATION: | <div style="text-align: right;"><i>Brian King</i></div> Brian King, Chancellor | ACTION | X |
| | | INFORMATION | |

BACKGROUND:

The District and employee groups periodically review job classifications for currency. At times, the result of the review may include a change in placement. The LRCEA and SEIU agreements include formal processes to review classifications for those units. Separately, salary schedule placement changes may be recommended to align relative to other positions, due to organizational changes, or a significant change in scope. Following negotiations with LRCEA and discussions with Confidential employees, the District is recommending salary schedule revisions, new classifications, and placement changes for certain classifications in those employee groups. Lastly, the management salary schedule is revised to increase the “B” and “C” ranges by 4%.

STATUS:

As indicated in the attached memorandum of understanding, the LRCEA and the District have agreed to add a third level to the Administrative Assistant Series and to reclassify certain positions as appropriate effective to 7/1/17.

The Confidential salary schedule is proposed to be expanded by four additional ranges along with placement changes for certain positions. In addition, four new job classifications are added to the unit. These new classifications will not result in additional positions. Incumbents in existing positions will be reclassified from existing positions.

Placement changes for employees who will be placed in a new or a revised classification are shown in the Human Resources Transactions agenda item.

RECOMMENDATION:

It is recommended that the Board of Trustees approve effective to 7/1/17 the following 2017-18 interim salary schedules: LRCEA Classified Salary Schedule, Confidential Employees Salary Schedule, and Management Salary Schedule and Board approval of the memorandum of understanding with LRCEA.

LOS RIOS COMMUNITY COLLEGE DISTRICT
Memorandum of Understanding
LRCEA

Background

The LRCEA contract includes provisions for review of the unit's job classifications. The purpose of the review is to ensure that job descriptions are current and accurately reflect the duties of each classification. Although the purpose of the review does not include changes to placement, it can result in changes based upon organizational needs.

During the review of the current family, discussion occurred regarding the assignment of administrative assistants and the designation within the district of certain administrative assistant positions as Confidential positions.

The committee recommendation is to add a third level to the AA classification. This third level will be assigned to VP positions and above except where a Confidential AA is warranted. The current AAll position will be assigned to AVP and Director I positions.

As current Confidential AA positions are vacated, those positions will be converted to Administrative Assistant III classifications as appropriate.

The cost for the change is estimated around \$36,500 and will be borne equally by the District and the LRCEA.

The following is agreed to:

Creation of a new job classification, Administrative Assistant III at range 30. Current AA's reporting to VPs or higher will be reclassified to the AAIII effective 7/1/17. The placement will be at the step that provides at least a 4% improvement.

Current AAls reporting to AVPS or equivalent and Director I positions will be reclassified to AAll with placement at the step that provides at least a 4% improvement effective 7/1/17.

The continuing cost for the classification changes will be borne as follows: the general purpose funded portion of any positions will be shared by the District and LRCEA 50:50. The cost for the classification change of any positions funded by categorical or restricted funds will be funded by the programs. The general purpose LRCEA portion will be charged against 2017-18 on-going funds and the LRCEA will be credited with one-time resources for the cost for the period of 7/1/17 to 6/30/18.

The District will fund the full cost of the reclassification for the period of 7/1/17 to 12/31/17 as a one-time expenditure.

For the LRCEA

For the District

Edward Bartholomew

Jim Matist 12/21/17

President 12/18/17

Brenda Bala 12/21/17

Los Rios Community College District
2017-18 Interim
Salary Ranges for LRCEA Classified Salary Schedule

| Job Code | Title | Range | Full Time Annual Salary | |
|-----------------|--|--------------|--------------------------------|-----------------|
| 0141 | Account Clerk I | 17 | 34,529 | - 47,274 |
| 0142 | Account Clerk II | 21 | 37,817 | - 51,776 |
| 0143 | Account Clerk III | 25 | 41,419 | - 56,706 |
| 0649 | Accountant | 35 | 51,994 | - 71,184 |
| 0198 | Accounting Specialist | 40 | 58,255 | - 79,756 |
| 0131 | Administrative Assistant I | 26 | 42,371 | - 58,011 |
| 0133 | Administrative Assistant II | 28 | 44,343 | - 60,710 |
| 0285 | Administrative Assistant III | 30 | 46,406 | - 63,534 |
| 0654 | Administrative Services Analyst | 44 | 63,802 | - 87,351 |
| 0171 | Admissions/Records Clerk I | 17 | 34,529 | - 47,274 |
| 0172 | Admissions/Records Clerk II | 20 | 36,967 | - 50,611 |
| 0173 | Admissions/Records Clerk III | 23 | 39,577 | - 54,185 |
| 0145 | Admissions/Records Evaluator I | 24 | 40,487 | - 55,431 |
| 0151 | Admissions/Records Evaluator II | 28 | 44,343 | - 60,710 |
| 0163 | Admissions/Records Evaluator/Degree Auditor | 29 | 45,362 | - 62,105 |
| 0819 | Alternate Media Design Specialist | 37 | 54,413 | - 74,497 |
| 0634 | Animal Health Instructional Technician | 30 | 46,406 | - 63,534 |
| 0798 | Assessment Center Testing Coordinator | 38 | 55,664 | - 76,210 |
| 0602 | Assistant Financial Aid Officer | 35 | 51,994 | - 71,184 |
| 0313 | Assistant Technical Director - Visual & Performing Arts Center (VAPAC) | 37 | 54,413 | - 74,497 |
| 0701 | Athletic Trainer | 37 | 54,413 | - 74,497 |
| 0742 | Attendance Services Assistant | 27 | 43,346 | - 59,345 |
| 0185 | Bookstore Assistant Manager | 37 | 54,413 | - 74,497 |
| 0182 | Bookstore Clerk I | 16 | 33,753 | - 46,211 |
| 0186 | Bookstore Clerk II | 18 | 35,323 | - 48,361 |
| 0184 | Bookstore Stock Clerk | 21 | 37,817 | - 51,776 |
| 0869 | Building Automation and Systems Integration Analyst | 57 | 85,746 | - 117,395 |
| 0804 | Business Services Assistant | 35 | 51,994 | - 71,184 |
| 0183 | Buyer - Bookstore I | 21 | 37,817 | - 51,776 |
| 0195 | Buyer - Bookstore II | 25 | 41,419 | - 56,706 |
| 0126 | Buyer I | 21 | 37,817 | - 51,776 |
| 0127 | Buyer II | 25 | 41,419 | - 56,706 |
| 0128 | Buyer III | 29 | 45,362 | - 62,105 |
| 0116 | Child Development Center Associate Teacher | 12 | 30,819 | - 42,193 |
| 0199 | Child Development Center Lead Teacher | 35 | 51,994 | - 71,184 |
| 0194 | Child Development Center Teacher | 26 | 42,371 | - 58,011 |
| 0192 | Child Development Services Analyst | 38 | 55,664 | - 76,210 |
| 0810 | Children's Center Clerk | 20 | 36,967 | - 50,611 |
| 0102 | Clerk II | 16 | 33,753 | - 46,211 |
| 0103 | Clerk III | 20 | 36,967 | - 50,611 |
| 0191 | College Development Officer | 35 | 51,994 | - 71,184 |
| 0650 | College Relations Specialist | 38 | 55,664 | - 76,210 |
| 0104 | Community Services Clerk | 22 | 38,687 | - 52,966 |
| 0739 | Computer Aided Drafting and Design Assistant | 42 | 60,965 | - 83,466 |
| 0803 | Contract Education Program Developer | 56 | 83,818 | - 114,755 |
| 0123 | Control Center Technician | 22 | 38,687 | - 52,966 |
| 0164 | Cook/Baker | 21 | 37,817 | - 51,776 |
| 0169 | Cosmetology Service Assistant | 30 | 46,406 | - 63,534 |
| 0109 | Counseling Clerk I | 17 | 34,529 | - 47,274 |
| 0110 | Counseling Clerk II | 21 | 37,817 | - 51,776 |
| 0744 | Data Communications Security Specialist | 61 | 93,911 | - 128,573 |
| 0283 | Digital Communications Specialist | 44 | 63,802 | - 87,351 |
| 0129 | Disabled Student Programs and Services (DSP&S) Clerk | 17 | 34,529 | - 47,274 |
| 0282 | District Financial Aid Specialist | 40 | 58,255 | - 79,756 |
| 0167 | Educational Center Assistant | 25 | 41,419 | - 56,706 |
| 0108 | Educational Center Clerk | 22 | 38,687 | - 52,966 |
| 0806 | Educational Media Design Specialist | 37 | 54,413 | - 74,497 |
| 0646 | Electronics Calibration and Repair Technician | 38 | 55,664 | - 76,210 |
| 0180 | Employee Benefits Specialist | 40 | 58,255 | - 79,756 |
| 0175 | Employee Benefits Technician | 29 | 45,362 | - 62,105 |
| 0312 | Event Services Specialist - Visual & Performing Arts Center (VAPAC) | 36 | 53,190 | - 72,821 |
| 0705 | Facilities Planning and Engineering Specialist | 56 | 83,818 | - 114,755 |

| Job Code | Title | Range | Full Time Annual Salary | |
|----------|--|-------|-------------------------|-----------|
| 0700 | Facilities Planning Specialist | 49 | 71,484 | - 97,868 |
| 0138 | Financial Aid Clerk I | 17 | 34,529 | - 47,274 |
| 0140 | Financial Aid Clerk II | 21 | 37,817 | - 51,776 |
| 0604 | Financial Aid Officer | 38 | 55,664 | - 76,210 |
| 0743 | Fiscal Services Accounting Specialist | 40 | 58,255 | - 79,756 |
| 0161 | Food Service Assistant I | 10 | 29,448 | - 40,317 |
| 0162 | Food Service Assistant II | 12 | 30,819 | - 42,193 |
| 0165 | Food Service Assistant Manager | 24 | 40,487 | - 55,431 |
| 0149 | Grant Coordination Clerk | 20 | 36,967 | - 50,611 |
| 0236 | Graphic Artist | 28 | 44,343 | - 60,710 |
| 0801 | Graphic Designer | 29 | 45,362 | - 62,105 |
| 0168 | Health Services Assistant | 21 | 37,817 | - 51,776 |
| 0718 | Information Technology Business/Technical Analyst I | 57 | 85,746 | - 117,395 |
| 0723 | Information Technology Business/Technical Analyst II | 61 | 93,911 | - 128,573 |
| 0748 | Information Technology Network Administrator Analyst I | 57 | 85,746 | - 117,395 |
| 0749 | Information Technology Network Administrator Analyst II | 61 | 93,911 | - 128,573 |
| 0726 | Information Technology Specialist I | 44 | 63,802 | - 87,351 |
| 0729 | Information Technology Specialist II | 50 | 73,128 | - 100,119 |
| 0745 | Information Technology Systems/Database Administrator Analyst I | 57 | 85,746 | - 117,395 |
| 0746 | Information Technology Systems/Database Administrator Analyst II | 61 | 93,911 | - 128,573 |
| 0242 | Information Technology Cable Plant Assistant | 50 | 73,128 | - 100,119 |
| 0809 | Information Technology Technician I | 25 | 41,419 | - 56,706 |
| 0152 | Information Technology Technician II | 31 | 47,473 | - 64,995 |
| 0208 | Instructional Assistant | 28 | 44,343 | - 60,710 |
| 0166 | Instructional Services Assistant I | 24 | 40,487 | - 55,431 |
| 0808 | Instructional Services Assistant II | 27 | 43,346 | - 59,345 |
| 0150 | Interpreter/Transliterater I | 28 | 44,343 | - 60,710 |
| 0153 | Interpreter/Transliterater II | 32 | 48,565 | - 66,490 |
| 0155 | Interpreter/Transliterater III | 36 | 53,190 | - 72,821 |
| 0207 | Laboratory Technician | 28 | 44,343 | - 60,710 |
| 0706 | Lead Facilities Planning and Engineering Specialist | 58 | 87,718 | - 120,095 |
| 0741 | Lead Instructional Assistant | 30 | 46,406 | - 63,534 |
| 0866 | Lead Instructional Services Assistant | 29 | 45,362 | - 62,105 |
| 0600 | Lead Laboratory Technician | 30 | 46,406 | - 63,534 |
| 0241 | Lead Library Technician | 28 | 44,343 | - 60,710 |
| 0157 | Lead Police Communication Dispatcher | 25 | 41,419 | - 56,706 |
| 0114 | Library Technician | 26 | 42,371 | - 58,011 |
| 0105 | Maintenance/Operations Clerk | 22 | 38,687 | - 52,966 |
| 0740 | Marketing Specialist - Economic Development Center | 50 | 73,128 | - 100,119 |
| 0231 | Media Systems/Resources Specialist | 50 | 73,128 | - 100,119 |
| 0200 | Media Systems/Resources Technician I | 32 | 48,565 | - 66,490 |
| 0223 | Media Systems/Resources Technician II | 38 | 55,664 | - 76,210 |
| 0115 | Operations Technician | 24 | 40,487 | - 55,431 |
| 0618 | Outreach Specialist | 38 | 55,664 | - 76,210 |
| 0660 | Payroll Accountant | 36 | 53,190 | - 72,821 |
| 0146 | Payroll Clerk I | 23 | 39,577 | - 54,185 |
| 0147 | Payroll Clerk II | 25 | 41,419 | - 56,706 |
| 0652 | Payroll Specialist | 40 | 58,255 | - 79,756 |
| 0179 | Payroll Technician | 29 | 45,362 | - 62,105 |
| 0156 | Police Communication Dispatcher | 23 | 39,577 | - 54,185 |
| 0702 | Printing Assistant | 35 | 51,994 | - 71,184 |
| 0106 | Printing Services Operator I | 17 | 34,529 | - 47,274 |
| 0107 | Printing Services Operator II | 20 | 36,967 | - 50,611 |
| 0178 | Printing Services Operator III | 23 | 39,577 | - 54,185 |
| 0802 | Printing Technician | 33 | 49,682 | - 68,019 |
| 0812 | Program Assistant - REBRAC | 23 | 39,577 | - 54,185 |
| 0197 | Program Assistant - Tech Prep | 23 | 39,577 | - 54,185 |
| 0268 | Programmer I | 44 | 63,802 | - 87,351 |
| 0269 | Programmer II | 50 | 73,128 | - 100,119 |
| 0174 | Public Relations Specialist | 38 | 55,664 | - 76,210 |
| 0640 | Public Relations Technician | 30 | 46,406 | - 63,534 |
| 0633 | Public Services Assistant | 35 | 51,994 | - 71,184 |
| 0219 | Reception/Telephone Console Attendant | 17 | 34,529 | - 47,274 |
| 0807 | Research Analyst | 50 | 73,128 | - 100,119 |
| 0639 | Risk Management Specialist | 40 | 58,255 | - 79,756 |
| 0417 | Sacramento Regional Public Safety Training Center (SRPSTC) Developer | 56 | 83,818 | - 114,755 |
| 0125 | Senior Buyer/Contract Specialist | 40 | 58,255 | - 79,756 |

| Job Code | Title | Range | Full Time Annual Salary | |
|-----------------|--|--------------|--------------------------------|-----------|
| 0735 | Senior Information Technology Business/Technical Analyst | 64 | 100,541 | - 137,650 |
| 0750 | Senior Information Technology Network Administrator Analyst | 64 | 100,541 | - 137,650 |
| 0196 | Senior Information Technology Specialist | 57 | 85,746 | - 117,395 |
| 0747 | Senior Information Technology Systems/Database Administrator Analyst | 64 | 100,541 | - 137,650 |
| 0731 | Senior Information Technology Technician | 38 | 55,664 | - 76,210 |
| 0276 | Senior Programmer | 57 | 85,746 | - 117,395 |
| 0158 | Staff Resources Center Assistant | 28 | 44,343 | - 60,710 |
| 0641 | Student Affairs Specialist | 44 | 63,802 | - 87,351 |
| 0124 | Student Personnel Assistant | 28 | 44,343 | - 60,710 |
| 0683 | Student Success & Support Program (SSSP) Specialist | 38 | 55,664 | - 76,210 |
| 0707 | TANF/CalWORKs Specialist | 38 | 55,664 | - 76,210 |
| 0271 | Telecommunications System Coordinator | 57 | 85,746 | - 117,395 |
| 0272 | Telecommunications System Designer | 57 | 85,746 | - 117,395 |
| 0234 | Theatre Technician | 28 | 44,343 | - 60,710 |
| 0281 | Ticket Office/Customer Relations Assistant-Visual & Performing Arts Center | 28 | 44,343 | - 60,710 |
| 0630 | Tutorial Services Assistant | 35 | 51,994 | - 71,184 |
| 0130 | Web & Media Design Specialist | 44 | 63,802 | - 87,351 |

The max salary amounts in range include the 10, 15, 20 and 25-year longevity increments.

Effective: July 1, 2017

Board Revised:

**Los Rios Community College District
2017-18 Interim**

Salary Ranges for Confidential Classified Positions

| Job Code | Titles | Range | Full Time Annual Salary |
|-----------------|---|--------------------|---|
| 0644 | Communications and Public Information Officer (E) | 17C 18C | 78,427 -- 107,373 81,564 - 111,668 |
| 0286 | Confidential Business Services Officer | 12C | 64,461 - 88,253 |
| 0135 | Confidential Chancellor's Executive Officer | 21C | 91,748 - 125,612 |
| 0632 | Confidential Financial Analyst (E) | 16C 17C | 75,410 -- 103,244 78,427 - 107,373 |
| 0177 | Confidential Human Resources Analyst | 11C | 61,982 -- 84,859 |
| 0121 | Confidential Human Resources Assistant I | 2C | 43,548 - 59,621 |
| 0148 | Confidential Human Resources Assistant II | 3C | 45,289 - 62,006 |
| 0170 | Confidential Human Resources Assistant III | 4C | 47,101 - 64,486 |
| 0635 | Confidential Human Resources Officer (E) | 18C | 81,564 - 111,668 |
| 0119 | Confidential Human Resources Specialist I | 5C | 48,985 - 67,065 |
| 0159 | Confidential Human Resources Specialist II | 6C | 50,945 - 69,748 |
| 0120 | Confidential Human Resources Specialist III | 8C | 55,102 - 75,439 |
| 0160 | Confidential Human Resources Training Specialist | 11C | 61,982 - 84,859 |
| 0638 | Confidential Internal Auditor (E) | 19C | 84,826 -- 116,135 |
| 0708 | Confidential Internal Auditor/Information Security Officer (E) | 19C | 84,826 -- 116,135 |
| 0708 | Confidential Principal Information Systems Auditor (E) | 23C | 99,235 - 135,862 |
| 0638 | Confidential Principal Internal Auditor (E) | 20C | 88,219 - 120,780 |
| 0645 | Confidential Senior Financial Analyst (E) | 19C 20C | 84,826 -- 116,135 88,219 - 120,780 |
| 0284 | Confidential Senior Human Resources Officer (E) | 19C | 84,826 - 116,135 |

The max salary in range includes the 10, 15, 20 and 25 year longevity increments.

(E) Exempt employee - not entitled to overtime provisions.

Effective: July 1, 2017

Board Revised:

**Los Rios Community College District
2017-18 Interim**

**Confidential Classified
Monthly Salary Schedule**

| Range | Hourly Step 1 | Monthly Step 1 | Step 2 | Step 3 | Step 4 | Step 5 | Step 6 | L1 * | L2 ** | L3*** | L4**** |
|--------------|----------------------|-----------------------|-----------------|-----------------|-----------------|-----------------|------------------|------------------|------------------|------------------|------------------|
| 1C | 20.13 | 3,489.39 | 3,628.97 | 3,774.12 | 3,925.09 | 4,082.10 | 4,245.38 | 4,415.19 | 4,591.80 | 4,683.64 | 4,777.31 |
| 2C | 20.94 | 3,628.97 | 3,774.12 | 3,925.09 | 4,082.10 | 4,245.38 | 4,415.19 | 4,591.80 | 4,775.47 | 4,870.98 | 4,968.40 |
| 3C | 21.77 | 3,774.12 | 3,925.09 | 4,082.10 | 4,245.38 | 4,415.19 | 4,591.80 | 4,775.47 | 4,966.48 | 5,065.81 | 5,167.13 |
| 4C | 22.64 | 3,925.09 | 4,082.10 | 4,245.38 | 4,415.19 | 4,591.80 | 4,775.47 | 4,966.48 | 5,165.14 | 5,268.44 | 5,373.82 |
| 5C | 23.55 | 4,082.10 | 4,245.38 | 4,415.19 | 4,591.80 | 4,775.47 | 4,966.48 | 5,165.14 | 5,371.75 | 5,479.18 | 5,588.77 |
| 6C | 24.49 | 4,245.38 | 4,415.19 | 4,591.80 | 4,775.47 | 4,966.48 | 5,165.14 | 5,371.75 | 5,586.62 | 5,698.35 | 5,812.31 |
| 7C | 25.47 | 4,415.19 | 4,591.80 | 4,775.47 | 4,966.48 | 5,165.14 | 5,371.75 | 5,586.62 | 5,810.09 | 5,926.29 | 6,044.81 |
| 8C | 26.49 | 4,591.80 | 4,775.47 | 4,966.48 | 5,165.14 | 5,371.75 | 5,586.62 | 5,810.09 | 6,042.49 | 6,163.34 | 6,286.60 |
| 9C | 27.55 | 4,775.47 | 4,966.48 | 5,165.14 | 5,371.75 | 5,586.62 | 5,810.09 | 6,042.49 | 6,284.19 | 6,409.87 | 6,538.07 |
| 10C | 28.65 | 4,966.48 | 5,165.14 | 5,371.75 | 5,586.62 | 5,810.09 | 6,042.49 | 6,284.19 | 6,535.55 | 6,666.27 | 6,799.60 |
| 11C | 29.80 | 5,165.14 | 5,371.75 | 5,586.62 | 5,810.09 | 6,042.49 | 6,284.19 | 6,535.55 | 6,796.97 | 6,932.91 | 7,071.58 |
| 12C | 30.99 | 5,371.75 | 5,586.62 | 5,810.09 | 6,042.49 | 6,284.19 | 6,535.55 | 6,796.97 | 7,068.85 | 7,210.22 | 7,354.44 |
| 13C | 32.23 | 5,586.62 | 5,810.09 | 6,042.49 | 6,284.19 | 6,535.55 | 6,796.97 | 7,068.85 | 7,351.60 | 7,498.63 | 7,648.61 |
| 14C | 33.52 | 5,810.09 | 6,042.49 | 6,284.19 | 6,535.55 | 6,796.97 | 7,068.85 | 7,351.60 | 7,645.67 | 7,798.58 | 7,954.55 |
| 15C | 34.86 | 6,042.49 | 6,284.19 | 6,535.55 | 6,796.97 | 7,068.85 | 7,351.60 | 7,645.67 | 7,951.49 | 8,110.52 | 8,272.73 |
| 16C | 36.25 | 6,284.19 | 6,535.55 | 6,796.97 | 7,068.85 | 7,351.60 | 7,645.67 | 7,951.49 | 8,269.55 | 8,434.94 | 8,603.64 |
| 17C | 37.71 | 6,535.55 | 6,796.97 | 7,068.85 | 7,351.60 | 7,645.67 | 7,951.49 | 8,269.55 | 8,600.33 | 8,772.34 | 8,947.78 |
| 18C | 39.21 | 6,796.97 | 7,068.85 | 7,351.60 | 7,645.67 | 7,951.49 | 8,269.55 | 8,600.33 | 8,944.34 | 9,123.23 | 9,305.70 |
| 19C | 40.78 | 7,068.85 | 7,351.60 | 7,645.67 | 7,951.49 | 8,269.55 | 8,600.33 | 8,944.34 | 9,302.12 | 9,488.16 | 9,677.93 |
| 20C | 42.41 | 7,351.60 | 7,645.67 | 7,951.49 | 8,269.55 | 8,600.33 | 8,944.34 | 9,302.12 | 9,674.20 | 9,867.69 | 10,065.04 |
| 21C | 44.11 | 7,645.67 | 7,951.49 | 8,269.55 | 8,600.33 | 8,944.34 | 9,302.12 | 9,674.20 | 10,061.17 | 10,262.39 | 10,467.64 |
| 22C | 45.87 | 7,951.49 | 8,269.55 | 8,600.33 | 8,944.34 | 9,302.12 | 9,674.20 | 10,061.17 | 10,463.62 | 10,672.89 | 10,886.35 |
| 23C | 47.71 | 8,269.55 | 8,600.33 | 8,944.34 | 9,302.12 | 9,674.20 | 10,061.17 | 10,463.62 | 10,882.16 | 11,099.80 | 11,321.80 |

*After 10 years of satisfactory service with Los Rios, a longevity increment will be awarded which is 4% of the appropriate range and step

** An additional longevity increment of 4% (8.16%) will be granted after fifteen (15) full years of service with the District.

*** An additional longevity increment of 2% (10.323%) will be granted after twenty (20) full years of service with the District.

**** An additional longevity increment of 2% (12.53%) will be granted after twenty-five (25) full years of service with the District.

Longevity increments 2, 3 and 4 are based on current step placement and any previously earned longevity (rate compounded).

Effective: July 1, 2017

Board Revised:

**Los Rios Community College District
2017-18 Interim**

**Confidential Classified
Annual Salary Schedule**

| Range | Step 1 | Step 2 | Step 3 | Step 4 | Step 5 | Step 6 | L1 * | L2 ** | L3*** | L4**** |
|--------------|---------------|----------------|----------------|----------------|----------------|----------------|----------------|----------------|----------------|----------------|
| 1C | 41,873 | 43,548 | 45,289 | 47,101 | 48,985 | 50,945 | 52,982 | 55,102 | 56,204 | 57,328 |
| 2C | 43,548 | 45,289 | 47,101 | 48,985 | 50,945 | 52,982 | 55,102 | 57,306 | 58,452 | 59,621 |
| 3C | 45,289 | 47,101 | 48,985 | 50,945 | 52,982 | 55,102 | 57,306 | 59,598 | 60,790 | 62,006 |
| 4C | 47,101 | 48,985 | 50,945 | 52,982 | 55,102 | 57,306 | 59,598 | 61,982 | 63,221 | 64,486 |
| 5C | 48,985 | 50,945 | 52,982 | 55,102 | 57,306 | 59,598 | 61,982 | 64,461 | 65,750 | 67,065 |
| 6C | 50,945 | 52,982 | 55,102 | 57,306 | 59,598 | 61,982 | 64,461 | 67,039 | 68,380 | 69,748 |
| 7C | 52,982 | 55,102 | 57,306 | 59,598 | 61,982 | 64,461 | 67,039 | 69,721 | 71,115 | 72,538 |
| 8C | 55,102 | 57,306 | 59,598 | 61,982 | 64,461 | 67,039 | 69,721 | 72,510 | 73,960 | 75,439 |
| 9C | 57,306 | 59,598 | 61,982 | 64,461 | 67,039 | 69,721 | 72,510 | 75,410 | 76,918 | 78,457 |
| 10C | 59,598 | 61,982 | 64,461 | 67,039 | 69,721 | 72,510 | 75,410 | 78,427 | 79,995 | 81,595 |
| 11C | 61,982 | 64,461 | 67,039 | 69,721 | 72,510 | 75,410 | 78,427 | 81,564 | 83,195 | 84,859 |
| 12C | 64,461 | 67,039 | 69,721 | 72,510 | 75,410 | 78,427 | 81,564 | 84,826 | 86,523 | 88,253 |
| 13C | 67,039 | 69,721 | 72,510 | 75,410 | 78,427 | 81,564 | 84,826 | 88,219 | 89,984 | 91,783 |
| 14C | 69,721 | 72,510 | 75,410 | 78,427 | 81,564 | 84,826 | 88,219 | 91,748 | 93,583 | 95,455 |
| 15C | 72,510 | 75,410 | 78,427 | 81,564 | 84,826 | 88,219 | 91,748 | 95,418 | 97,326 | 99,273 |
| 16C | 75,410 | 78,427 | 81,564 | 84,826 | 88,219 | 91,748 | 95,418 | 99,235 | 101,219 | 103,244 |
| 17C | 78,427 | 81,564 | 84,826 | 88,219 | 91,748 | 95,418 | 99,235 | 103,204 | 105,268 | 107,373 |
| 18C | 81,564 | 84,826 | 88,219 | 91,748 | 95,418 | 99,235 | 103,204 | 107,332 | 109,479 | 111,668 |
| 19C | 84,826 | 88,219 | 91,748 | 95,418 | 99,235 | 103,204 | 107,332 | 111,625 | 113,858 | 116,135 |
| 20C | 88,219 | 91,748 | 95,418 | 99,235 | 103,204 | 107,332 | 111,625 | 116,090 | 118,412 | 120,780 |
| 21C | 91,748 | 95,418 | 99,235 | 103,204 | 107,332 | 111,625 | 116,090 | 120,734 | 123,149 | 125,612 |
| 22C | 95,418 | 99,235 | 103,204 | 107,332 | 111,625 | 116,090 | 120,734 | 125,563 | 128,075 | 130,636 |
| 23C | 99,235 | 103,204 | 107,332 | 111,625 | 116,090 | 120,734 | 125,563 | 130,586 | 133,198 | 135,862 |

*After 10 years of satisfactory service with Los Rios, a longevity increment will be awarded which is 4% of the appropriate range and step

** An additional longevity increment of 4% (8.16%) will be granted after fifteen (15) full years of service with the District.

*** An additional longevity increment of 2% (10.323%) will be granted after twenty (20) full years of service with the District.

**** An additional longevity increment of 2% (12.53%) will be granted after twenty-five (25) full years of service with the District.

Longevity increments 2, 3 and 4 are based on current step placement and any previously earned longevity (rate compounded).

Effective: July 1, 2017

Board Revised:

**Los Rios Community College District
2017-18 Interim**

Salary Ranges for Confidential Classified Positions

| Job Code | Titles | Range | Full Time Annual Salary | | |
|----------|--|-------|----------------------------|---|---------|
| 0644 | Communications and Public Information Officer (E) | 18C | 81,564 | - | 111,668 |
| 0286 | Confidential Business Services Officer | 12C | 64,461 | - | 88,253 |
| 0135 | Confidential Chancellor's Executive Officer | 21C | 91,748 | - | 125,612 |
| 0632 | Confidential Financial Analyst (E) | 17C | 78,427 | - | 107,373 |
| 0121 | Confidential Human Resources Assistant I | 2C | 43,548 | - | 59,621 |
| 0148 | Confidential Human Resources Assistant II | 3C | 45,289 | - | 62,006 |
| 0170 | Confidential Human Resources Assistant III | 4C | 47,101 | - | 64,486 |
| 0635 | Confidential Human Resources Officer (E) | 18C | 81,564 | - | 111,668 |
| 0119 | Confidential Human Resources Specialist I | 5C | 48,985 | - | 67,065 |
| 0159 | Confidential Human Resources Specialist II | 6C | 50,945 | - | 69,748 |
| 0120 | Confidential Human Resources Specialist III | 8C | 55,102 | - | 75,439 |
| 0160 | Confidential Human Resources Training Specialist | 11C | 61,982 | - | 84,859 |
| 0708 | Confidential Principal Information Systems Auditor (E) | 23C | 99,235 | - | 135,862 |
| 0638 | Confidential Principal Internal Auditor (E) | 20C | 88,219 | - | 120,780 |
| 0645 | Confidential Senior Financial Analyst (E) | 20C | 88,219 | - | 120,780 |
| 0284 | Confidential Senior Human Resources Officer (E) | 19C | 84,826 | - | 116,135 |

The max salary in range includes the 10, 15, 20 and 25 year longevity increments.

(E) Exempt employee - not entitled to overtime provisions.

Effective: July 1, 2017

Board Revised:

**Los Rios Community College District
2017-18 Interim**

**Confidential Classified
Monthly Salary Schedule**

| Range | Hourly Step 1 | Monthly Step 1 | Step 2 | Step 3 | Step 4 | Step 5 | Step 6 | L1 * | L2 ** | L3*** | L4**** |
|-------|---------------|----------------|----------|----------|----------|----------|-----------|-----------|-----------|-----------|-----------|
| 1C | 20.13 | 3,489.39 | 3,628.97 | 3,774.12 | 3,925.09 | 4,082.10 | 4,245.38 | 4,415.19 | 4,591.80 | 4,683.64 | 4,777.31 |
| 2C | 20.94 | 3,628.97 | 3,774.12 | 3,925.09 | 4,082.10 | 4,245.38 | 4,415.19 | 4,591.80 | 4,775.47 | 4,870.98 | 4,968.40 |
| 3C | 21.77 | 3,774.12 | 3,925.09 | 4,082.10 | 4,245.38 | 4,415.19 | 4,591.80 | 4,775.47 | 4,966.48 | 5,065.81 | 5,167.13 |
| 4C | 22.64 | 3,925.09 | 4,082.10 | 4,245.38 | 4,415.19 | 4,591.80 | 4,775.47 | 4,966.48 | 5,165.14 | 5,268.44 | 5,373.82 |
| 5C | 23.55 | 4,082.10 | 4,245.38 | 4,415.19 | 4,591.80 | 4,775.47 | 4,966.48 | 5,165.14 | 5,371.75 | 5,479.18 | 5,588.77 |
| 6C | 24.49 | 4,245.38 | 4,415.19 | 4,591.80 | 4,775.47 | 4,966.48 | 5,165.14 | 5,371.75 | 5,586.62 | 5,698.35 | 5,812.31 |
| 7C | 25.47 | 4,415.19 | 4,591.80 | 4,775.47 | 4,966.48 | 5,165.14 | 5,371.75 | 5,586.62 | 5,810.09 | 5,926.29 | 6,044.81 |
| 8C | 26.49 | 4,591.80 | 4,775.47 | 4,966.48 | 5,165.14 | 5,371.75 | 5,586.62 | 5,810.09 | 6,042.49 | 6,163.34 | 6,286.60 |
| 9C | 27.55 | 4,775.47 | 4,966.48 | 5,165.14 | 5,371.75 | 5,586.62 | 5,810.09 | 6,042.49 | 6,284.19 | 6,409.87 | 6,538.07 |
| 10C | 28.65 | 4,966.48 | 5,165.14 | 5,371.75 | 5,586.62 | 5,810.09 | 6,042.49 | 6,284.19 | 6,535.55 | 6,666.27 | 6,799.60 |
| 11C | 29.80 | 5,165.14 | 5,371.75 | 5,586.62 | 5,810.09 | 6,042.49 | 6,284.19 | 6,535.55 | 6,796.97 | 6,932.91 | 7,071.58 |
| 12C | 30.99 | 5,371.75 | 5,586.62 | 5,810.09 | 6,042.49 | 6,284.19 | 6,535.55 | 6,796.97 | 7,068.85 | 7,210.22 | 7,354.44 |
| 13C | 32.23 | 5,586.62 | 5,810.09 | 6,042.49 | 6,284.19 | 6,535.55 | 6,796.97 | 7,068.85 | 7,351.60 | 7,498.63 | 7,648.61 |
| 14C | 33.52 | 5,810.09 | 6,042.49 | 6,284.19 | 6,535.55 | 6,796.97 | 7,068.85 | 7,351.60 | 7,645.67 | 7,798.58 | 7,954.55 |
| 15C | 34.86 | 6,042.49 | 6,284.19 | 6,535.55 | 6,796.97 | 7,068.85 | 7,351.60 | 7,645.67 | 7,951.49 | 8,110.52 | 8,272.73 |
| 16C | 36.25 | 6,284.19 | 6,535.55 | 6,796.97 | 7,068.85 | 7,351.60 | 7,645.67 | 7,951.49 | 8,269.55 | 8,434.94 | 8,603.64 |
| 17C | 37.71 | 6,535.55 | 6,796.97 | 7,068.85 | 7,351.60 | 7,645.67 | 7,951.49 | 8,269.55 | 8,600.33 | 8,772.34 | 8,947.78 |
| 18C | 39.21 | 6,796.97 | 7,068.85 | 7,351.60 | 7,645.67 | 7,951.49 | 8,269.55 | 8,600.33 | 8,944.34 | 9,123.23 | 9,305.70 |
| 19C | 40.78 | 7,068.85 | 7,351.60 | 7,645.67 | 7,951.49 | 8,269.55 | 8,600.33 | 8,944.34 | 9,302.12 | 9,488.16 | 9,677.93 |
| 20C | 42.41 | 7,351.60 | 7,645.67 | 7,951.49 | 8,269.55 | 8,600.33 | 8,944.34 | 9,302.12 | 9,674.20 | 9,867.69 | 10,065.04 |
| 21C | 44.11 | 7,645.67 | 7,951.49 | 8,269.55 | 8,600.33 | 8,944.34 | 9,302.12 | 9,674.20 | 10,061.17 | 10,262.39 | 10,467.64 |
| 22C | 45.87 | 7,951.49 | 8,269.55 | 8,600.33 | 8,944.34 | 9,302.12 | 9,674.20 | 10,061.17 | 10,463.62 | 10,672.89 | 10,886.35 |
| 23C | 47.71 | 8,269.55 | 8,600.33 | 8,944.34 | 9,302.12 | 9,674.20 | 10,061.17 | 10,463.62 | 10,882.16 | 11,099.80 | 11,321.80 |

*After 10 years of satisfactory service with Los Rios, a longevity increment will be awarded which is 4% of the appropriate range and step

** An additional longevity increment of 4% (8.16%) will be granted after fifteen (15) full years of service with the District.

*** An additional longevity increment of 2% (10.323%) will be granted after twenty (20) full years of service with the District.

**** An additional longevity increment of 2% (12.53%) will be granted after twenty-five (25) full years of service with the District.

Longevity increments 2, 3 and 4 are based on current step placement and any previously earned longevity (rate compounded).

Effective: July 1, 2017

Board Revised:

**Los Rios Community College District
2017-18 Interim**

**Confidential Classified
Annual Salary Schedule**

| Range | Step 1 | Step 2 | Step 3 | Step 4 | Step 5 | Step 6 | L1 * | L2 ** | L3*** | L4**** |
|--------------|---------------|---------------|---------------|---------------|---------------|---------------|-------------|--------------|--------------|---------------|
| 1C | 41,873 | 43,548 | 45,289 | 47,101 | 48,985 | 50,945 | 52,982 | 55,102 | 56,204 | 57,328 |
| 2C | 43,548 | 45,289 | 47,101 | 48,985 | 50,945 | 52,982 | 55,102 | 57,306 | 58,452 | 59,621 |
| 3C | 45,289 | 47,101 | 48,985 | 50,945 | 52,982 | 55,102 | 57,306 | 59,598 | 60,790 | 62,006 |
| 4C | 47,101 | 48,985 | 50,945 | 52,982 | 55,102 | 57,306 | 59,598 | 61,982 | 63,221 | 64,486 |
| 5C | 48,985 | 50,945 | 52,982 | 55,102 | 57,306 | 59,598 | 61,982 | 64,461 | 65,750 | 67,065 |
| 6C | 50,945 | 52,982 | 55,102 | 57,306 | 59,598 | 61,982 | 64,461 | 67,039 | 68,380 | 69,748 |
| 7C | 52,982 | 55,102 | 57,306 | 59,598 | 61,982 | 64,461 | 67,039 | 69,721 | 71,115 | 72,538 |
| 8C | 55,102 | 57,306 | 59,598 | 61,982 | 64,461 | 67,039 | 69,721 | 72,510 | 73,960 | 75,439 |
| 9C | 57,306 | 59,598 | 61,982 | 64,461 | 67,039 | 69,721 | 72,510 | 75,410 | 76,918 | 78,457 |
| 10C | 59,598 | 61,982 | 64,461 | 67,039 | 69,721 | 72,510 | 75,410 | 78,427 | 79,995 | 81,595 |
| 11C | 61,982 | 64,461 | 67,039 | 69,721 | 72,510 | 75,410 | 78,427 | 81,564 | 83,195 | 84,859 |
| 12C | 64,461 | 67,039 | 69,721 | 72,510 | 75,410 | 78,427 | 81,564 | 84,826 | 86,523 | 88,253 |
| 13C | 67,039 | 69,721 | 72,510 | 75,410 | 78,427 | 81,564 | 84,826 | 88,219 | 89,984 | 91,783 |
| 14C | 69,721 | 72,510 | 75,410 | 78,427 | 81,564 | 84,826 | 88,219 | 91,748 | 93,583 | 95,455 |
| 15C | 72,510 | 75,410 | 78,427 | 81,564 | 84,826 | 88,219 | 91,748 | 95,418 | 97,326 | 99,273 |
| 16C | 75,410 | 78,427 | 81,564 | 84,826 | 88,219 | 91,748 | 95,418 | 99,235 | 101,219 | 103,244 |
| 17C | 78,427 | 81,564 | 84,826 | 88,219 | 91,748 | 95,418 | 99,235 | 103,204 | 105,268 | 107,373 |
| 18C | 81,564 | 84,826 | 88,219 | 91,748 | 95,418 | 99,235 | 103,204 | 107,332 | 109,479 | 111,668 |
| 19C | 84,826 | 88,219 | 91,748 | 95,418 | 99,235 | 103,204 | 107,332 | 111,625 | 113,858 | 116,135 |
| 20C | 88,219 | 91,748 | 95,418 | 99,235 | 103,204 | 107,332 | 111,625 | 116,090 | 118,412 | 120,780 |
| 21C | 91,748 | 95,418 | 99,235 | 103,204 | 107,332 | 111,625 | 116,090 | 120,734 | 123,149 | 125,612 |
| 22C | 95,418 | 99,235 | 103,204 | 107,332 | 111,625 | 116,090 | 120,734 | 125,563 | 128,075 | 130,636 |
| 23C | 99,235 | 103,204 | 107,332 | 111,625 | 116,090 | 120,734 | 125,563 | 130,586 | 133,198 | 135,862 |

*After 10 years of satisfactory service with Los Rios, a longevity increment will be awarded which is 4% of the appropriate range and step

** An additional longevity increment of 4% (8.16%) will be granted after fifteen (15) full years of service with the District.

*** An additional longevity increment of 2% (10.323%) will be granted after twenty (20) full years of service with the District.

**** An additional longevity increment of 2% (12.53%) will be granted after twenty-five (25) full years of service with the District.

Longevity increments 2, 3 and 4 are based on current step placement and any previously earned longevity (rate compounded).

Effective: July 1, 2017

Board Revised:

Los Rios Community College District
2017-18 Interim
Management Salary Schedule
Full Time Annual

| Title | Range | Step 1 | Step 2 | Step 3 | Step 4 | Step 5 | + 10 Yr. Long. Based on Step 5 | + 15 Yr. Long. Based on Step 5 | + 20 Yr. Long. Based on Step 5 | + 20 Yr. Long. & Dr. Based on Step 5 |
|--|-------|---------|---------|---------|---------|---------|--------------------------------------|--------------------------------------|--------------------------------------|--|
| Deputy Chancellor (679) | C | 208,101 | 212,263 | 216,509 | 220,839 | 225,256 | 234,266 | 243,637 | 248,509 | 251,896 |
| | | 216,426 | 220,754 | 225,169 | 229,672 | 234,266 | 243,637 | 253,382 | 258,450 | 261,837 |
| Vice Chancellor/ College President (679) | B | 192,801 | 196,657 | 200,591 | 204,602 | 208,694 | 217,042 | 225,724 | 230,238 | 233,625 |
| | | 200,513 | 204,524 | 208,614 | 212,786 | 217,042 | 225,724 | 234,753 | 239,448 | 242,835 |
| Assoc. Vice Chancellor/ General Counsel (679) | A | 171,379 | 174,807 | 178,303 | 181,869 | 185,506 | 192,927 | 200,644 | 204,656 | 208,043 |
| Director/Manager II/ Vice President (674) | 1 | 149,378 | 152,365 | 155,413 | 158,521 | 161,691 | 168,159 | 174,885 | 178,383 | 181,770 |
| Director/Manager II/ Assoc. VP (672) | 2 | 140,062 | 142,863 | 145,720 | 148,635 | 151,607 | 157,672 | 163,978 | 167,258 | 170,645 |
| Director/Manager III/ Dean (670) | 3 | 131,327 | 133,953 | 136,632 | 139,365 | 142,152 | 147,838 | 153,752 | 156,827 | 160,214 |
| Director/Manager IV/ Dean III (668) | 4 | 123,136 | 125,599 | 128,111 | 130,673 | 133,287 | 138,618 | 144,163 | 147,046 | 150,433 |
| Director/Manager V (664) | 5 | 106,830 | 108,966 | 111,146 | 113,368 | 115,636 | 120,261 | 125,072 | 127,573 | 130,960 |
| Director/Manager VI (663) | 6 | 100,167 | 102,170 | 104,214 | 106,298 | 108,424 | 112,761 | 117,272 | 119,617 | 123,004 |
| Director/Manager VII (662) | 7 | 92,221 | 94,065 | 95,946 | 97,865 | 99,823 | 103,816 | 107,968 | 110,128 | 113,515 |
| Director/Manager VIII (665) | 8 | 86,469 | 88,199 | 89,963 | 91,762 | 93,597 | 97,341 | 101,235 | 103,259 | 106,646 |
| Director/Manager IX (669) | 9 | 81,077 | 82,698 | 84,352 | 86,039 | 87,760 | 91,270 | 94,921 | 96,820 | 100,207 |
| Director/Manager X (675) | 10 | 76,020 | 77,541 | 79,091 | 80,673 | 82,287 | 85,578 | 89,001 | 90,781 | 94,168 |

Educational Stipend: An educational stipend of \$3,387 will be provided to managers possessing an earned doctorate completed at an accredited institution or fully accredited in accordance with the American Bar Association or the California Bar Association. Accredited institution includes a postsecondary institution accredited by an accreditation agency recognized by either the U.S. Department of Education or the Council on Postsecondary and Vocational Education. The stipend amount is equivalent to the difference between Step 6 Class IV and Step 6 Class V on the LRCFT Salary Schedule A.

After 10 years of full-time service with Los Rios, a longevity increment will be awarded which will be 4% of the appropriate range and step.

An Additional 4% (8.16%) increment will be awarded after 15 years.

An Additional 2% (10.323%) increment will be awarded after 20 years.

The second and third longevity increments will be based on current step placement plus previously earned longevity increments (rate compounded).

Effective: July 1, 2017

Board Revised:

LOS RIOS COMMUNITY COLLEGE DISTRICT

2017-18 Interim

Management Salary Schedule

Without Doctoral Stipend

| Range | 1 | 1 + 10 yrs | 1 + 15 yrs | 1 + 20 yrs | 2 | 2 + 10 yrs | 2 + 15 yrs | 2 + 20 yrs | 3 | 3 + 10 yrs | 3 + 15 yrs | 3 + 20 yrs | 4 | 4 + 10 yrs | 4 + 15 yrs | 4 + 20 yrs | 5 | 5 + 10 yrs | 5 + 15 yrs | 5 + 20 yrs |
|----------|------------|------------|------------|------------|------------|------------|------------|------------|------------|------------|------------|------------|------------|------------|------------|------------|------------|------------|------------|------------|
| C | 208,104.44 | 216,425.50 | 225,082.52 | 229,584.17 | 212,263.47 | 220,754.01 | 229,584.17 | 234,175.85 | 216,508.74 | 225,169.09 | 234,175.85 | 238,859.37 | 220,838.91 | 229,672.47 | 238,859.37 | 243,636.56 | 225,255.69 | 234,265.92 | 243,636.56 | 248,509.29 |
| | 17,341.79 | 18,035.46 | 18,756.88 | 19,132.01 | 17,688.62 | 18,396.17 | 19,132.01 | 19,514.65 | 18,042.40 | 18,764.09 | 19,514.65 | 19,904.95 | 18,403.24 | 19,139.37 | 19,904.95 | 20,303.05 | 18,771.31 | 19,522.16 | 20,303.05 | 20,709.11 |
| | 933.19 | 970.52 | 1,009.34 | 1,029.53 | 951.85 | 989.93 | 1,029.53 | 1,050.12 | 970.89 | 1,009.73 | 1,050.12 | 1,071.12 | 990.31 | 1,029.92 | 1,071.12 | 1,092.54 | 1,010.12 | 1,050.52 | 1,092.54 | 1,114.39 |
| | 216,425.51 | 225,082.53 | 234,085.83 | 238,767.55 | 220,754.02 | 229,584.18 | 238,767.55 | 243,542.90 | 225,169.10 | 234,175.86 | 243,542.89 | 248,413.75 | 229,672.48 | 238,859.38 | 248,413.76 | 253,382.04 | 234,265.93 | 243,636.57 | 253,382.03 | 258,449.67 |
| | 18,035.46 | 18,756.88 | 19,507.15 | 19,897.30 | 18,396.17 | 19,132.02 | 19,897.30 | 20,295.24 | 18,764.09 | 19,514.66 | 20,295.24 | 20,701.15 | 19,139.37 | 19,904.95 | 20,701.15 | 21,115.17 | 19,522.16 | 20,303.05 | 21,115.17 | 21,537.47 |
| 970.52 | 1,009.34 | 1,049.71 | 1,070.71 | 989.93 | 1,029.53 | 1,070.71 | 1,092.12 | 1,009.73 | 1,050.12 | 1,092.12 | 1,113.96 | 1,029.92 | 1,071.12 | 1,113.96 | 1,136.24 | 1,050.52 | 1,092.54 | 1,136.24 | 1,158.97 | |
| B | 192,801.39 | 200,513.45 | 208,533.99 | 212,704.67 | 196,657.42 | 204,523.72 | 212,704.67 | 216,958.76 | 200,590.57 | 208,614.19 | 216,958.76 | 221,297.94 | 204,602.38 | 212,786.48 | 221,297.94 | 226,723.90 | 208,694.43 | 217,042.21 | 226,723.90 | 230,238.38 |
| | 16,066.78 | 16,709.45 | 17,377.83 | 17,725.39 | 16,388.12 | 17,043.64 | 17,725.39 | 18,079.90 | 16,715.88 | 17,384.52 | 18,079.90 | 18,441.50 | 17,050.20 | 17,732.21 | 18,441.50 | 18,810.33 | 17,391.20 | 18,086.85 | 18,810.33 | 19,186.53 |
| | 864.58 | 899.16 | 935.13 | 953.83 | 881.87 | 917.15 | 953.83 | 972.91 | 899.51 | 935.49 | 972.91 | 992.37 | 917.50 | 954.20 | 992.37 | 1,012.21 | 935.85 | 973.28 | 1,012.21 | 1,032.46 |
| | 200,513.45 | 208,533.99 | 216,875.35 | 221,212.86 | 204,523.72 | 212,704.67 | 221,212.86 | 225,637.12 | 208,614.19 | 216,958.76 | 225,637.12 | 230,149.85 | 212,786.47 | 221,297.93 | 230,149.85 | 234,752.85 | 217,042.20 | 225,723.89 | 234,752.85 | 239,447.91 |
| | 16,709.45 | 17,377.83 | 18,072.95 | 18,434.41 | 17,043.64 | 17,725.39 | 18,434.41 | 18,803.09 | 17,384.52 | 18,079.90 | 18,803.09 | 19,179.15 | 17,732.21 | 18,441.49 | 19,179.15 | 19,562.74 | 18,086.85 | 18,810.32 | 19,562.74 | 19,953.99 |
| 899.16 | 935.13 | 972.54 | 991.99 | 917.15 | 953.83 | 991.99 | 1,011.83 | 935.49 | 972.91 | 1,011.83 | 1,032.06 | 954.20 | 992.37 | 1,032.06 | 1,052.70 | 973.28 | 1,012.21 | 1,052.70 | 1,073.76 | |
| A | 171,379.15 | 178,234.32 | 185,363.69 | 189,070.96 | 174,806.73 | 181,799.00 | 189,070.96 | 192,852.38 | 178,302.86 | 185,434.97 | 192,852.37 | 196,709.42 | 181,868.92 | 189,143.68 | 196,709.43 | 200,643.62 | 185,506.30 | 192,926.55 | 200,643.61 | 204,656.48 |
| | 14,281.60 | 14,852.86 | 15,446.97 | 15,755.91 | 14,567.23 | 15,149.92 | 15,755.91 | 16,071.03 | 14,858.57 | 15,452.91 | 16,071.03 | 16,392.45 | 15,155.74 | 15,761.97 | 16,392.45 | 16,720.30 | 15,458.86 | 16,077.21 | 16,720.30 | 17,054.71 |
| | 768.52 | 799.26 | 831.23 | 847.85 | 763.89 | 815.24 | 847.85 | 864.81 | 799.56 | 831.55 | 864.81 | 882.11 | 815.56 | 848.18 | 882.11 | 899.75 | 831.87 | 865.14 | 899.75 | 917.74 |
| | 149,377.73 | 155,352.84 | 161,566.95 | 164,798.29 | 152,365.28 | 158,459.89 | 164,798.29 | 168,094.26 | 155,412.59 | 161,629.09 | 168,094.25 | 171,456.14 | 158,520.84 | 164,861.67 | 171,456.14 | 174,885.26 | 161,691.26 | 168,158.91 | 174,885.27 | 178,382.98 |
| | 12,448.14 | 12,946.07 | 13,463.91 | 13,733.19 | 12,697.11 | 13,204.99 | 13,733.19 | 14,007.86 | 12,951.05 | 13,469.09 | 14,007.86 | 14,288.01 | 13,210.07 | 13,738.47 | 14,288.01 | 14,573.77 | 13,474.27 | 14,013.24 | 14,573.77 | 14,865.25 |
| 669.86 | 696.65 | 724.52 | 739.01 | 683.25 | 710.58 | 739.01 | 753.79 | 696.92 | 724.79 | 753.79 | 768.86 | 710.86 | 739.29 | 768.86 | 784.24 | 725.07 | 754.08 | 784.24 | 799.92 | |
| 1 | 140,061.67 | 145,664.14 | 151,490.71 | 154,520.52 | 142,862.90 | 148,577.42 | 154,520.52 | 157,610.93 | 145,720.16 | 151,548.97 | 157,610.93 | 160,763.15 | 148,634.56 | 154,579.94 | 160,763.14 | 163,978.40 | 151,607.25 | 157,671.54 | 163,978.40 | 167,257.97 |
| | 11,671.81 | 12,138.68 | 12,624.23 | 12,876.71 | 11,905.24 | 12,381.45 | 12,876.71 | 13,134.24 | 12,143.35 | 12,629.08 | 13,134.24 | 13,396.93 | 12,386.21 | 12,881.66 | 13,396.93 | 13,664.87 | 12,633.94 | 13,139.30 | 13,664.87 | 13,938.16 |
| | 628.08 | 653.20 | 679.33 | 692.92 | 640.64 | 666.27 | 692.92 | 706.78 | 653.45 | 679.59 | 706.78 | 720.91 | 666.52 | 693.18 | 720.91 | 735.33 | 679.85 | 707.05 | 735.33 | 750.04 |
| | 131,326.62 | 136,579.68 | 142,042.87 | 144,883.73 | 133,953.15 | 139,311.28 | 144,883.73 | 147,781.40 | 136,632.21 | 142,097.50 | 147,781.40 | 150,737.03 | 139,364.85 | 144,939.44 | 150,737.02 | 153,751.76 | 142,152.15 | 147,838.24 | 153,751.77 | 156,826.81 |
| | 10,943.89 | 11,381.64 | 11,836.91 | 12,073.64 | 11,162.76 | 11,609.27 | 12,073.64 | 12,315.12 | 11,386.02 | 11,841.46 | 12,315.12 | 12,561.42 | 11,613.74 | 12,078.29 | 12,561.42 | 12,812.65 | 11,846.01 | 12,319.85 | 12,812.65 | 13,068.90 |
| 588.91 | 612.46 | 636.96 | 649.70 | 600.69 | 624.71 | 649.70 | 662.70 | 612.70 | 637.21 | 662.70 | 675.95 | 624.95 | 649.95 | 675.95 | 689.47 | 637.45 | 662.95 | 689.47 | 703.26 | |
| 4 | 123,136.32 | 128,061.77 | 133,184.24 | 135,847.92 | 125,599.05 | 130,623.01 | 135,847.93 | 138,564.89 | 128,111.03 | 133,235.47 | 138,564.89 | 141,336.19 | 130,673.25 | 135,900.18 | 141,336.19 | 144,162.91 | 133,286.72 | 138,618.19 | 144,162.92 | 147,046.18 |
| | 10,261.36 | 10,671.81 | 11,098.69 | 11,320.66 | 10,466.59 | 10,885.25 | 11,320.66 | 11,547.07 | 10,675.92 | 11,102.96 | 11,547.07 | 11,778.02 | 10,889.44 | 11,325.02 | 11,778.02 | 12,013.58 | 11,107.23 | 11,551.52 | 12,013.58 | 12,253.85 |
| | 552.18 | 574.27 | 597.24 | 609.18 | 563.22 | 585.75 | 609.18 | 621.37 | 574.49 | 597.47 | 621.37 | 633.79 | 585.98 | 609.42 | 633.79 | 646.47 | 597.70 | 621.61 | 646.47 | 659.40 |
| | 106,829.63 | 111,102.82 | 115,546.93 | 117,857.87 | 108,966.22 | 113,324.87 | 117,857.86 | 120,215.02 | 111,145.54 | 115,591.36 | 120,215.01 | 122,619.31 | 113,368.45 | 117,903.19 | 122,619.32 | 125,071.71 | 115,635.82 | 120,261.25 | 125,071.70 | 127,573.13 |
| | 8,902.47 | 9,258.57 | 9,628.91 | 9,821.49 | 9,080.52 | 9,443.74 | 9,821.49 | 10,017.92 | 9,262.13 | 9,632.61 | 10,017.92 | 10,218.28 | 9,447.37 | 9,825.27 | 10,218.28 | 10,422.64 | 9,636.32 | 10,021.77 | 10,422.64 | 10,631.09 |
| 479.06 | 498.22 | 518.15 | 528.51 | 488.64 | 508.18 | 528.51 | 539.08 | 498.41 | 518.35 | 539.08 | 549.86 | 508.38 | 528.71 | 549.86 | 560.86 | 518.55 | 539.29 | 560.86 | 572.08 | |
| 6 | 100,167.11 | 104,173.79 | 108,340.74 | 110,507.55 | 102,170.45 | 106,257.27 | 110,507.56 | 112,717.71 | 104,213.86 | 108,382.41 | 112,717.71 | 114,972.06 | 106,298.14 | 110,550.07 | 114,972.07 | 117,271.51 | 108,424.10 | 112,761.06 | 117,271.50 | 119,616.93 |
| | 8,347.26 | 8,681.15 | 9,028.40 | 9,208.96 | 8,514.20 | 8,854.77 | 9,208.96 | 9,393.14 | 8,684.49 | 9,031.87 | 9,393.14 | 9,581.01 | 8,858.18 | 9,212.51 | 9,581.01 | 9,772.63 | 9,035.34 | 9,396.76 | 9,772.63 | 9,968.08 |
| | 448.18 | 467.15 | 485.83 | 495.55 | 458.16 | 476.49 | 495.55 | 505.46 | 467.33 | 486.02 | 505.46 | 515.57 | 476.67 | 495.74 | 515.57 | 525.88 | 486.21 | 505.65 | 525.88 | 536.40 |
| | 92,220.73 | 95,909.56 | 99,745.94 | 101,740.86 | 94,065.14 | 97,827.75 | 101,740.86 | 103,775.68 | 95,946.44 | 99,784.30 | 103,775.67 | 105,851.18 | 97,865.37 | 101,779.98 | 105,851.18 | 107,968.20 | 99,822.68 | 103,815.59 | 107,968.21 | 110,127.57 |
| | 7,685.06 | 7,992.46 | 8,312.16 | 8,478.41 | 7,838.76 | 8,152.31 | 8,478.41 | 8,647.97 | 7,995.54 | 8,315.36 | 8,647.97 | 8,820.93 | 8,155.45 | 8,481.67 | 8,820.93 | 8,997.35 | 8,318.56 | 8,651.30 | 8,997.35 | 9,177.30 |
| 413.55 | 430.09 | 447.29 | 456.24 | 421.82 | 438.69 | 456.24 | 465.36 | 430.25 | 447.46 | 465.36 | 474.67 | 438.86 | 456.41 | 474.67 | 484.16 | 447.64 | 465.54 | 484.16 | 493.85 | |
| 8 | 86,469.31 | 89,928.08 | 93,525.20 | 95,395.70 | 88,198.70 | 91,726.65 | 95,395.72 | 97,303.63 | 89,962.67 | 93,561.18 | 97,303.63 | 99,249.70 | 91,761.92 | 95,432.40 | 99,249.70 | 101,234.69 | 93,597.16 | 97,341.05 | 101,234.69 | 103,259.38 |
| | 7,205.78 | 7,494.01 | 7,793.77 | 7,949.64 | 7,349.89 | 7,643.89 | 7,949.64 | 8,108.64 | 7,496.89 | 7,796.77 | 8,108.64 | 8,270.81 | 7,646.83 | 7,952.70 | 8,270.81 | 8,436.22 | 7,799.76 | 8,111.75 | 8,436.22 | 8,604.95 |
| | 387.75 | 403.26 | 419.40 | 427.78 | 395.51 | 411.33 | 427.78 | 436.34 | 403.42 | 419.56 | 436.34 | 445.07 | 411.49 | 427.95 | 445.07 | 453.97 | 419.72 | 436.51 | 453.97 | 463.05 |
| | 81,076.58 | 84,319.64 | 87,692.43 | 89,446.28 | 82,698.11 | 86,006.03 | 89,446.27 | 91,235.20 | 84,352.07 | 87,726.15 | 91,235.20 | 93,059.90 | 86,039.11 | 89,480.67 | 93,059.90 | 94,921.10 | 87,759.89 | 91,270.29 | 94,921.10 | 96,819.52 |
| | 6,756.38 | 7,026.64 | 7,307.70 | 7,453.86 | 6,891.51 | 7,167.17 | 7,453.86 | | | | | | | | | | | | | |

LOS RIOS COMMUNITY COLLEGE DISTRICT
2017-18 Interim
Management Salary Schedule
With Doctoral Stipend of \$3,387

| Range | 1 | 1 + 10 yrs | 1 + 15 yrs | 1 + 20 yrs | 2 | 2 + 10 yrs | 2 + 15 yrs | 2 + 20 yrs | 3 | 3 + 10 yrs | 3 + 15 yrs | 3 + 20 yrs | 4 | 4 + 10 yrs | 4 + 15 yrs | 4 + 20 yrs | 5 | 5 + 10 yrs | 5 + 15 yrs | 5 + 20 yrs |
|----------|----------------------|----------------------|----------------------|----------------------|----------------------|----------------------|----------------------|----------------------|----------------------|----------------------|----------------------|----------------------|----------------------|----------------------|----------------------|----------------------|----------------------|----------------------|----------------------|----------------------|
| C | 211,488.44 | 219,812.50 | 228,469.52 | 232,974.17 | 245,650.47 | 224,141.01 | 232,971.17 | 237,562.85 | 219,895.74 | 228,556.09 | 237,562.85 | 242,246.37 | 224,225.91 | 233,059.47 | 242,246.37 | 247,023.56 | 228,642.69 | 237,652.92 | 247,023.56 | 251,896.29 |
| | 17,624.04 | 19,317.71 | 19,039.13 | 19,414.26 | 17,970.87 | 18,678.42 | 19,414.26 | 19,796.90 | 18,324.65 | 19,046.34 | 19,796.90 | 20,187.20 | 18,685.49 | 19,421.62 | 20,187.20 | 20,585.30 | 19,953.56 | 19,804.41 | 20,585.30 | 20,991.36 |
| | 948.38 | 985.71 | 1,024.53 | 1,044.71 | 967.04 | 1,005.12 | 1,044.71 | 1,065.30 | 986.08 | 1,024.92 | 1,065.30 | 1,086.21 | 1,065.50 | 1,045.11 | 1,086.31 | 1,107.73 | 1,025.30 | 1,065.71 | 1,107.73 | 1,129.58 |
| | 219,812.51 | 228,469.53 | 237,472.83 | 242,154.55 | 224,141.02 | 232,971.18 | 242,154.55 | 246,929.90 | 228,556.10 | 237,562.86 | 246,929.89 | 251,800.75 | 233,059.48 | 242,246.38 | 251,800.76 | 256,769.04 | 237,652.93 | 247,023.57 | 256,769.03 | 261,836.67 |
| | 18,317.71 | 19,039.13 | 19,789.40 | 20,179.55 | 18,678.42 | 19,414.27 | 20,179.55 | 20,577.49 | 19,046.34 | 19,796.91 | 20,577.49 | 20,983.40 | 19,421.62 | 20,187.20 | 20,983.40 | 21,397.42 | 19,804.41 | 20,585.30 | 21,397.42 | 21,819.72 |
| | 985.71 | 1,024.53 | 1,064.90 | 1,005.89 | 1,005.12 | 1,044.71 | 1,085.89 | 1,107.31 | 1,024.92 | 1,065.30 | 1,107.31 | 1,129.15 | 1,045.11 | 1,086.31 | 1,129.15 | 1,151.43 | 1,065.71 | 1,107.73 | 1,151.43 | 1,174.16 |
| B | 196,188.39 | 203,900.45 | 214,920.99 | 216,091.67 | 200,044.42 | 207,910.72 | 216,091.67 | 220,345.76 | 203,977.57 | 212,001.19 | 220,345.76 | 224,684.94 | 207,989.38 | 216,173.48 | 224,684.94 | 229,110.90 | 212,081.43 | 220,429.21 | 229,110.90 | 233,625.38 |
| | 16,349.03 | 16,991.70 | 17,660.08 | 18,007.64 | 16,670.37 | 17,325.89 | 18,007.64 | 18,362.15 | 16,998.13 | 17,666.77 | 18,362.15 | 18,723.75 | 17,332.45 | 18,014.46 | 18,723.75 | 19,092.58 | 17,673.45 | 18,369.10 | 19,092.58 | 19,468.78 |
| | 879.77 | 914.26 | 950.32 | 969.02 | 897.06 | 932.34 | 969.02 | 988.10 | 914.70 | 950.68 | 988.10 | 1,007.56 | 932.69 | 969.29 | 1,007.56 | 1,027.40 | 951.04 | 988.47 | 1,027.40 | 1,047.65 |
| | 203,900.45 | 211,920.99 | 220,262.35 | 224,599.86 | 207,910.72 | 216,091.67 | 224,599.86 | 229,024.12 | 212,001.19 | 220,345.76 | 229,024.11 | 233,536.85 | 216,173.47 | 224,684.93 | 233,536.85 | 238,139.85 | 220,429.20 | 229,110.89 | 238,139.85 | 242,834.91 |
| | 16,991.70 | 17,660.08 | 18,355.20 | 18,716.66 | 17,325.89 | 18,007.64 | 18,716.66 | 19,085.34 | 17,666.77 | 18,362.15 | 19,085.34 | 19,461.40 | 18,014.46 | 18,723.74 | 19,461.40 | 19,844.99 | 18,369.10 | 19,092.57 | 19,844.99 | 20,236.24 |
| | 914.35 | 950.32 | 987.72 | 1,007.17 | 932.34 | 969.02 | 1,007.17 | 1,027.01 | 950.68 | 988.10 | 1,027.01 | 1,047.25 | 969.39 | 1,007.56 | 1,047.25 | 1,067.89 | 988.47 | 1,027.40 | 1,067.89 | 1,088.95 |
| A | 174,766.15 | 181,621.32 | 188,750.69 | 192,457.96 | 178,193.73 | 185,186.00 | 192,457.96 | 196,239.38 | 181,689.86 | 188,821.97 | 196,239.37 | 200,096.42 | 185,255.92 | 192,530.68 | 200,096.43 | 204,030.62 | 188,893.30 | 196,313.55 | 204,030.61 | 208,043.48 |
| | 14,563.85 | 15,135.11 | 15,729.22 | 16,038.16 | 14,849.48 | 15,432.17 | 16,038.16 | 16,353.28 | 15,140.82 | 15,735.16 | 16,353.28 | 16,674.70 | 15,437.99 | 16,044.22 | 16,674.70 | 17,002.55 | 15,741.11 | 16,359.46 | 17,002.55 | 17,336.96 |
| | 783.70 | 814.45 | 846.42 | 863.04 | 799.08 | 830.43 | 863.04 | 880.00 | 814.75 | 846.74 | 880.00 | 897.29 | 830.74 | 863.37 | 897.29 | 914.94 | 847.06 | 880.33 | 914.94 | 932.93 |
| 1 | 152,764.73 | 158,739.84 | 164,953.95 | 168,185.29 | 155,752.28 | 161,846.89 | 168,185.29 | 171,481.26 | 158,799.59 | 165,016.09 | 171,481.25 | 174,843.14 | 161,907.84 | 168,248.67 | 174,843.14 | 178,272.26 | 165,078.26 | 171,545.91 | 178,272.27 | 181,769.98 |
| | 12,730.39 | 13,228.32 | 13,746.16 | 14,015.44 | 12,979.36 | 13,487.24 | 14,015.44 | 14,290.11 | 13,233.30 | 13,751.34 | 14,290.10 | 14,570.26 | 13,492.32 | 14,020.72 | 14,570.26 | 14,856.02 | 13,756.52 | 14,295.49 | 14,856.02 | 15,147.50 |
| | 685.04 | 711.84 | 739.70 | 754.19 | 698.44 | 725.77 | 754.19 | 768.97 | 712.11 | 739.98 | 768.97 | 784.05 | 726.04 | 754.48 | 784.05 | 799.43 | 740.26 | 769.26 | 799.43 | 815.11 |
| 2 | 143,448.67 | 149,051.14 | 154,877.71 | 157,907.52 | 146,249.90 | 151,964.42 | 157,907.52 | 160,997.93 | 149,107.16 | 154,935.97 | 160,997.93 | 164,150.15 | 152,021.56 | 157,966.94 | 164,150.14 | 167,365.40 | 154,994.25 | 161,058.54 | 167,365.40 | 170,644.97 |
| | 11,954.06 | 12,420.93 | 12,906.48 | 13,158.96 | 12,187.49 | 12,663.70 | 13,158.96 | 13,416.49 | 12,425.60 | 12,911.33 | 13,416.49 | 13,679.18 | 12,668.46 | 13,163.91 | 13,679.18 | 13,947.12 | 12,916.19 | 13,421.55 | 13,947.12 | 14,220.41 |
| | 643.27 | 668.39 | 694.52 | 708.11 | 655.83 | 681.45 | 708.11 | 721.96 | 668.64 | 694.78 | 721.96 | 736.10 | 681.71 | 708.37 | 736.10 | 750.52 | 695.04 | 722.24 | 750.52 | 765.22 |
| 3 | 134,713.62 | 139,966.68 | 145,429.87 | 148,270.73 | 137,340.15 | 142,698.28 | 148,270.73 | 151,168.40 | 140,019.21 | 145,484.50 | 151,168.40 | 154,124.03 | 142,751.85 | 148,326.44 | 154,124.02 | 157,138.76 | 145,539.15 | 151,225.24 | 157,138.77 | 160,213.81 |
| | 11,226.14 | 11,663.89 | 12,119.16 | 12,355.89 | 11,445.01 | 11,891.52 | 12,355.89 | 12,597.37 | 11,668.27 | 12,123.71 | 12,597.37 | 12,843.67 | 11,895.99 | 12,360.54 | 12,843.67 | 13,094.90 | 12,128.26 | 12,602.10 | 13,094.90 | 13,351.15 |
| | 604.10 | 627.65 | 652.15 | 664.89 | 615.88 | 639.90 | 664.89 | 677.89 | 627.89 | 652.40 | 677.89 | 691.14 | 640.14 | 665.14 | 691.14 | 704.66 | 652.64 | 678.14 | 704.66 | 718.45 |
| 4 | 126,523.32 | 131,448.77 | 136,571.24 | 139,234.92 | 128,986.05 | 134,010.01 | 139,234.92 | 141,951.89 | 131,498.03 | 136,622.47 | 141,951.89 | 144,723.19 | 134,060.25 | 139,287.18 | 144,723.19 | 147,549.91 | 136,673.72 | 142,005.19 | 147,549.92 | 150,433.18 |
| | 10,543.61 | 10,954.06 | 11,380.94 | 11,602.91 | 10,748.84 | 11,167.50 | 11,602.91 | 11,829.32 | 10,958.17 | 11,385.21 | 11,829.32 | 12,060.27 | 11,171.69 | 11,607.27 | 12,060.27 | 12,295.83 | 11,389.48 | 11,833.77 | 12,295.83 | 12,536.10 |
| | 567.37 | 589.46 | 612.43 | 624.37 | 578.41 | 600.94 | 624.37 | 636.56 | 589.68 | 612.66 | 636.56 | 648.98 | 601.17 | 624.61 | 648.98 | 661.66 | 612.89 | 636.79 | 661.66 | 674.59 |
| 5 | 110,216.63 | 114,489.82 | 118,933.93 | 121,244.87 | 112,353.22 | 116,711.87 | 121,244.87 | 123,602.02 | 114,532.54 | 118,978.36 | 123,602.01 | 126,006.31 | 116,755.45 | 121,290.19 | 126,006.32 | 128,458.71 | 119,022.82 | 123,648.25 | 128,458.70 | 130,960.13 |
| | 9,184.72 | 9,540.82 | 9,911.16 | 10,103.74 | 9,362.77 | 9,725.99 | 10,103.74 | 10,300.17 | 9,544.38 | 9,914.86 | 10,300.17 | 10,500.53 | 9,729.62 | 10,107.52 | 10,500.53 | 10,704.89 | 9,918.57 | 10,304.02 | 10,704.89 | 10,913.34 |
| | 494.24 | 513.41 | 533.34 | 543.70 | 503.83 | 523.37 | 543.70 | 554.27 | 513.60 | 533.54 | 554.27 | 565.05 | 523.57 | 543.90 | 565.05 | 576.05 | 533.73 | 554.48 | 576.05 | 587.27 |
| 6 | 103,554.11 | 107,580.79 | 111,727.74 | 113,894.55 | 105,557.45 | 109,644.27 | 113,894.55 | 116,104.71 | 107,600.86 | 111,769.41 | 116,104.71 | 118,359.06 | 109,685.14 | 113,937.07 | 118,359.07 | 120,658.51 | 111,811.10 | 116,148.06 | 120,658.50 | 123,003.93 |
| | 8,629.51 | 8,963.40 | 9,310.65 | 9,491.21 | 8,796.45 | 9,137.02 | 9,491.21 | 9,675.39 | 8,966.74 | 9,314.12 | 9,675.39 | 9,863.26 | 9,140.43 | 9,494.76 | 9,863.26 | 10,054.88 | 9,317.59 | 9,679.01 | 10,054.88 | 10,250.33 |
| | 464.37 | 482.34 | 501.02 | 510.74 | 473.35 | 491.68 | 510.74 | 520.65 | 482.52 | 501.21 | 520.65 | 530.76 | 491.86 | 510.93 | 530.76 | 541.07 | 501.40 | 520.84 | 541.07 | 551.59 |
| 7 | 95,607.73 | 99,296.56 | 103,132.94 | 105,127.86 | 97,452.14 | 101,214.75 | 105,127.86 | 107,162.68 | 99,333.44 | 103,171.30 | 107,162.67 | 109,238.18 | 101,252.37 | 105,166.98 | 109,238.18 | 111,355.20 | 103,209.68 | 107,202.59 | 111,355.21 | 113,514.57 |
| | 7,967.31 | 8,274.71 | 8,594.41 | 8,760.66 | 8,121.01 | 8,434.56 | 8,760.66 | 8,930.22 | 8,277.79 | 8,597.61 | 8,930.22 | 9,103.18 | 8,437.70 | 8,763.92 | 9,103.18 | 9,279.60 | 8,600.81 | 8,933.55 | 9,279.60 | 9,459.55 |
| | 428.73 | 445.28 | 462.48 | 471.43 | 437.01 | 453.88 | 471.43 | 480.55 | 445.44 | 462.65 | 480.55 | 489.86 | 454.05 | 471.60 | 489.86 | 499.35 | 462.82 | 480.73 | 499.35 | 509.03 |
| 8 | 89,856.31 | 93,315.08 | 96,912.20 | 98,782.70 | 91,585.70 | 95,113.65 | 98,782.72 | 100,690.63 | 93,349.67 | 96,948.18 | 100,690.63 | 102,636.70 | 95,148.92 | 98,819.40 | 102,636.70 | 104,621.69 | 96,984.16 | 100,728.05 | 104,621.69 | 106,646.38 |
| | 7,488.03 | 7,776.26 | 8,076.02 | 8,231.89 | 7,632.14 | 7,926.14 | 8,231.89 | 8,390.89 | 7,779.14 | 8,079.02 | 8,390.89 | 8,553.06 | 7,929.08 | 8,234.95 | 8,553.06 | 8,718.47 | 8,082.01 | 8,394.00 | 8,718.47 | 8,887.20 |
| | 402.94 | 418.45 | 434.58 | 442.97 | 410.70 | 426.52 | 442.97 | 451.53 | 418.61 | 434.75 | 451.53 | 460.25 | 426.68 | 443.14 | 460.25 | 469.16 | 434.91 | 451.70 | 469.16 | 478.23 |
| 9 | 84,463.58 | 87,706.64 | 91,079.43 | 92,833.28 | 86,085.11 | 89,393.03 | 92,833.27 | | | | | | | | | | | | | |

Los Rios Community College District
2017-18 Interim
Management Salary Schedule
Full Time Annual

| Title | Range | Step 1 | Step 2 | Step 3 | Step 4 | Step 5 | + 10 Yr. Long. Based on Step 5 | + 15 Yr. Long. Based on Step 5 | + 20 Yr. Long. Based on Step 5 | + 20 Yr. Long. & Dr. Based on Step 5 |
|---|-------|---------|---------|---------|---------|---------|--------------------------------------|--------------------------------------|--------------------------------------|--|
| Deputy Chancellor (679) | C | 216,426 | 220,754 | 225,169 | 229,672 | 234,266 | 243,637 | 253,382 | 258,450 | 261,837 |
| Vice Chancellor/ College President (679) | B | 200,513 | 204,524 | 208,614 | 212,786 | 217,042 | 225,724 | 234,753 | 239,448 | 242,835 |
| Assoc. Vice Chancellor/ General Counsel (679) | A | 171,379 | 174,807 | 178,303 | 181,869 | 185,506 | 192,927 | 200,644 | 204,656 | 208,043 |
| Director/Manager II/ Vice President (674) | 1 | 149,378 | 152,365 | 155,413 | 158,521 | 161,691 | 168,159 | 174,885 | 178,383 | 181,770 |
| Director/Manager III/ Assoc. VP (672) | 2 | 140,062 | 142,863 | 145,720 | 148,635 | 151,607 | 157,672 | 163,978 | 167,258 | 170,645 |
| Director/Manager III/ Dean (670) | 3 | 131,327 | 133,953 | 136,632 | 139,365 | 142,152 | 147,838 | 153,752 | 156,827 | 160,214 |
| Director/Manager IV/ Dean III (668) | 4 | 123,136 | 125,599 | 128,111 | 130,673 | 133,287 | 138,618 | 144,163 | 147,046 | 150,433 |
| Director/Manager V (664) | 5 | 106,830 | 108,966 | 111,146 | 113,368 | 115,636 | 120,261 | 125,072 | 127,573 | 130,960 |
| Director/Manager VI (663) | 6 | 100,167 | 102,170 | 104,214 | 106,298 | 108,424 | 112,761 | 117,272 | 119,617 | 123,004 |
| Director/Manager VII (662) | 7 | 92,221 | 94,065 | 95,946 | 97,865 | 99,823 | 103,816 | 107,968 | 110,128 | 113,515 |
| Director/Manager VIII (665) | 8 | 86,469 | 88,199 | 89,963 | 91,762 | 93,597 | 97,341 | 101,235 | 103,259 | 106,646 |
| Director/Manager IX (669) | 9 | 81,077 | 82,698 | 84,352 | 86,039 | 87,760 | 91,270 | 94,921 | 96,820 | 100,207 |
| Director/Manager X (675) | 10 | 76,020 | 77,541 | 79,091 | 80,673 | 82,287 | 85,578 | 89,001 | 90,781 | 94,168 |

Educational Stipend: An educational stipend of \$3,387 will be provided to managers possessing an earned doctorate completed at an accredited institution or fully accredited in accordance with the American Bar Association or the California Bar Association. Accredited institution includes a postsecondary institution accredited by an accreditation agency recognized by either the U.S. Department of Education or the Council on Postsecondary and Vocational Education. The stipend amount is equivalent to the difference between Step 6 Class IV and Step 6 Class V on the LRCFT Salary Schedule A.

After 10 years of full-time service with Los Rios, a longevity increment will be awarded which will be 4% of the appropriate range and step.

An Additional 4% (8.16%) increment will be awarded after 15 years.

An Additional 2% (10.323%) increment will be awarded after 20 years.

The second and third longevity increments will be based on current step placement plus previously earned longevity increments (rate compounded).

Effective: July 1, 2017

Board Revised :

LOS RIOS COMMUNITY COLLEGE DISTRICT
2017-18 Interim
Management Salary Schedule
Without Doctoral Stipend

| Range | 1 | 1 + 10 yrs | 1 + 15 yrs | 1 + 20 yrs | 2 | 2 + 10 yrs | 2 + 15 yrs | 2 + 20 yrs | 3 | 3 + 10 yrs | 3 + 15yrs | 3 + 20 yrs | 4 | 4 + 10 yrs | 4 + 15 yrs | 4 + 20 yrs | 5 | 5 + 10 yrs | 5 + 15 yrs | 5 + 20 yrs |
|-----------|------------|------------|------------|------------|------------|------------|------------|------------|------------|------------|------------|------------|------------|------------|------------|------------|------------|------------|------------|------------|
| C | 216,425.51 | 225,082.53 | 234,085.83 | 238,767.55 | 220,754.02 | 229,584.18 | 238,767.55 | 243,542.90 | 225,169.10 | 234,175.86 | 243,542.89 | 248,413.75 | 229,672.48 | 238,859.38 | 248,413.76 | 253,382.04 | 234,265.93 | 243,636.57 | 253,382.03 | 258,449.67 |
| | 18,035.46 | 18,756.88 | 19,507.15 | 19,897.30 | 18,396.17 | 19,132.02 | 19,897.30 | 20,295.24 | 18,764.09 | 19,514.66 | 20,295.24 | 20,701.15 | 19,139.37 | 19,904.95 | 20,701.15 | 21,115.17 | 19,522.16 | 20,303.05 | 21,115.17 | 21,537.47 |
| | 970.52 | 1,009.34 | 1,049.71 | 1,070.71 | 989.93 | 1,029.53 | 1,070.71 | 1,092.12 | 1,009.73 | 1,050.12 | 1,092.12 | 1,113.96 | 1,029.92 | 1,071.12 | 1,113.96 | 1,136.24 | 1,050.52 | 1,092.54 | 1,136.24 | 1,158.97 |
| B | 200,513.45 | 208,533.99 | 216,875.35 | 221,212.86 | 204,523.72 | 212,704.67 | 221,212.86 | 225,637.12 | 208,614.19 | 216,958.76 | 225,637.11 | 230,149.85 | 212,786.47 | 221,297.93 | 230,149.85 | 234,752.85 | 217,042.20 | 225,723.89 | 234,752.85 | 239,447.91 |
| | 16,709.45 | 17,377.83 | 18,072.95 | 18,434.41 | 17,043.64 | 17,725.39 | 18,434.41 | 18,803.09 | 17,384.52 | 18,079.90 | 18,803.09 | 19,179.15 | 17,732.21 | 18,441.49 | 19,179.15 | 19,562.74 | 18,086.85 | 18,810.32 | 19,562.74 | 19,953.99 |
| | 899.16 | 935.13 | 972.54 | 991.99 | 917.15 | 953.83 | 991.99 | 1,011.83 | 935.49 | 972.91 | 1,011.83 | 1,032.06 | 954.20 | 992.37 | 1,032.06 | 1,052.70 | 973.28 | 1,012.21 | 1,052.70 | 1,073.76 |
| A | 171,379.15 | 178,234.32 | 185,363.69 | 189,070.96 | 174,806.73 | 181,799.00 | 189,070.96 | 192,852.38 | 178,302.86 | 185,434.97 | 192,852.37 | 196,709.42 | 181,868.92 | 189,143.68 | 196,709.43 | 200,643.62 | 185,506.30 | 192,926.55 | 200,643.61 | 204,656.48 |
| | 14,281.60 | 14,852.86 | 15,446.97 | 15,755.91 | 14,567.23 | 15,149.92 | 15,755.91 | 16,071.03 | 14,858.57 | 15,452.91 | 16,071.03 | 16,392.45 | 15,155.74 | 15,761.97 | 16,392.45 | 16,720.30 | 15,458.86 | 16,077.21 | 16,720.30 | 17,054.71 |
| | 768.52 | 799.26 | 831.23 | 847.85 | 783.89 | 815.24 | 847.85 | 864.81 | 799.56 | 831.55 | 864.81 | 882.11 | 815.56 | 848.18 | 882.11 | 899.75 | 831.87 | 865.14 | 899.75 | 917.74 |
| 1 | 149,377.73 | 155,352.84 | 161,566.95 | 164,798.29 | 152,365.28 | 158,459.89 | 164,798.29 | 168,094.26 | 155,412.59 | 161,629.09 | 168,094.25 | 171,456.14 | 158,520.84 | 164,861.67 | 171,456.14 | 174,885.26 | 161,691.26 | 168,158.91 | 174,885.27 | 178,382.98 |
| | 12,448.14 | 12,946.07 | 13,463.91 | 13,733.19 | 12,697.11 | 13,204.99 | 13,733.19 | 14,007.86 | 12,951.05 | 13,469.09 | 14,007.85 | 14,288.01 | 13,210.07 | 13,738.47 | 14,288.01 | 14,573.77 | 13,474.27 | 14,013.24 | 14,573.77 | 14,865.25 |
| | 669.86 | 696.65 | 724.52 | 739.01 | 683.25 | 710.58 | 739.01 | 753.79 | 696.92 | 724.79 | 753.79 | 768.86 | 710.86 | 739.29 | 768.86 | 784.24 | 725.07 | 754.08 | 784.24 | 799.92 |
| 2 | 140,061.67 | 145,664.14 | 151,490.71 | 154,520.52 | 142,862.90 | 148,577.42 | 154,520.52 | 157,610.93 | 145,720.16 | 151,548.97 | 157,610.93 | 160,763.15 | 148,634.56 | 154,579.94 | 160,763.14 | 163,978.40 | 151,607.25 | 157,671.54 | 163,978.40 | 167,257.97 |
| | 11,671.81 | 12,138.68 | 12,624.23 | 12,876.71 | 11,905.24 | 12,381.45 | 12,876.71 | 13,134.24 | 12,143.35 | 12,629.08 | 13,134.24 | 13,396.93 | 12,386.21 | 12,881.66 | 13,396.93 | 13,664.87 | 12,633.94 | 13,139.30 | 13,664.87 | 13,938.16 |
| | 628.08 | 653.20 | 679.33 | 692.92 | 640.64 | 666.27 | 692.92 | 706.78 | 653.45 | 679.59 | 706.78 | 720.91 | 666.52 | 693.18 | 720.91 | 735.33 | 679.85 | 707.05 | 735.33 | 750.04 |
| 3 | 131,326.62 | 136,579.68 | 142,042.87 | 144,883.73 | 133,953.15 | 139,311.28 | 144,883.73 | 147,781.40 | 136,632.21 | 142,097.50 | 147,781.40 | 150,737.03 | 139,364.85 | 144,939.44 | 150,737.02 | 153,751.76 | 142,152.15 | 147,838.24 | 153,751.77 | 156,826.81 |
| | 10,943.89 | 11,381.64 | 11,836.91 | 12,073.64 | 11,162.76 | 11,609.27 | 12,073.64 | 12,315.12 | 11,386.02 | 11,841.46 | 12,315.12 | 12,561.42 | 11,613.74 | 12,078.29 | 12,561.42 | 12,812.65 | 11,846.01 | 12,319.85 | 12,812.65 | 13,068.90 |
| | 588.91 | 612.46 | 636.96 | 649.70 | 600.69 | 624.71 | 649.70 | 662.70 | 612.70 | 637.21 | 662.70 | 675.95 | 624.95 | 649.95 | 675.95 | 689.47 | 637.45 | 662.95 | 689.47 | 703.26 |
| 4 | 123,136.32 | 128,061.77 | 133,184.24 | 135,847.92 | 125,599.05 | 130,623.01 | 135,847.93 | 138,564.89 | 128,111.03 | 133,235.47 | 138,564.89 | 141,336.19 | 130,673.25 | 135,900.18 | 141,336.19 | 144,162.91 | 133,286.72 | 138,618.19 | 144,162.92 | 147,046.18 |
| | 10,261.36 | 10,671.81 | 11,098.69 | 11,320.66 | 10,466.59 | 10,885.25 | 11,320.66 | 11,547.07 | 10,675.92 | 11,102.96 | 11,547.07 | 11,778.02 | 10,889.44 | 11,325.02 | 11,778.02 | 12,013.58 | 11,107.23 | 11,551.52 | 12,013.58 | 12,253.85 |
| | 552.18 | 574.27 | 597.24 | 609.18 | 563.22 | 585.75 | 609.18 | 621.37 | 574.49 | 597.47 | 621.37 | 633.79 | 585.98 | 609.42 | 633.79 | 646.47 | 597.70 | 621.61 | 646.47 | 659.40 |
| 5 | 106,829.63 | 111,102.82 | 115,546.93 | 117,857.87 | 108,966.22 | 113,324.87 | 117,857.86 | 120,215.02 | 111,145.54 | 115,591.36 | 120,215.01 | 122,619.31 | 113,368.45 | 117,903.19 | 122,619.32 | 125,071.71 | 115,635.82 | 120,261.25 | 125,071.70 | 127,573.13 |
| | 8,902.47 | 9,258.57 | 9,628.91 | 9,821.49 | 9,080.52 | 9,443.74 | 9,821.49 | 10,017.92 | 9,262.13 | 9,632.61 | 10,017.92 | 10,218.28 | 9,447.37 | 9,825.27 | 10,218.28 | 10,422.64 | 9,636.32 | 10,021.77 | 10,422.64 | 10,631.09 |
| | 479.06 | 498.22 | 518.15 | 528.51 | 488.64 | 508.18 | 528.51 | 539.08 | 498.41 | 518.35 | 539.08 | 549.86 | 508.38 | 528.71 | 549.86 | 560.86 | 518.55 | 539.29 | 560.86 | 572.08 |
| 6 | 100,167.11 | 104,173.79 | 108,340.74 | 110,507.55 | 102,170.45 | 106,257.27 | 110,507.56 | 112,717.71 | 104,213.86 | 108,382.41 | 112,717.71 | 114,972.06 | 106,298.14 | 110,550.07 | 114,972.07 | 117,271.51 | 108,424.10 | 112,761.06 | 117,271.50 | 119,616.93 |
| | 8,347.26 | 8,681.15 | 9,028.40 | 9,208.96 | 8,514.20 | 8,854.77 | 9,208.96 | 9,393.14 | 8,684.49 | 9,031.87 | 9,393.14 | 9,581.01 | 8,858.18 | 9,212.51 | 9,581.01 | 9,772.63 | 9,035.34 | 9,396.76 | 9,772.63 | 9,968.08 |
| | 449.18 | 467.15 | 485.83 | 495.55 | 458.16 | 476.49 | 495.55 | 505.46 | 467.33 | 486.02 | 505.46 | 515.57 | 476.67 | 495.74 | 515.57 | 525.88 | 486.21 | 505.65 | 525.88 | 536.40 |
| 7 | 92,220.73 | 95,909.56 | 99,745.94 | 101,740.86 | 94,065.14 | 97,827.75 | 101,740.86 | 103,775.68 | 95,946.44 | 99,784.30 | 103,775.67 | 105,851.18 | 97,865.37 | 101,779.98 | 105,851.18 | 107,968.20 | 99,822.68 | 103,815.59 | 107,968.21 | 110,127.57 |
| | 7,685.06 | 7,992.46 | 8,312.16 | 8,478.41 | 7,838.76 | 8,152.31 | 8,478.41 | 8,647.97 | 7,995.54 | 8,315.36 | 8,647.97 | 8,820.93 | 8,155.45 | 8,481.67 | 8,820.93 | 8,997.35 | 8,318.56 | 8,651.30 | 8,997.35 | 9,177.30 |
| | 413.55 | 430.09 | 447.29 | 456.24 | 421.82 | 438.69 | 456.24 | 465.36 | 430.25 | 447.46 | 465.36 | 474.67 | 438.86 | 456.41 | 474.67 | 484.16 | 447.64 | 465.54 | 484.16 | 493.85 |
| 8 | 86,469.31 | 89,928.08 | 93,525.20 | 95,395.70 | 88,198.70 | 91,726.65 | 95,395.72 | 97,303.63 | 89,962.67 | 93,561.18 | 97,303.63 | 99,249.70 | 91,761.92 | 95,432.40 | 99,249.70 | 101,234.69 | 93,597.16 | 97,341.05 | 101,234.69 | 103,259.38 |
| | 7,205.78 | 7,494.01 | 7,793.77 | 7,949.64 | 7,349.89 | 7,643.89 | 7,949.64 | 8,108.64 | 7,496.89 | 7,796.77 | 8,108.64 | 8,270.81 | 7,646.83 | 7,952.70 | 8,270.81 | 8,436.22 | 7,799.76 | 8,111.75 | 8,436.22 | 8,604.95 |
| | 387.75 | 403.26 | 419.40 | 427.78 | 395.51 | 411.33 | 427.78 | 436.34 | 403.42 | 419.56 | 436.34 | 445.07 | 411.49 | 427.95 | 445.07 | 453.97 | 419.72 | 436.51 | 453.97 | 463.05 |
| 9 | 81,076.58 | 84,319.64 | 87,692.43 | 89,446.28 | 82,698.11 | 86,006.03 | 89,446.27 | 91,235.20 | 84,352.07 | 87,726.15 | 91,235.20 | 93,059.90 | 86,039.11 | 89,480.67 | 93,059.90 | 94,921.10 | 87,759.89 | 91,270.29 | 94,921.10 | 96,819.52 |
| | 6,756.38 | 7,026.64 | 7,307.70 | 7,453.86 | 6,891.51 | 7,167.17 | 7,453.86 | 7,602.93 | 7,029.34 | 7,310.51 | 7,602.93 | 7,754.99 | 7,169.93 | 7,456.72 | 7,754.99 | 7,910.09 | 7,313.32 | 7,605.86 | 7,910.09 | 8,068.29 |
| | 363.57 | 378.11 | 393.24 | 401.10 | 370.84 | 385.68 | 401.10 | 409.13 | 378.26 | 393.39 | 409.13 | 417.31 | 385.83 | 401.26 | 417.31 | 425.66 | 393.54 | 409.28 | 425.66 | 434.17 |
| 10 | 76,020.17 | 79,060.98 | 82,223.42 | 83,867.89 | 77,540.57 | 80,642.19 | 83,867.88 | 85,545.24 | 79,091.38 | 82,255.04 | 85,545.24 | 87,256.14 | 80,673.21 | 83,900.14 | 87,256.15 | 89,001.27 | 82,286.67 | 85,578.14 | 89,001.27 | 90,781.30 |
| | 6,335.01 | 6,588.42 | 6,851.95 | 6,988.99 | 6,461.71 | 6,720.18 | 6,988.99 | 7,128.77 | 6,590.95 | 6,854.59 | 7,128.77 | 7,271.35 | 6,722.77 | 6,991.68 | 7,271.35 | 7,416.77 | 6,857.22 | 7,131.51 | 7,416.77 | 7,565.11 |
| | 340.90 | 354.53 | 368.71 | 376.09 | 347.72 | 361.62 | 376.09 | 383.61 | 354.67 | 368.86 | 383.61 | 391.28 | 361.76 | 376.23 | 391.28 | 399.11 | 369.00 | 383.76 | 399.11 | 407.09 |

Effective: July 1, 2017

Board Revised:

LOS RIOS COMMUNITY COLLEGE DISTRICT
2017-18 Interim
Management Salary Schedule
With Doctoral Stipend of \$3,387

| Range | 1 | 1 + 10 yrs | 1 + 15 yrs | 1 + 20 yrs | 2 | 2 + 10 yrs | 2 + 15 yrs | 2 + 20 yrs | 3 | 3 + 10 yrs | 3 + 15yrs | 3 + 20 yrs | 4 | 4 + 10 yrs | 4 + 15 yrs | 4 + 20 yrs | 5 | 5 + 10 yrs | 5 + 15 yrs | 5 + 20 yrs |
|-----------|------------|------------|------------|------------|------------|------------|------------|------------|------------|------------|------------|------------|------------|------------|------------|------------|------------|------------|------------|------------|
| C | 219,812.51 | 228,469.53 | 237,472.83 | 242,154.55 | 224,141.02 | 232,971.18 | 242,154.55 | 246,929.90 | 228,556.10 | 237,562.86 | 246,929.89 | 251,800.75 | 233,059.48 | 242,246.38 | 251,800.76 | 256,769.04 | 237,652.93 | 247,023.57 | 256,769.03 | 261,836.67 |
| | 18,317.71 | 19,039.13 | 19,789.40 | 20,179.55 | 18,678.42 | 19,414.27 | 20,179.55 | 20,577.49 | 19,046.34 | 19,796.91 | 20,577.49 | 20,983.40 | 19,421.62 | 20,187.20 | 20,983.40 | 21,397.42 | 19,804.41 | 20,585.30 | 21,397.42 | 21,819.72 |
| | 985.71 | 1,024.53 | 1,064.90 | 1,085.89 | 1,005.12 | 1,044.71 | 1,085.89 | 1,107.31 | 1,024.92 | 1,065.30 | 1,107.31 | 1,129.15 | 1,045.11 | 1,086.31 | 1,129.15 | 1,151.43 | 1,065.71 | 1,107.73 | 1,151.43 | 1,174.16 |
| B | 203,900.45 | 211,920.99 | 220,262.35 | 224,599.86 | 207,910.72 | 216,091.67 | 224,599.86 | 229,024.12 | 212,001.19 | 220,345.76 | 229,024.11 | 233,536.85 | 216,173.47 | 224,684.93 | 233,536.85 | 238,139.85 | 220,429.20 | 229,110.89 | 238,139.85 | 242,834.91 |
| | 16,991.70 | 17,660.08 | 18,355.20 | 18,716.66 | 17,325.89 | 18,007.64 | 18,716.66 | 19,085.34 | 17,666.77 | 18,362.15 | 19,085.34 | 19,461.40 | 18,014.46 | 18,723.74 | 19,461.40 | 19,844.99 | 18,369.10 | 19,092.57 | 19,844.99 | 20,236.24 |
| | 914.35 | 950.32 | 987.72 | 1,007.17 | 932.34 | 969.02 | 1,007.17 | 1,027.01 | 950.68 | 988.10 | 1,027.01 | 1,047.25 | 969.39 | 1,007.56 | 1,047.25 | 1,067.89 | 988.47 | 1,027.40 | 1,067.89 | 1,088.95 |
| A | 174,766.15 | 181,621.32 | 188,750.69 | 192,457.96 | 178,193.73 | 185,186.00 | 192,457.96 | 196,239.38 | 181,689.86 | 188,821.97 | 196,239.37 | 200,096.42 | 185,255.92 | 192,530.68 | 200,096.43 | 204,030.62 | 188,893.30 | 196,313.55 | 204,030.61 | 208,043.48 |
| | 14,563.85 | 15,135.11 | 15,729.22 | 16,038.16 | 14,849.48 | 15,432.17 | 16,038.16 | 16,353.28 | 15,140.82 | 15,735.16 | 16,353.28 | 16,674.70 | 15,437.99 | 16,044.22 | 16,674.70 | 17,002.55 | 15,741.11 | 16,359.46 | 17,002.55 | 17,336.96 |
| | 783.70 | 814.45 | 846.42 | 863.04 | 799.08 | 830.43 | 863.04 | 880.00 | 814.75 | 846.74 | 880.00 | 897.29 | 830.74 | 863.37 | 897.29 | 914.94 | 847.06 | 880.33 | 914.94 | 932.93 |
| 1 | 152,764.73 | 158,739.84 | 164,953.95 | 168,185.29 | 155,752.28 | 161,846.89 | 168,185.29 | 171,481.26 | 158,799.59 | 165,016.09 | 171,481.25 | 174,843.14 | 161,907.84 | 168,248.67 | 174,843.14 | 178,272.26 | 165,078.26 | 171,545.91 | 178,272.27 | 181,769.98 |
| | 12,730.39 | 13,228.32 | 13,746.16 | 14,015.44 | 12,979.36 | 13,487.24 | 14,015.44 | 14,290.11 | 13,233.30 | 13,751.34 | 14,290.10 | 14,570.26 | 13,492.32 | 14,020.72 | 14,570.26 | 14,856.02 | 13,756.52 | 14,295.49 | 14,856.02 | 15,147.50 |
| | 685.04 | 711.84 | 739.70 | 754.19 | 698.44 | 725.77 | 754.19 | 768.97 | 712.11 | 739.98 | 768.97 | 784.05 | 726.04 | 754.48 | 784.05 | 799.43 | 740.26 | 769.26 | 799.43 | 815.11 |
| 2 | 143,448.67 | 149,051.14 | 154,877.71 | 157,907.52 | 146,249.90 | 151,964.42 | 157,907.52 | 160,997.93 | 149,107.16 | 154,935.97 | 160,997.93 | 164,150.15 | 152,021.56 | 157,966.94 | 164,150.14 | 167,365.40 | 154,994.25 | 161,058.54 | 167,365.40 | 170,644.97 |
| | 11,954.06 | 12,420.93 | 12,906.48 | 13,158.96 | 12,187.49 | 12,663.70 | 13,158.96 | 13,416.49 | 12,425.60 | 12,911.33 | 13,416.49 | 13,679.18 | 12,668.46 | 13,163.91 | 13,679.18 | 13,947.12 | 12,916.19 | 13,421.55 | 13,947.12 | 14,220.41 |
| | 643.27 | 668.39 | 694.52 | 708.11 | 655.83 | 681.45 | 708.11 | 721.96 | 668.64 | 694.78 | 721.96 | 736.10 | 681.71 | 708.37 | 736.10 | 750.52 | 695.04 | 722.24 | 750.52 | 765.22 |
| 3 | 134,713.62 | 139,966.68 | 145,429.87 | 148,270.73 | 137,340.15 | 142,698.28 | 148,270.73 | 151,168.40 | 140,019.21 | 145,484.50 | 151,168.40 | 154,124.03 | 142,751.85 | 148,326.44 | 154,124.02 | 157,138.76 | 145,539.15 | 151,225.24 | 157,138.77 | 160,213.81 |
| | 11,226.14 | 11,663.89 | 12,119.16 | 12,355.89 | 11,445.01 | 11,891.52 | 12,355.89 | 12,597.37 | 11,668.27 | 12,123.71 | 12,597.37 | 12,843.67 | 11,895.99 | 12,360.54 | 12,843.67 | 13,094.90 | 12,128.26 | 12,602.10 | 13,094.90 | 13,351.15 |
| | 604.10 | 627.65 | 652.15 | 664.89 | 615.88 | 639.90 | 664.89 | 677.89 | 627.89 | 652.40 | 677.89 | 691.14 | 640.14 | 665.14 | 691.14 | 704.66 | 652.64 | 678.14 | 704.66 | 718.45 |
| 4 | 126,523.32 | 131,448.77 | 136,571.24 | 139,234.92 | 128,986.05 | 134,010.01 | 139,234.93 | 141,951.89 | 131,498.03 | 136,622.47 | 141,951.89 | 144,723.19 | 134,060.25 | 139,287.18 | 144,723.19 | 147,549.91 | 136,673.72 | 142,005.19 | 147,549.92 | 150,433.18 |
| | 10,543.61 | 10,954.06 | 11,380.94 | 11,602.91 | 10,748.84 | 11,167.50 | 11,602.91 | 11,829.32 | 10,958.17 | 11,385.21 | 11,829.32 | 12,060.27 | 11,171.69 | 11,607.27 | 12,060.27 | 12,295.83 | 11,389.48 | 11,833.77 | 12,295.83 | 12,536.10 |
| | 567.37 | 589.46 | 612.43 | 624.37 | 578.41 | 600.94 | 624.37 | 636.56 | 589.68 | 612.66 | 636.56 | 648.98 | 601.17 | 624.61 | 648.98 | 661.66 | 612.89 | 636.79 | 661.66 | 674.59 |
| 5 | 110,216.63 | 114,489.82 | 118,933.93 | 121,244.87 | 112,353.22 | 116,711.87 | 121,244.86 | 123,602.02 | 114,532.54 | 118,978.36 | 123,602.01 | 126,006.31 | 116,755.45 | 121,290.19 | 126,006.32 | 128,458.71 | 119,022.82 | 123,648.25 | 128,458.70 | 130,960.13 |
| | 9,184.72 | 9,540.82 | 9,911.16 | 10,103.74 | 9,362.77 | 9,725.99 | 10,103.74 | 10,300.17 | 9,544.38 | 9,914.86 | 10,300.17 | 10,500.53 | 9,729.62 | 10,107.52 | 10,500.53 | 10,704.89 | 9,918.57 | 10,304.02 | 10,704.89 | 10,913.34 |
| | 494.24 | 513.41 | 533.34 | 543.70 | 503.83 | 523.37 | 543.70 | 554.27 | 513.60 | 533.54 | 554.27 | 565.05 | 523.57 | 543.90 | 565.05 | 576.05 | 533.73 | 554.48 | 576.05 | 587.27 |
| 6 | 103,554.11 | 107,560.79 | 111,727.74 | 113,894.55 | 105,557.45 | 109,644.27 | 113,894.56 | 116,104.71 | 107,600.86 | 111,769.41 | 116,104.71 | 118,359.06 | 109,685.14 | 113,937.07 | 118,359.07 | 120,658.51 | 111,811.10 | 116,148.06 | 120,658.50 | 123,003.93 |
| | 8,629.51 | 8,963.40 | 9,310.65 | 9,491.21 | 8,796.45 | 9,137.02 | 9,491.21 | 9,675.39 | 8,966.74 | 9,314.12 | 9,675.39 | 9,863.26 | 9,140.43 | 9,494.76 | 9,863.26 | 10,054.88 | 9,317.59 | 9,679.01 | 10,054.88 | 10,250.33 |
| | 464.37 | 482.34 | 501.02 | 510.74 | 473.35 | 491.68 | 510.74 | 520.65 | 482.52 | 501.21 | 520.65 | 530.76 | 491.86 | 510.93 | 530.76 | 541.07 | 501.40 | 520.84 | 541.07 | 551.59 |
| 7 | 95,607.73 | 99,296.56 | 103,132.94 | 105,127.86 | 97,452.14 | 101,214.75 | 105,127.86 | 107,162.68 | 99,333.44 | 103,171.30 | 107,162.67 | 109,238.18 | 101,252.37 | 105,166.98 | 109,238.18 | 111,355.20 | 103,209.68 | 107,202.59 | 111,355.21 | 113,514.57 |
| | 7,967.31 | 8,274.71 | 8,594.41 | 8,760.66 | 8,121.01 | 8,434.56 | 8,760.66 | 8,930.22 | 8,277.79 | 8,597.61 | 8,930.22 | 9,103.18 | 8,437.70 | 8,763.92 | 9,103.18 | 9,279.60 | 8,600.81 | 8,933.55 | 9,279.60 | 9,459.55 |
| | 428.73 | 445.28 | 462.48 | 471.43 | 437.01 | 453.88 | 471.43 | 480.55 | 445.44 | 462.65 | 480.55 | 489.86 | 454.05 | 471.60 | 489.86 | 499.35 | 462.82 | 480.73 | 499.35 | 509.03 |
| 8 | 89,856.31 | 93,315.08 | 96,912.20 | 98,782.70 | 91,585.70 | 95,113.65 | 98,782.72 | 100,690.63 | 93,349.67 | 96,948.18 | 100,690.63 | 102,636.70 | 95,148.92 | 98,819.40 | 102,636.70 | 104,621.69 | 96,984.16 | 100,728.05 | 104,621.69 | 106,646.38 |
| | 7,488.03 | 7,776.26 | 8,076.02 | 8,231.89 | 7,632.14 | 7,926.14 | 8,231.89 | 8,390.89 | 7,779.14 | 8,079.02 | 8,390.89 | 8,553.06 | 7,929.08 | 8,234.95 | 8,553.06 | 8,718.47 | 8,082.01 | 8,394.00 | 8,718.47 | 8,887.20 |
| | 402.94 | 418.45 | 434.58 | 442.97 | 410.70 | 426.52 | 442.97 | 451.53 | 418.61 | 434.75 | 451.53 | 460.25 | 426.68 | 443.14 | 460.25 | 469.16 | 434.91 | 451.70 | 469.16 | 478.23 |
| 9 | 84,463.58 | 87,706.64 | 91,079.43 | 92,833.28 | 86,085.11 | 89,393.03 | 92,833.27 | 94,622.20 | 87,739.07 | 91,113.15 | 94,622.20 | 96,446.90 | 89,426.11 | 92,867.67 | 96,446.90 | 98,308.10 | 91,146.89 | 94,657.29 | 98,308.10 | 100,206.52 |
| | 7,038.63 | 7,308.89 | 7,589.95 | 7,736.11 | 7,173.76 | 7,449.42 | 7,736.11 | 7,885.18 | 7,311.59 | 7,592.76 | 7,885.18 | 8,037.24 | 7,452.18 | 7,738.97 | 8,037.24 | 8,192.34 | 7,595.57 | 7,888.11 | 8,192.34 | 8,350.54 |
| | 378.76 | 393.30 | 408.43 | 416.29 | 386.03 | 400.87 | 416.29 | 424.31 | 393.45 | 408.58 | 424.31 | 432.50 | 401.01 | 416.45 | 432.50 | 440.84 | 408.73 | 424.47 | 440.84 | 449.36 |
| 10 | 79,407.17 | 82,447.98 | 85,610.42 | 87,254.89 | 80,927.57 | 84,029.19 | 87,254.88 | 88,932.24 | 82,478.38 | 85,642.04 | 88,932.24 | 90,643.14 | 84,060.21 | 87,287.14 | 90,643.15 | 92,388.27 | 85,673.67 | 88,965.14 | 92,388.27 | 94,168.30 |
| | 6,617.26 | 6,870.67 | 7,134.20 | 7,271.24 | 6,743.96 | 7,002.43 | 7,271.24 | 7,411.02 | 6,873.20 | 7,136.84 | 7,411.02 | 7,553.60 | 7,005.02 | 7,273.93 | 7,553.60 | 7,699.02 | 7,139.47 | 7,413.76 | 7,699.02 | 7,847.36 |
| | 356.09 | 369.72 | 383.90 | 391.28 | 362.90 | 376.81 | 391.28 | 398.80 | 369.86 | 384.05 | 398.80 | 406.47 | 376.95 | 391.42 | 406.47 | 414.30 | 384.19 | 398.95 | 414.30 | 422.28 |

Effective: July 1, 2017

Board Revised:

LOS RIOS COMMUNITY COLLEGE DISTRICT

PRESENTED TO BOARD OF TRUSTEES

DATE: January 10, 2018

| | | | |
|------------------------------------|--|------------------------------|---|
| SUBJECT: | 2018-19 Nonresident Tuition and Student Capital Outlay Fees | ATTACHMENT: Yes | |
| | | ENCLOSURE: None | |
| AGENDA ITEM: | Action Item B | TYPE OF BOARD CONSIDERATION: | |
| RECOMMENDED BY: | <i>Theresa Matista</i> Theresa Matista, Vice Chancellor Finance & Administration | CONSENT/ROUTINE | |
| | | FIRST READING | |
| APPROVED FOR CONSIDERATION: | <i>Brian King</i> Brian King, Chancellor | ACTION | X |
| | | INFORMATION | |

BACKGROUND:

Education Code 76140 requires governing boards to establish a nonresident tuition fee for the succeeding fiscal year no later than February 1st of each year. Since the District does not receive any State funds for the education of out-of-state and international students, the District is required to assess these students for the cost of their education.

As prescribed in statute, the governing board may choose between these six (6) specified fee calculation options:

1. Los Rios' Current Expense for Education (CEE) per unit of Full-Time Equivalent Students (FTES) for 2016-17, increased by the projected compounded factor for the increase in the U.S. Consumer Price Index (USCPI) for the current and succeeding fiscal years (two-year-period).
2. The statewide average CEE per unit of FTES (2016-17) increased by the two-year projected USCPI increase.
3. A unit rate no greater than a contiguous district's established rate.
4. A unit rate greater than the statewide average and less than the district's calculated rate. (This option is only available to districts whose calculated rate is greater than the statewide average rate.)
5. Highest statewide calculated average rate for the succeeding, current and the past four years (highest calculated rate during these six years).
6. No more than the average of the nonresident tuition fees of public community colleges in no less than 12 states that are comparable to California in cost of living.

Districts may also elect to charge a capital outlay fee to nonresident students.

The District's 2017-18 nonresident tuition is \$234 per unit and the 2017-18 capital outlay fee is \$16 per unit.

STATUS:

A. The calculated 2018-19 nonresident tuition rate per the six options above are:

- | | |
|--|-------|
| 1. Los Rios Current Expense of Education (CEE), per unit | \$230 |
| 2. Statewide average CEE unit rate | \$258 |
| 3. No more than a contiguous district’s established rate, or as recommended to its governing board (<i>additional information below</i>) | n/a |
| 4. Any rate greater than option 2 and less than option 1 | |
| 5. Highest of the statewide calculated average rates for last six years (2013-14 to 2018-19) | \$258 |
| 6. No more than the average of the nonresident tuition fees of public community colleges in no less than 12 comparable states (calculated by CCCCCO) | \$424 |

| <u>Option 3</u> | <u>Nonresident Tuition</u> | |
|-----------------------------|----------------------------------|-----------------------------------|
| | Current Rate <u>(2017-18)</u> | Proposed Rate <u>(2018-19)</u> |
| <u>Contiguous Districts</u> | | |
| Lake Tahoe | \$234* | TBD* |
| San Joaquin Delta | \$234 | TBD |
| Sierra Joint | \$211 | TBD |
| Solano County | \$227 | TBD |
| Yuba | \$234 | TBD |

**Semester-equivalent unit rate, converted from the actual quarterly unit rate.*

The rates proposed for 2018-19 by contiguous districts was not available at the time the agenda was prepared.

Since at least 2011-12, the Board has adopted nonresident tuition rates consistent with option 5, although in some years more than one option may yield the same result. With the exception of 2017-18, when option 1 was higher and 2014-15 when both options yielded \$193, option 5 has been higher than option 1, the District’s CEE. Without contiguous district information, the range for 2018-19 is \$230 to \$258 as option 6 is not consistent with the District’s interest to provide access to non-resident students to augment the diversity of our students. The recommendation is to select option 5 at \$258 per unit.

B. Capital Outlay Fee:

In addition to the nonresident tuition fee, Education Code 76141 authorizes districts to charge nonresident students a capital outlay fee not to exceed the prior year’s expenditures for capital outlay per unit of instruction. The District’s building program was less in 2016-17, the calculated capital outlay fee for 2018-19 is \$13 per unit, which is the maximum rate that may be used. It is recommended that the capital outlay fee be set at the rate of \$13 for 2018-19.

Historical data regarding nonresident tuition and international student capital outlay fee and other informational schedules are attached.

RECOMMENDATION:

It is recommended that the Board of Trustees adopt for 2018-19, a nonresident tuition fee rate of \$258 per unit effective for the summer 2018 term. In addition, it is recommended that the Board of Trustees adopt for 2018-19, the student capital outlay fee of \$13 per unit to be assessed to all nonresident students also effective for the summer 2018 term.

LRCCD
Nonresident Tuition and Capital Outlay Fee
Calculation Worksheet
For Fiscal Year 2018-19

Nonresident Tuition Fee:

| | |
|--|---------------|
| Base Year (2016-17) Expense of Education (EE)* | \$360,980,142 |
| 2016-17 Annual Attendance FTES (includes resident, nonresident and apprenticeship FTES) | 54,698 |
| Base Year (2016-17) Expense of Education per FTES | \$6,600 |
| US CPI Factor (2 years) | 4.6% |
| Estimated Cost per FTES for FY 2018-19 | \$6,903 |
| Estimated Cost per Unit for FY 2018-19 (divide by 30) | \$230 |

**Options Available to District Governing Board
To Set Nonresident Tuition Fee**
**2018-19
Options**

| | |
|--|-------|
| Option 1. District's unit cost of education (COE) | \$230 |
| 2. Statewide average | \$258 |
| 3. No more than a contiguous district's rate | n/a |
| 4. No less than statewide and no more than district COE | n/a |
| 5. Highest statewide average calculated rate for succeeding, current and past four years (2013-14 to 2018-19). | \$258 |
| 6. No more than the average nonresident tuition of 12 comparable states. (Calculated by CCCCCO.) | \$424 |
| <i>(Option 4 is only available to districts whose unit cost of education exceeds the statewide average.)</i> | |

Capital Outlay Fee:

| | |
|---|---------------------|
| Total Capital Outlay Expenditures for 2016-17 | \$21,371,060 |
| 2016-17 Annual Attendance FTES (includes nonresident and apprenticeship FTES) | 54,698 |
| Nonresident/International Student Cost per FTES for FY 2018-19 | \$391 |
| Nonresident/International Student Charge per Unit for FY 2018-19 (divide by 30) | NTE \$13 |

**Expense of Education includes categorical programs*

**CCC Districts with Significant Number of Nonresident Students
and Districts Contiguous to Los Rios CCD
2015-16 Attendance FTES and 2017-18 Nonresident Fees
Sorted by 2015-16 Nonresident FTES**

| | 2015-16 Total FTES | 2015-16 Nonresident FTES | 2017-18 Nonresident Fee | 2017-18 Capital Outlay Fee | 2017-18 Total Tuition excl Enroll Fees |
|--|--------------------------|--------------------------------|-------------------------------|----------------------------------|--|
| <u>Districts w/Large Nonresident FTES</u> | | | | | |
| Foothill-DeAnza * | 31,946 | 4,803 | \$ 242 | \$ 6 | \$ 248 |
| Santa Monica | 26,771 | 4,742 | 285 | 24 | 309 |
| Los Angeles | 111,386 | 3,785 | 225 | 37 | 262 |
| Contra Costa | 32,387 | 2,899 | 228 | 26 | 254 |
| Santa Barbara | 15,802 | 2,592 | 235 | 26 | 261 |
| Coast | 34,845 | 2,222 | 234 | 37 | 271 |
| Peralta | 21,251 | 1,722 | 230 | 15 | 245 |
| Pasadena Area | 25,221 | 1,719 | 234 | 13 | 247 |
| South Orange Co. | 25,162 | 1,529 | 256 | 74 | 330 |
| San Diego | 44,623 | 1,337 | 221 | - | 221 |
| San Francisco | 23,213 | 1,284 | 234 | 7 | 241 |
| San Mateo Co. | 18,540 | 1,236 | 228 | 8 | 236 |
| Mt. San Antonio | 32,333 | 949 | 234 | 30 | 264 |
| El Camino | 20,410 | 924 | 209 | 39 | 248 |
| Glendale | 14,986 | 893 | 215 | 20 | 235 |
| Grossmont-Cuyamaca | 19,604 | 855 | 234 | - | 234 |
| North Orange Co. | 36,591 | 756 | 234 | 15 | 249 |
| Los Rios | 48,497 | 717 | 234 | 16 | 250 |
| Citrus | 12,482 | 699 | 234 | 11 | 245 |
| Rancho Santiago | 29,583 | 681 | 250 | 35 | 285 |
| Riverside | 29,339 | 657 | 234 | 67 | 301 |
| Ohlone | 7,655 | 590 | 228 | 4 | 232 |
| Palomar | 17,110 | 507 | 234 | 5 | 239 |
| Sonoma Co. | 19,915 | 500 | 234 | 23 | 257 |
| State Center | 29,677 | 483 | 212 | 22 | 234 |
| Santa Clarita | 16,465 | 470 | 234 | 11 | 245 |
| Mira Costa | 11,794 | 445 | 234 | - | 234 |
| West Valley-Mission | 13,875 | 443 | 234 | - | 234 |
| Sierra Joint | 15,312 | 436 | 211 | 21 | 232 |
| Desert | 9,464 | 410 | 206 | 20 | 226 |
| Chabot-Las Positas | 18,048 | 408 | 228 | 17 | 245 |
| Cerritos | 18,134 | 393 | 234 | 29 | 263 |
| Ventura Co. | 26,852 | 385 | 240 | 20 | 260 |
| Chaffey | 16,167 | 317 | 234 | 11 | 245 |
| Long Beach | 19,369 | 292 | 223 | 40 | 263 |
| West Hills | 5,479 | 198 | 234 | 82 | 316 |
| San Joaquin Delta | 16,511 | 174 | 234 | - | 234 |
| Statewide | 1,186,716 | 49,097 | 231 | 14 | 245 |
| <u>Contiguous Districts</u> | | | | | |
| Los Rios | 48,497 | 717 | 234 | 16 | 250 |
| Sierra Joint | 15,312 | 436 | 211 | 21 | 232 |
| San Joaquin Delta | 16,511 | 174 | 234 | - | 234 |
| Lake Tahoe * | 1,837 | 158 | 234 | - | 234 |
| Solano County | 8,417 | 129 | 227 | 5 | 232 |
| Yuba | 7,726 | 100 | 234 | - | 234 |

*Quarter system: converted to semester-equivalent unit rates for comparability.

**LOS RIOS COMMUNITY COLLEGE DISTRICT
Attendance History of Nonresident Students
(Out-of-State and International Students)**

| | 2008-09 FTES | 2009-10 FTES | 2010-11 FTES | 2011-12 FTES | 2012-13 FTES | 2013-14 FTES | 2014-15 FTES | 2015-16 FTES | 2016-17 FTES | 2017-18 FTES |
|---|-----------------|-----------------|-----------------|-----------------|-----------------|-----------------|-----------------|-----------------|-----------------|-----------------|
| Nonresident and International Enrollment | | | | | | | | | | |
| ARC | 390 | 326 | 252 | 206 | 189 | 229 | 261 | 239 | 264 | TBD |
| CRC | 130 | 152 | 115 | 91 | 87 | 80 | 107 | 104 | 111 | TBD |
| FLC | 50 | 54 | 58 | 40 | 37 | 41 | 57 | 54 | 82 | TBD |
| SCC | 349 | 294 | 227 | 205 | 238 | 276 | 327 | 321 | 406 | TBD |
| District Total | 919 | 826 | 652 | 542 | 551 | 626 | 752 | 717 | 863 | TBD |

Nonresident and International Tuition and Fee Levels

| | | | | | | | | | | |
|------------------------------|-------|-------|-------|-------|-------|-------|-------|-------|-------|-------|
| Nonresident Fee, per unit | \$181 | \$190 | \$190 | \$190 | \$190 | \$190 | \$193 | \$200 | \$211 | \$234 |
| Capital Outlay Fee, per unit | \$18 | \$18 | \$18 | \$18 | \$18 | \$18 | \$18 | \$18 | \$18 | \$16 |

Revenue Generated by Nonresident and International Tuition and Fees

| | | | | | | | | | | |
|-----------------------|--------------|--------------|--------------|--------------|--------------|-------------|-------------|-------------|-------------|-----|
| Out-of-State Tuition | \$1,479,959 | \$1,501,954 | \$1,200,800 | \$1,309,437 | \$1,229,617 | \$1,492,779 | \$2,136,395 | \$2,257,326 | \$2,415,783 | TBD |
| Int'l Student Tuition | 2,369,071 | 2,304,718 | 1,704,331 | 1,412,406 | \$1,468,382 | \$1,584,371 | \$1,653,085 | \$1,627,675 | \$1,836,051 | TBD |
| Capital Outlay Fee * | 234,824 | 218,164 | 276,612 | 257,970 | \$ 252,499 | \$ 294,603 | \$ 351,904 | \$ 348,051 | \$ 316,200 | TBD |
| Total Revenue | \$ 4,083,854 | \$ 4,024,836 | \$ 3,181,743 | \$ 2,979,813 | \$ 2,950,498 | \$3,371,753 | \$4,141,384 | \$4,233,052 | \$4,568,034 | TBD |

* Through 2009-10 the Capital Outlay Fee was assessed to international students only; beginning in 2010-11 out-of-state students are also assessed for this fee.

LOS RIOS COMMUNITY COLLEGE DISTRICT

PRESENTED TO BOARD OF TRUSTEES

DATE: January 10, 2018

| | | | |
|------------------------------------|---|------------------------------|---|
| SUBJECT: | 2017-18 Program Development Funds | ATTACHMENT: Yes | |
| | | ENCLOSURE: None | |
| AGENDA ITEM: | Information Item A | TYPE OF BOARD CONSIDERATION: | |
| RECOMMENDED BY: | <div style="text-align: right;"><i>Theresa Matista</i></div> Theresa Matista, Vice Chancellor Finance & Administration | CONSENT/ROUTINE | |
| | | FIRST READING | |
| APPROVED FOR CONSIDERATION: | <div style="text-align: right;"><i>Brian King</i></div> Brian King, Chancellor | ACTION | |
| | | INFORMATION | X |

BACKGROUND:

Program Development Funds, also referred to as PDF or 20% funds, are the District’s discretionary funds for allocation to continuing and one-time-only purposes. The funds are comprised of both prior and current year resources per established formulas. Schedule I summarizes the funds available for the 2017-18 allocation. The overall guidelines for PDF allocations are: 1) to be responsive to the District/Colleges’ planning process and related goals and objectives; 2) to address any current or future emphases directed by the Governing Board; 3) to fund mandates or new costs imposed upon the District; 4) to balance the distribution across District-wide needs; and 5) to maintain the District’s conservative fiscal practices.

A key factor in the distribution of the funds is matching the type of resource (continuing or one-time-only) to the nature of the allocation. The type of revenue establishes or limits the type of expenditure that can be funded. For 2017-18, the District has \$3.1 million to allocate toward continuing costs. The primary sources of this year’s continuing funds are the base augmentation and the cost of living adjustments (COLA). Due to our current enrollment trends, the District is not utilizing any growth funds from 2016-17 nor 2017-18 to support ongoing needs. The base augmentation is intended to help districts fund the increases in retirement contributions and the District is allocating a significant portion of the base increase for that purpose.

For 2017-18, over \$7.4 million is available for one-time general-purpose use as well as \$6.1 million in one-time funds from selected categorical program and special resources revenues. This is down from 2016-17 but still a significant amount that provides the capacity to continue our efforts to refresh infrastructure as well as make improvements in safety and security, information technology and other areas in support of the strategic plan.

STATUS:

Schedule II summarizes the allocations in support of the District’s strategic goals. The allocation of continuing funds only is detailed on Schedule III. An important allocation this year is \$902,000 in continuing funds for increases in retirement contributions. This allocation was agreed to by the District and its employee groups last year where the compensation funds will contribute \$3.6 million from 2017-18 funding as well.

Another large appropriation of continuing funds is for classified staffing both in support of new positions as well as costs agreed to as part of negotiations. Although the District will realize savings in our electricity costs as a result of our agreement with SMUD, budget is needed for utilities to bring the allocation to last year's expended level which also includes additional funds for natural gas, water, and sewer costs.

General-purpose one-time funds were used to support multiple initiatives including additional safety and security and information technology projects, and other operational needs.

The resources and allocations have been reviewed by the District Budget Committee. The formal approval of the allocations will take place in February when the first budget revision for 2017-18 is brought to the Board.

RECOMMENDATION:

This item is presented to the Board of Trustees for information.

LOS RIOS COMMUNITY COLLEGE DISTRICT
2017-18 Program Development Funds
Summary of Resources

| | Available Funds | Continuing Funds | Non-Cont. or OTO Funds |
|--|----------------------|---------------------|---------------------------|
| General Purpose: | | | |
| Recalculation for 2015-16 | \$ 105,424 | \$ - | \$ 105,424 |
| Base adjustments from 2016-17 including no deficit | 1,092,084 | 391,679 | 700,405 |
| Base Rate Augmentation and COLA | 2,526,306 | 2,526,306 | |
| Lottery (20% \$) | 2,493,732 | | 2,493,732 |
| Out of State Tuition | 1,060,883 | 49,530 | 1,011,353 |
| Interest Income | 1,487,541 | | 1,487,541 |
| Mandate Block Grant | 292,191 | | 292,191 |
| Prior Year RDA and General Apportionment Adjustment | 388,814 | | 388,814 |
| Prior Year Mandate Claims | 960,988 | | 960,988 |
| Total General Purpose Revenue | 10,407,963 | 2,967,515 | 7,440,448 |
| Funds Remaining from 2014-15 Set Aside (Classified positions from Growth) | 145,101 | 145,101 | |
| Total 2017-18 Program Development Funds | 10,553,064 | 3,112,616 | 7,440,448 |
| Selected Categorical/Special Revenue Resources: | | | |
| Physical Plant & Instructional Support (SMSR & SIEFLM) | 3,230,496 | | 3,230,496 |
| Special Capital Outlay Fee (non-resident tuition) | 316,200 | | 316,200 |
| Lottery, Proposition 20 | 2,545,746 | | 2,545,746 |
| Total Selected Categorical/Special Rev. Resources | 6,092,442 | | 6,092,442 |
| Total Resources | \$ 16,645,506 | \$ 3,112,616 | \$ 13,532,890 |
| Percentage Distribution | <u>100%</u> | <u>19%</u> | <u>81%</u> |

Summary of 2017-18 Program Development Funds
Generated by Fiscal Year

| | | | |
|--|----------------------|---------------------|---------------------|
| 2015-16 Funding Sources | \$ 199,395 | \$ - | \$ 199,395 |
| 2016-17 Funding Sources | 4,932,460 | 441,209 | 4,491,251 |
| 2017-18 Funding Sources | 3,926,306 | 2,526,306 | 1,400,000 |
| Prior Year Mandate Claims, Adjustments and Set Aside | 1,494,903 | 145,101 | 1,349,802 |
| Total 2017-18 Program Development Funds | \$ 10,553,064 | \$ 3,112,616 | \$ 7,440,448 |

* Amounts included are net of projected statewide deficits

**LOS RIOS COMMUNITY COLLEGE DISTRICT
2017-18 Program Development Funds
Summary of Proposed Allocation by Strategic Goal**

| <u>Strategic Plan Goal:</u> | <u>Continuing Costs</u> | <u>One-Time Only</u> | <u>Total</u> | <u>% of Total</u> |
|---|-----------------------------|-----------------------------|-----------------------------|-----------------------|
| A. Establish Effective Pathways that Optimize Student Access and Success | \$ 26,790 | \$ 1,587,952 | \$ 1,614,742 | 9.7% |
| B. Ensure Equitable Academic Achievement Across all Racial, Ethnic, Socioeconomic and Gender Groups | 153,234 | (34,367) | 118,867 | 0.7% |
| C. Provide Exemplary Teaching and Learning Opportunities | 152,116 | 4,361,944 | 4,514,060 | 27.1% |
| D. Lead the Region in Workforce Development | 16,000 | 6,300 | 22,300 | 0.1% |
| E. Foster an Outstanding Working and Learning Environment | 2,764,476 | 7,611,061 | 10,375,537 | 62.3% |
| Grand Total | <u>\$ 3,112,616</u> | <u>\$ 13,532,890</u> | <u>\$ 16,645,506</u> | <u>100.0%</u> |

LOS RIOS COMMUNITY COLLEGE DISTRICT
2017-18 Program Development Funds
Summary of Proposed Allocation of Continuing Funds

Strategy A - Establish Effective Pathways that Optimize Student Access and Success

| | | |
|-----------------|----|--------|
| Website Upgrade | \$ | 26,790 |
|-----------------|----|--------|

Strategy B - Ensure Equitable Academic Achievement Across all Racial, Ethnic, Socioeconomic and Gender Groups

| | | |
|--|--|---------|
| Director Of Human Resources and Support Programs | | 153,234 |
|--|--|---------|

Strategy C - Provide Exemplary Teaching and Learning Opportunities

| | | |
|--------------------------------------|--|---------|
| College/District Discretionary Funds | | 152,116 |
|--------------------------------------|--|---------|

Strategy D - Lead the Region in Workforce Development

| | | |
|--|--|--------|
| Increase Special Activities Allocation | | 16,000 |
|--|--|--------|

Strategy E- Foster an Outstanding Working and Learning Environment

| | | |
|---|-----------|-------------------------|
| Administrative Positions and Other Administrative costs | | 171,720 |
| Other Classified Staff Related Allocations | | 725,756 |
| Employer Contribution Increase - PERS/STRS | | 902,000 |
| Utilities | | 647,000 |
| Information Technology Operational | | 300,000 |
| Other | | 18,000 |
| Total PDF - CONTINUING FUNDS | \$ | <u>3,112,616</u> |

**Los Rios Community College District
Proposed Allocation of Program Development Funds
and Selected Categorical Programs
2017-18 District Strategies**

| | District- Wide | ARC | CRC | FLC | SCC | DO/FM | Total One-Time | | Total |
|--|-------------------|----------------|----------------|----------------|----------------|----------|-------------------|------------------|------------------|
| | | | | | | | Continuing | Only | |
| A. Establish effective pathways that optimize student access and success | | | | | | | | | |
| 1) <u>Counseling Expansion</u> | | | | | | | | | |
| a) Allocation to support 900:1 increase - none due to enrollment | | | | | | | | | |
| 2) <u>Instructional Program</u> | | | | | | | | | |
| a) Summer 2017 (FTE) - 2017-18 | | | | | | | | | |
| <i>Total FTEF - 128.15; FTEF above 122.5 funded through 80%</i> | | | | | | | | | |
| Total Instructional Program | | - | - | - | - | | - | | - |
| 3) Marketing Campaign | 260,000 | | | | | | | 260,000 | 260,000 |
| 4) Website Upgrade | | | | | | | | | |
| a) Digital Communications Specialist | 111,000 | | | | | | | 111,000 | 111,000 |
| b) Website - Cloud | 29,290 | - | - | - | - | | 26,790 | 2,500 | 29,290 |
| 5) <u>Other Student Support Services</u> | | | | | | | | | |
| a) Student Access Card - ASG Revenue Offset (none due to enrollment) | | | | | | | | | |
| b) Financial Aid - OnBase | - | 10,000 | 10,000 | 10,000 | 10,000 | | | 40,000 | 40,000 |
| c) Out of State Tuition above base | | 278,918 | 138,108 | 95,240 | 499,087 | | | 1,011,353 | 1,011,353 |
| d) Child Care Centers - Support for Staffing Costs | | 55,329 | 37,786 | | 41,834 | | | 134,949 | 134,949 |
| e) WEAVE Confidential Reporting | 26,400 | | | | | | | 26,400 | 26,400 |
| f) Cardtronics - Financial Aid ATM's | 1,750 | - | - | - | - | | - | 1,750 | 1,750 |
| Total Other Student Support Services | 28,150 | 344,247 | 185,894 | 105,240 | 550,921 | - | - | 1,214,452 | 1,214,452 |
| Total Strategy A | 428,440 | 344,247 | 185,894 | 105,240 | 550,921 | - | 26,790 | 1,587,952 | 1,614,742 |
| B. Ensure Equitable Academic Achievement Across all Racial, Ethnic, Socioeconomic and Gender Groups | | | | | | | | | |
| 1) Expand Recruitment Activities | 20,000 | | | | | | | 20,000 | 20,000 |
| 2) Human Resources support for Title IX | 22,250 | | | | | | | 22,250 | 22,250 |
| 3) Director Of Human Resources and Support Programs | 76,617 | | | | | | 153,234 | (76,617) | 76,617 |
| Total Strategy B | 118,867 | - | - | - | - | - | 153,234 | (34,367) | 118,867 |

Los Rios Community College District
Proposed Allocation of Program Development Funds
and Selected Categorical Programs
2017-18 District Strategies

| | District- Wide | ARC | CRC | FLC | SCC | DO/FM | Total Continuing | Total One-Time Only | Total |
|--|-------------------|------------------|----------------|----------------|------------------|--------------|---------------------|---------------------------|------------------|
| C. Provide Exemplary Teaching and Learning Opportunities | | | | | | | | | |
| 1) <u>Program Expansion/Maintenance</u> | | | | | | | | | |
| a) Faculty Stipends | | - | - | - | - | | - | | - |
| Total Program Expansion | - | - | - | - | - | - | - | - | - |
| 2) Instructional Equipment & Library Materials | | 521,663 | 240,032 | 147,191 | 383,312 | | | 1,292,198 | 1,292,198 |
| 3) Learning Management System ¹ | 264,000 | - | - | - | - | | | 264,000 | 264,000 |
| 4) State Lottery Funds (Restricted Prop. 20) Instructional & Library Materials | | | | | | | | | |
| a) College Allocations based upon FTES | | 937,760 | 431,490 | 264,595 | 689,056 | | | 2,322,901 | 2,322,901 |
| b) Support Library Electronic Database | 222,845 | | | | | | | 222,845 | 222,845 |
| Total Restricted Lottery | 222,845 | 937,760 | 431,490 | 264,595 | 689,056 | - | - | 2,545,746 | 2,545,746 |
| 5) <u>Maintain Programs</u> | | | | | | | | | |
| a) College Operation/Discretionary Funds formula | | 34,604 | 49,838 | 46,546 | 21,128 | | 152,116 | | 152,116 |
| b) Facilities Maintenance Operational budget | | | | | | <i>defer</i> | <i>defer</i> | | - |
| c) JPA - Public Safety Agencies | | 260,000 | | | | | | 260,000 | 260,000 |
| Total Operational/Discretionary Funds | - | 294,604 | 49,838 | 46,546 | 21,128 | - | 152,116 | 260,000 | 412,116 |
| Total Strategy C | 486,845 | 1,754,027 | 721,360 | 458,332 | 1,093,496 | - | 152,116 | 4,361,944 | 4,514,060 |
| D. Lead the Region in Workforce Development | | | | | | | | | |
| 1) Community and Economic Development | 6,300 | | | | | | | 6,300 | 6,300 |
| 2) Increase Special Activities Allocation | | 4,000 | 4,000 | 4,000 | 4,000 | | 16,000 | | 16,000 |
| Total Strategy D | 6,300 | 4,000 | 4,000 | 4,000 | 4,000 | - | 16,000 | 6,300 | 22,300 |

Los Rios Community College District
Proposed Allocation of Program Development Funds
and Selected Categorical Programs
2017-18 District Strategies

| | District- Wide | ARC | CRC | FLC | SCC | DO/FM | Total | | Total |
|---|-------------------|-----------|----------|---------|----------|---------|------------|------------------|-----------|
| | | | | | | | Continuing | One-Time Only | |
| E. Foster an Outstanding Working and Learning Environment | | | | | | | | | |
| 1) <u>Employee Training/Development & Recruiting Costs</u> | | | | | | | | | |
| a) Staff Development - District Funds | | 65,061 | 31,420 | 19,797 | 50,243 | 8,479 | | 175,000 | 175,000 |
| b) Less: \$75,000 Continuing from PDF (2004-05) | | (29,488) | (12,410) | (5,947) | (23,725) | (3,430) | | (75,000) | (75,000) |
| c) Staff Development - Net 2017-18 PDF | | 35,573 | 19,010 | 13,850 | 26,518 | 5,049 | | 100,000 | 100,000 |
| 2) IBA Training | 20,000 | | | | | | | 20,000 | 20,000 |
| 3) Not Anymore & Sexual Harrassment Training | 40,000 | | | | | | | 40,000 | 40,000 |
| 4) <u>Safety & Security</u> | | | | | | | | | |
| a) Police Radio Replacement (Year 1 of 5) | 35,000 | | | | | | | 35,000 | 35,000 |
| b) Dispatch Phone Upgrade | 25,000 | | | | | | | 25,000 | 25,000 |
| c) Alertus | | 32,195 | | | | | | 32,195 | 32,195 |
| d) Security Camera Upgrade/SAN | 750,000 | | | | | | | 750,000 | 750,000 |
| e) Police Department Vehicles | 133,650 | | | | | | | 133,650 | 133,650 |
| Total Safety & Security | 943,650 | 32,195 | - | - | - | - | | 975,845 | 975,845 |
| 5) Utility Increases | 640,000 | | | | | | | 640,000 | 640,000 |
| 6) <u>Plant Maintenance & Enhancement</u> | | | | | | | | | |
| a) Scheduled Maintenance/Special Repairs (SMSR) | 144,590 | 1,110,418 | 61,190 | 367,710 | 100,000 | 154,390 | | 1,938,298 | 1,938,298 |
| b) Parking Lot Permit Dispensers | 230,500 | | | | | | | 230,500 | 230,500 |
| c) Vehicle Replacement | 105,000 | | | | | | | 105,000 | 105,000 |
| d) Prop 39 Consulting | 50,000 | | | | | | | 50,000 | 50,000 |
| e) Turf Replacement Sinking Fund | 155,000 | | | | | | | 155,000 | 155,000 |
| Total Plant Maintenance & Enhancement | 685,090 | 1,110,418 | 61,190 | 367,710 | 100,000 | 154,390 | | 2,478,798 | 2,478,798 |
| 7) <u>Classified Staff Allocations</u> | | | | | | | | | |
| a) Reclassifications, general | 75,000 | | | | | | | 75,000 | 75,000 |
| b) LRPD Reclassifications | 115,200 | | | | | | | 115,200 | 115,200 |
| c) LRPD Life Insurance/Supplemental Plan | 500,000 | | | | | | | 500,000 | 500,000 |
| d) LRCEA Reclassifications | 37,600 | | | | | | | 18,800 | 37,600 |
| e) LRSA Reclassifications | 52,300 | | | | | | | 52,300 | 52,300 |
| f) Confidential Reclassifications | 19,500 | | | | | | | 19,500 | 19,500 |
| g) Classified Positions | 92,000 | 12,438 | 37,100 | 38,053 | 9,617 | 33,270 | | 444,956 | 222,478 |
| Total Classified Staff Allocations | 891,600 | 12,438 | 37,100 | 38,053 | 9,617 | 33,270 | | 725,756 | 1,022,078 |

**Los Rios Community College District
Proposed Allocation of Program Development Funds
and Selected Categorical Programs
2017-18 District Strategies**

| | District- Wide | ARC | CRC | FLC | SCC | DO/FM | Total One-Time | | Total |
|---|-------------------|---------|--------|--------|---------|---------|-------------------|-----------|-----------|
| | | | | | | | Continuing | Only | |
| E. Foster an Outstanding Working and Learning Environment (continued) | | | | | | | | | |
| 8) <u>Cosumnes River College</u> | | | | | | | | | |
| a) County of Sacramento Sewer Increase | | | 7,000 | | | | 7,000 | - | 7,000 |
| 9) <u>Folsom Lake College</u> | | | | | | | | | |
| a) Electric Vehicle Charging Stations | | | | 35,000 | | | - | 35,000 | 35,000 |
| 10) <u>District Office Facilities</u> | | | | | | | | | |
| a) Suite 1200 Furniture Replacement/Facility Upgrade | | | | | | 60,900 | | 60,900 | 60,900 |
| b) Spanos Paint | | | | | | 50,000 | | 50,000 | 50,000 |
| Total DO Facilities | | | | | | 110,900 | | 110,900 | 110,900 |
| 11) a) PERS/STRS set-aside (OTO) - <i>funded by 80% (compensation)</i> | | | | | | | | - | - |
| b) PERS/STRS 2016-17 on-going | 902,000 | | | | | | 902,000 | | 902,000 |
| Total Retirement Funding | 902,000 | | | | | | 902,000 | - | 902,000 |
| 12) <u>Management</u> | | | | | | | | | |
| a) Management Salary Schedule & Step Increases | 114,170 | | | | | | 107,170 | 7,000 | 114,170 |
| b) Donor Relations (offset by salary savings) | | | | | | 32,275 | 64,550 | (32,275) | 32,275 |
| Total Management Allocations | 114,170 | | | | | 32,275 | 171,720 | (25,275) | 146,445 |
| 13) <u>Non-Instructional Equipment</u> | | | | | | | | | |
| a) Allocate using General Purpose FTE <i>(includes Capital Outlay fee)</i> | | 169,938 | 86,225 | 56,889 | 140,173 | 46,775 | | 500,000 | 500,000 |
| 14) Food Service Facilities - Subway | | | | | | 93,987 | | 93,987 | 93,987 |
| 15) <u>Information Technology (District-wide)</u> | | | | | | | | | |
| a) Operational Costs | 944,800 | | | | | | 300,000 | 644,800 | 944,800 |
| b) CampusWorks Project | 473,504 | | | | | | | 473,504 | 473,504 |
| c) New initiatives/project costs | 962,180 | | | | | | | 962,180 | 962,180 |
| d) Sinking Fund | 300,000 | | | | | | | 300,000 | 300,000 |
| e) Infrastructure Upgrade | 123,000 | | | | | | | 123,000 | 123,000 |
| District-Wide Information Technology ¹ | 2,803,484 | - | - | - | - | - | 300,000 | 2,503,484 | 2,803,484 |

Los Rios Community College District
Proposed Allocation of Program Development Funds
and Selected Categorical Programs
2017-18 District Strategies



| | District- Wide | ARC | CRC | FLC | SCC | DO/FM | Total One-Time | | Total |
|--|-------------------|------------------|------------------|------------------|------------------|----------------|-------------------|-------------------|-------------------|
| | | | | | | | Continuing | Only | |
| E. Foster an Outstanding Working and Learning Environment (continued) | | | | | | | | | |
| 16) <u>Organizational Costs</u> | | | | | | | | | |
| a) Legal, Audit & Actuarial Services | 300,000 | | | | | | 10,000 | 290,000 | 300,000 |
| b) Dues & Memberships | 70,000 | | | | | | 8,000 | 62,000 | 70,000 |
| c) District Wide Convocation | 130,000 | | | | | | | 130,000 | 130,000 |
| Total Organizational Costs | 500,000 | - | - | - | - | - | 18,000 | 482,000 | 500,000 |
| Total Strategy E | 7,539,994 | 1,360,562 | 210,525 | 511,502 | 370,295 | 382,659 | 2,764,476 | 7,611,061 | 10,375,537 |
| GRAND TOTAL | 8,580,446 | 3,462,836 | 1,121,779 | 1,079,074 | 2,018,712 | 382,659 | 3,112,616 | 13,532,890 | 16,645,506 |

¹ Unrestricted Lottery funds support this allocation

LOS RIOS COMMUNITY COLLEGE DISTRICT

PRESENTED TO BOARD OF TRUSTEES

DATE: January 10, 2018

| | | | |
|------------------------------------|---|------------------------------|---|
| SUBJECT: | Student Data Exchange Project | ATTACHMENT: None | |
| | | ENCLOSURE: None | |
| AGENDA ITEM: | Information Item B | TYPE OF BOARD CONSIDERATION: | |
| RECOMMENDED BY: |  Jamey Nye, Vice Chancellor Education & Technology | CONSENT/ROUTINE | |
| | | FIRST READING | |
| APPROVED FOR CONSIDERATION: |  Brian King, Chancellor | ACTION | |
| | | INFORMATION | x |

BACKGROUND:

As part of the Awards for Innovation grant, Los Rios Community College District and Align Capital Region have been working on a regional student data exchange project. This informational item is an effort to keep members of the Board of Trustees apprised of the project progress and next steps

STATUS:

Align Capitol Region (ACR) has convened the project Alignment Team, which is made up of members across educational segments (i.e. K-12, Community College, CSUS, Community Partners) to explore data sharing solutions. The A-team met regularly over the fall semester to map out the California educational data landscape as it currently exist in an effort to identify where alignment gaps exist as it relates to data sharing. We have developed our Launch Canvas and a visual aid of the current data landscape. The A-team is moving rapidly through the first phase of the process and will begin viewing the potential solutions in spring 2018. We anticipate that UC representation will be finalized in spring 2018, which ensures the A-team has representation from all educational segments in our region.

RECOMMENDATION:

This item is presented to the Board of Trustees for information and discussion.