

LOS RIOS COMMUNITY COLLEGE DISTRICT



BOARD MEETING AGENDA

Wednesday, August 8, 2018

5:30 pm

MEETING LOCATION:

Los Rios Community College District
Board Room
1919 Spanos Court
Sacramento, CA 95825

1. CALL TO ORDER

Board President

2. ORAL COMMUNICATIONS

The public may comment on any items within the Board's jurisdiction, even if the items are not on the agenda only during this portion of the meeting. However, the law prohibits action by the Board on non-agenda items. A yellow "Speaker's Card" must be submitted to the clerk of the board and comments are limited to three (3) minutes.

3. CONSENT CONSIDERATIONS

A member of the Board may request that an item be removed for further discussion and separate action.

A. Board Meeting Minutes: July 11, 2018 (page 3)	Brian King
B. District Quarterly Financial Status Report (311Q) (page 13)	Theresa Matista
C. Los Rios Foundation ~ Quarterly Investment Report (page 17)	Theresa Matista
D. Disposition of Stale District Records (page 20)	Theresa Matista
E. Special Event Authorization (page 22)	JP Sherry
F. Ratify: Grants & Contracts Awarded (page 24)	Brian King
G. Ratify: Affiliation and Other Agreements (page 25)	Theresa Matista
H. Ratify: Bid Transactions (page 28)	Theresa Matista
I. Disposition of Surplus Equipment- Salvage Value Greater than \$5000 (page 29)	Theresa Matista
J. Disposition of Surplus Equipment (page 30)	Theresa Matista
K. Purchase Orders, Warrants, Checks and Electronic Transfers (page 31)	Theresa Matista
L. Regular Human Resources Transactions (page 33)	Theresa Matista

4. ACTION

A. Pay Rate Schedules: 2017-18 Final; 2018-19 Interim (page 73)	Theresa Matista
B. Contract Award: Sacramento City College Mohr Hall Replacement (page 149)	Theresa Matista
C. Contract Award: Professional Development Services for CA Community Colleges (page 150)	Theresa Matista

5. BOARD MEMBER REPORTS

6. FUTURE AGENDA ITEMS

7. REPORTS and COMMENTS

- Student Association
- Classified Senate
- Academic Senate
- Other Recognized Constituencies
- Chancellor’s Report



8. ADJOURNMENT

LOS RIOS BOARD OF TRUSTEES			
Pamela Haynes President ▪ Area 5	John Knight Vice President ▪ Area 3	Dustin Johnson ▪ Area 1 Robert Jones ▪ Area 2 Ruth Scribner ▪ Area 4	Deborah Ortiz ▪ Area 6 Tami Nelson ▪ Area 7 Danny Thirakul ▪ Student Trustee
Regular Board Meetings are generally held every second Wednesday of the month at 5:30 pm ▪ <i>Note:</i> Meeting times and locations are subject to change. For current information, call the District Office at (916) 568-3021.			
Next Meeting: September 12, 2018 ▪ Regular Board Meeting ▪ Location: District Office			
Public records provided to the Board for the items listed on the open session portion of this agenda are available at the District Office located at 1919 Spanos Court, Sacramento, CA, during normal business hours. The Board agenda is posted on the District’s website: www.losrios.edu			
Help Us Help You			
Los Rios Community College District strives to make reasonable accommodations in all of its programs, services and activities for all qualified individuals with disabilities. Notification (568-3021) 48 hours in advance will enable the District to make arrangements to ensure meeting accessibility. When you arrive, please contact a staff member if you need assistance (Pursuant to Govt Code § 54954.2).			

LOS RIOS COMMUNITY COLLEGE DISTRICT

PRESENTED TO BOARD OF TRUSTEES

DATE: August 8, 2018

SUBJECT:	Board Meeting Minutes: July 11, 2018	ATTACHMENT: Yes	
		ENCLOSURE: None	
AGENDA ITEM:	Consent Item A	TYPE OF BOARD CONSIDERATION:	
RECOMMENDED BY:	 Brian King, Chancellor	CONSENT/ROUTINE	X
		FIRST READING	
APPROVED FOR CONSIDERATION:	 Brian King, Chancellor	ACTION	
		INFORMATION	

STATUS:

The minutes of the Board of Trustees meeting held on July 11, 2018 are attached for Board review and consideration.

RECOMMENDATION:

It is recommended that the Board of Trustees approve the minutes of the meeting held on July 11, 2018.



LOS RIOS COMMUNITY COLLEGE DISTRICT
Board Meeting Minutes
Wednesday, July 11, 2018

1. CALL TO ORDER

The board meeting was called to order by President Haynes at 5:30 p.m., in the Tiff Martinez Board Room at Los Rios Community College District, 1919 Spanos Court, Sacramento, California.

Present:

Ms. Pamela Haynes, President
Mr. John Knight, Vice President
Mr. Dustin Johnson
Mr. Robert Jones
Ms. Tami Nelson
Ms. Deborah Ortiz
Ms. Ruth Scribner

Mr. Danny Thirakul, Student Trustee

Dr. Brian King, Chancellor

2. ORAL COMMUNICATIONS

The following speakers addressed the Board of Trustees:

3. CONSENT CONSIDERATIONS

A motion was made by Trustee Ortiz, seconded by Trustee Knight, that the Board of Trustees approve Consent Consideration items A through O.

Roll Call Vote:

Aye: Haynes, Johnson, Jones, Knight, Nelson, Ortiz, Scribner

No: None

Absent: None

Student Trustee: Aye

Motion carried; 7:0

A. *Board Meeting Minutes: June 13, 2018*

That the Board of Trustees approve the minutes of the meeting held on June 13, 2018.

B. *Board Policy Revisions: P-2413, P-5178, P-6167, P-9159 Consensual Relationships with Students*

That the Board of Trustees approve the proposed revisions to Board Policies 2413, 5178, 6167, 9159.

C. Acceptance of Gifts: Colleges and Foundations

That the Board of Trustees accept the in-kind gifts amounting to \$272,968.68 as reflected in the July board agenda packet.

D. Resolution No. 2018-06: Five Year Construction Plan and Final Project Proposal

That the Board of Trustees approve the Five Year Construction Plan, Final Project Proposal, and supporting Resolution No. 2018-06 for submission to the State.

E. Claim: Iris Perez

That the Board of Trustees reject the claim of Iris Perez and refer the matter to the District's insurance administrators.

F. Claim: Noelle Silver

That the Board of Trustees reject the claim of Noelle Silver and refer the matter to the District's insurance administrators.

G. District Bank Accounts

That the Board of Trustees affirm the continuing need for the separate bank accounts used by the District as reflected in the July board agenda packet.

H. Disposition of Stale District Records

That the Board of Trustees approve the destruction of the documents referenced in the July board agenda packet.

I. Ratify: Grants and Contracts Awarded

That the Board of Trustees ratify and/or approve the grant and contract awards listed herein, pursuant to Board Policy 8315.

Title, Description, Term, Project Administrator	College/Unit	Amount	Source
Student Success and Support Program (Setaside Grant) <ul style="list-style-type: none">• Funding for Regional, State, and Federal Coordination and Consultation, In-Service Training and Technical Assistance, Special Activities and Administrative Support.• 10/01/2017 through 9/30/2019• Administrator: Mario Rodriguez / Associate Vice	DO	\$9,384,150	California Community College Chancellor's Office

Chancellor, Finance			
Student Equity Setaside Grant <ul style="list-style-type: none"> Funding for Regional, State, and Federal Coordination and Consultation, In-Service Training and Technical Assistance, Special Activities and Administrative Support. 10/01/2017 through 9/30/2019 Administrator: Mario Rodriguez / Associate Vice Chancellor, Finance 	DO	\$4,000,000	California Community College Chancellor's Office
El Dorado County Veterans Support <ul style="list-style-type: none"> Funds to purchase and provide books, materials, and education transition assistance to veterans as part of the EDC Veterans Resource Center. 7/01/2018 through 6/30/2019 Administrator: Christine Thomas / Vice President of Student Services 	FLC	\$40,000	El Dorado County
Face-to-Face Instruction at El Centro H.S. <ul style="list-style-type: none"> Funding to support a program in partnership with SCOE to offer community college courses to serve the specific educational needs of students at El Centro Jr./Sr. High School (juvenile court school within the juvenile hall.) 4/02/2018 through 12/31/2021 Administrator: Vicky Maryatt / Dean, Career Technical Education 	FLC	\$5,000/class	Sacramento County Office of Education
MESA Renewal <ul style="list-style-type: none"> Funds to support the MESA program 7/01/2018 through 6/30/2019 Administrator: Daniel Styer / Dean, Mathematics, Statistics and Engineering 	SCC	\$74,515	California Community College Chancellor's Office

J. Ratify: Affiliation and Other Agreements

That the Board of Trustees ratify and/or approve the agreements as listed.

- Below is a list of Allied Health Agreements for clinical placements and Internships for Los Rios students. While the District is obligated under these agreements to cooperate and provide educational services pursuant to these agreements, none of them require payment or receipt of funds.

ALLIED HEALTH AGREEMENTS FOR CLINICAL PLACEMENTS

Agency	Clinical Program	Campus	Contract Date	Term
Yolo Hospice, Inc.	HIT	CRC	04/27/18	Evergreen
Sutter Valley Hospital's	All Clinical Programs	All	05/01/18	EXP: 05/01/2021
Vibra Hospital Sacramento, LLC	Nursing	SCC	05/04/18	Evergreen
A+ Dental Care	Dental Asst.	SCC	05/25/18	Evergreen

* HIT – Health Information Technology

INTERNSHIP AGREEMENTS

Company/Agency	Internship Type	ID Number	Contract Date	Term
----------------	-----------------	-----------	---------------	------

Entercom	Broadcast	1670808	6/5/2018	08/09/2018
Entercom	Broadcast	1587880	6/11/2018	08/03/2018
Entercom	Broadcast	1507797	6/11/2018	08/16/2018
Entercom	Broadcast	1587725	6/18/2018	08/03/2018
Entercom	Broadcast	1533623	6/15/2018	08/03/2018
Entercom	Broadcast	1696518	6/11/2018	08/02/2018
Entercom	Broadcast	1663143	6/18/2018	08/03/2018
Entercom	Broadcast	1561760	6/11/2018	08/03/2018
Entercom	Broadcast	1623796	6/14/2018	08/03/2018

2. Below is a list of Facility Use Agreements for events where the facilities are provided free of charge or events where the District has or will receive payment from the user.

ON-CAMPUS FACILITY USE AGREEMENT

Campus	Type of Agreement	Permit Number
EDC	Facility Use	EDC-2018-013
EDC	Facility Use	EDC-2018-017
EDC	Facility Use	EDC-2018-020
FLC	Facility Use	FLC 18-019
FLC	Facility Use	FLC 18-025
FLC	Facility Use	FLC 18-029
FLC	Facility Use	FLC 18-030
FLC	Facility Use	FLC 18-031
FLC	Facility Use	FLC 18-032
FLC	Facility Use	FLC 18-033
FLC	Facility Use	FLC 18-034
FLC	Facility Use	FLC 18-035
FLC	Facility Use	FLC 18-036
FLC	Facility Use	FLC 18-019
CRC	Facility Use	C19-0014
CRC	Facility Use	C19-0015
CRC	Facility Use	C19-0016
CRC	Facility Use	C19-0017
CRC	Facility Use	C19-0018
CRC	Facility Use	C19-0019
CRC	Facility Use	C19-0020
SCC	Facility Use	S18-0091
SCC	Facility Use	S18-0100
SCC	Facility Use	S18-0106
SCC	Facility Use	S18-0107
SCC	Facility Use	S18-0110
Harris Center	Facility Use	11498
Harris Center	Facility Use	11521
Harris Center	Facility Use	11531
Harris Center	Facility Use	11623
Harris Center	Facility Use	12129
Harris Center	Facility Use	12131
Harris Center	Facility Use	12133
Harris Center	Facility Use	12134
Harris Center	Facility Use	12135
Harris Center	Facility Use	12209
Harris Center	Facility Use	12283
Harris Center	Facility Use	12781
Harris Center	Facility Use	12815
ARC	Facility Use	990
ARC	Facility Use	991

ARC	Facility Use	992
ARC	Facility Use	993
ARC	Facility Use	994
ARC	Facility Use	995

K. Ratify: Bid Transactions

That the Board of Trustees ratify and/or approve the bid transactions herein listed.

BID AWARDS					
Bid No	Description	No of Responses	Award Date	Successful Vendor	Contract Amount
18032	District Wide Custodial Supplies	11	6/27/18	Cole \$252,541.29 Hillyard \$44,328.44 JC Nelson \$44,182.35 JC Paper \$2,606.32 SacVal \$27,555.26 Unipak \$41,284.30 Waxie \$21,728.29	\$434,226.25

L. Disposition of Surplus Equipment

That the Board of Trustees approve the disposal of the listed items per Education Code section 81452.

M. Purchase Orders, Warrants, Checks and Electronic Transfers

That the Board of Trustees approve the numbered purchase orders, warrants, checks and electronic transfers issued during the period of May 16, 2018 through June 15, 2018.

PURCHASE ORDERS		
General Fund	0001099175-0001099718	\$ 25,614,987.68
Capital Outlay Fund	0003017816-0003017864	
Child Development Fund	0006000827-0006000828	
Self-Insurance Fund	0009000402-0009000402	
WARRANTS		
General Fund	763800-765325	\$ 9,143,845.21
General Fund-ARC Instructional Related	008707-008824	
General Fund-CRC Instructional Related	023061-023080	
General Fund-FLC Instructional Related	031344-031356	
General Fund-SCC Instructional Related	046962-047040	
Capital Outlay Fund	832791-832875	
Student Financial Aid Fund	900302-900306	
Child Development Fund	954542-954557	
Self-Insurance Fund	976450-976454	
Payroll Warrants	395517-397143	
Payroll Vendor Warrants	63994-64157	
June Leave Process	397144-399015	
CHECKS		
Financial Aid Disbursements (E-trans)	-	\$ 3,037,447.50

Clearing Checks	2786-2790	\$ 4024.61
Parking Checks	3099-3107	\$ 602.00
Bookstore Fund – ARC	32878-32965	\$ 870,124.92
Bookstore Fund – CRC	28042-28062	
Bookstore Fund – FLC	10312-10325	
Bookstore Fund – SCC	050316-050358	
Student Clubs Agency Fund – ARC	5587-5600	\$ 59,713.30
Student Clubs Agency Fund – CRC	4732-4763	
Student Clubs Agency Fund – FLC	2483-2491	
Student Clubs Agency Fund – SCC	3957-3981	
Foundation – ARC	5855-5872	\$ 223,799.42
Foundation – CRC	2508-2524	
Foundation – FLC	1597-1613	
Foundation – SCC	4499-4728	
Foundation – DO	0996-1004	
Associated Students Trust Fund – ARC	0978-0987	\$ 8,534.54
Associated Students Trust Fund – CRC	0849-0854	
Associated Students Trust Fund – FLC	0722-0723	
Associated Students Trust Fund – SCC	-	
Regional Performing Arts Center Fund	USI Check System 5749-5810	\$ 290,354.72
ELECTRONIC TRANSFERS		
Board of Equalization	-	\$
PARS	-	\$
Vendors	-	\$
Backup Withholding	-	\$
Retiree Health Trust	-	\$ -
Self-Insurance	-	\$ 85,212.27
Bookstore	-	\$ 54,278.50
Payroll Direct Deposit Advices	913028-919026	\$ 16,929,413.06
Other Payroll Transactions	-	\$ 7,367.00

N. Classification of Contract Employees 2018-19

That the Board of Trustees approve the changes listed in the July board agenda packet in certificated personnel employment status effective July 1, 2018.

O. Human Resources Transactions

That the Board of Trustees approve the human resources transactions listed in the July board agenda packet.

4. ACTION

A. Public Hearing: Resolution No. 2018-07: Authorizing College and Career Access Pathways (CCAP) Memorandum of Understanding: Natomas Unified School District

Public Hearing: President Haynes declared a public hearing to receive comments on the College and Career Access Pathways (CCAP) Memorandum of Understanding between American River College and Natomas Unified School District.

A motion was made by Trustee Knight, seconded by Trustee Johnson, that the Board of Trustees conduct a public hearing; adopt Resolution No. 2018-07 authorizing the proposed CCAP MOU between the Los Rios Community College District and Natomas Unified School District; and authorize the Chancellor or his designee(s) to execute the MOU and any future augmentations, amendments, renewals, extensions, or other modifications to the MOU.

Roll Call Vote:

Aye: Haynes, Johnson, Jones, Knight, Nelson, Ortiz, Scribner

No: None

Absent: None

Student Trustee: Aye

Motion carried; 7:0

B. Contract Award: American River College Liberal Arts Building Modernization

A motion was made by Trustee Knight, seconded by Trustee Ortiz, that the Board of Trustees award the contract for bid 18027 to Flint Builders Inc. for the base bid of \$31,811,000 and 5 alternates for a total contract amount of \$32,053,000.

Roll Call Vote:

Aye: Haynes, Johnson, Jones, Knight, Nelson, Ortiz, Scribner

No: None

Absent: None

Student Trustee: Aye

Motion carried; 7:0

C. Special Rate Temporary Classified Salary Schedule

A motion was made by Trustee Ortiz, seconded by Trustee Jones, that the Board of Trustees approve the salary schedule for special rate temporary classified employees effective July 1, 2018.

Roll Call Vote:

Aye: Haynes, Johnson, Jones, Knight, Nelson, Ortiz, Scribner

No: None

Absent: None

Student Trustee: Aye

Motion carried; 7:0

5. BOARD MEMBER REPORTS

Trustee Ortiz addressed the national issues affecting our state, region and district, and urged that we continue to think about things we can do to make a difference.

Trustee Thirakul attended a workshop on Mitigating the Summer Melt, which addressed barriers students face when entering college after the summer.

Trustee Haynes thanked those who have participated in, and have been supportive of, the thoughtful and respectful discussions regarding the various changes our statewide system and district are working through.

6. FUTURE AGENDA ITEMS

Trustee Haynes requested more detailed data on the number of ADTs, Certificates awarded to students, and would like to ultimately have a discussion about recognizing these students at the college commencement ceremonies.

Trustee Haynes asked the Chancellor to share the most recent memo for the state Chancellor's Office regarding the implementation guidelines for AB 705 with her colleagues on the Board. She also requested an update on the District's progress at an upcoming board meeting with a report on the good news and some of the challenges, as well as the status of what is happening in the field with faculty and staff.

7. REPORTS AND COMMENTS

The following constituency representatives presented reports to the Board:

Vonnie Shane, President, Folsom Lake College Classified Senate

Gayle Pitman, President, Sacramento City College Academic Senate

Chancellor's Report:

ARC: ARC has received a \$700,000 grant from the California Community College Chancellor's Office to launch an innovative new accounting apprenticeship program. Working in partnership with the California Government Operations Agency, California Department of Tax and Fee Administration, Employment Development Department, Franchise Tax Board, and SEIU Local 1000, ARC will start a new career pathway designed to meet pressing local, regional, and statewide labor market needs in the financial services sector. The grant will help build sustainable financial services professional pathways. This apprenticeship-to-new-career pipeline also provides upward mobility opportunities to workers from disproportionately impacted communities underrepresented in financial services occupations.

CRC: This Friday, more than 750 kids will be at CRC for Robert's Day. The theme is health and wellness and workshops include: a dental session, fitness boot camp, Samba, nutrition, hygiene, meditation, story hour, chemistry, green architecture, and solar energy sessions. Robert's Development Center began in North Sacramento, Del Paso Heights area, and provided after school and summer programming to at-risk youth. They now have multiple centers throughout Sacramento. Robert's has a strong emphasis on literacy and education and does college tours in the summer for the children they service, K-8th grade.

FLC: Folsom Lake College student Luna Lund has been selected by the Point Foundation, the nation’s largest organization for lesbian, gay, bisexual, transgender, and queer (LGBTQ) students, to join its 2018 Community College Scholarship Program. Luna was one of only 25 community college students selected nationally for this prestigious scholarship from a pool of over 2,000 applicants, and will receive \$3,700 towards tuition; admissions counseling, coaching, and financial education at the Point Community College Transfer Symposium to be held in Los Angeles this September; and will gain invaluable access to a growing network of fellow LGBTQ scholars. The sociology major and poet is also a Student Equity Advocate at FLC and will provide helpful guidance and support services to the college’s increasingly diverse student body when the new Equity Lab opens this fall.

SCC: Last month, Sacramento City College’s Senior Leadership Team met for a two-day retreat to discuss the leadership’s role in supporting and progressing Guided Pathways on the campus, particularly how every area can work together on enrollment management. The team combined strength building and small group exercises to identify some attainable goals for the next school year.

Districtwide: Chancellor King announced the Guided Pathways Board Study Session that is scheduled for Friday, August 10 and Saturday, August 11 at the District Office Board Room.

Chancellor King announced the following retirements:

Retirement			Years of Service
Frances Anderson	Administrative Assistant I	CRC	5
Blanca Miranda	Admissions/Records Evaluator II	CRC	17
David Taylor	Instructional Assistant – Campus Computer Lab	ARC	19
Victoria Henderson	Cultural Awareness Center Coordinator	SCC	20
Dana Brittingham	Counselor, DSP&S	ARC	32+
Eileen McCaffrey	Sign Language Professor/Coordinator	ARC	40

8. CLOSED SESSION

The Closed Session matters were removed from the July board agenda.

9. ADJOURNMENT

A motion was made by Trustee Knight, seconded by Trustee Ortiz, that the meeting be adjourned.

President Haynes adjourned the meeting at 6:03 p.m.

BRIAN KING



Chancellor and Secretary to the Board of Trustees

Draft minutes presented to the Board of Trustees: August 8, 2018

LOS RIOS COMMUNITY COLLEGE DISTRICT

PRESENTED TO BOARD OF TRUSTEES

DATE: August 8, 2018

SUBJECT:	District Quarterly Financial Status Report (311Q)	ATTACHMENT: Yes	
		ENCLOSURE: None	
AGENDA ITEM:	Consent Item B	TYPE OF BOARD CONSIDERATION:	
RECOMMENDED BY:	 Theresa Matista, Deputy Chancellor	CONSENT/ROUTINE	X
		FIRST READING	
APPROVED FOR CONSIDERATION:	 Brian King, Chancellor	ACTION	
		INFORMATION	

BACKGROUND:

Pursuant to the provisions of AB 2910, Chapter 1486, Statutes of 1986, each quarter districts must report their financial condition on forms prescribed by the California Community Colleges Chancellor’s Office. This prescribed report (form CCFS-311Q) must be submitted to the Chancellor’s Office and to the County Superintendent of Schools within forty-five (45) days following the end of each quarter for the first three quarters. The fourth quarter report is due no later than August 31. The Chancellor’s Office staff will then review the prescribed quarterly reports and notify districts if further action is necessary.

STATUS:

In accordance with AB 2910, the Governing Board should review the enclosed prescribed report (CCFS-311Q) at a regularly scheduled meeting and enter the report as part of the minutes of the meeting. As required, the District’s Chief Executive Officer (Chancellor) and Chief Business Officer have certified that the information for the quarter ended June 30, 2018 contained in this report is correct.

RECOMMENDATION:

It is recommended that the Board of Trustees receive the June 30, 2018 Quarterly Financial Status Report (CCFS-311Q) and the related financial statements.

LOS RIOS COMMUNITY COLLEGE DISTRICT
GENERAL FUND
STATEMENT OF APPROPRIATIONS, REVENUE & EXPENDITURES
FOR THE QUARTER ENDED June 30, 2018
UNAUDITED

	Revised Budget	YTD Activity
BEGINNING FUND BALANCE, JULY 1		
Uncommitted	\$ 17,561,713	\$ 17,561,713
Committed	42,153,581	42,153,581
Restricted	5,539,238	5,539,238
TOTAL BEGINNING FUND BALANCE	65,254,532	65,254,532
REVENUE:		
GENERAL PURPOSE		
Total Computational Revenue	304,001,771	303,957,520
Lottery Funds	7,704,154	9,003,076
Apprentice/Other General Purpose/Interfund Transfers	35,369,903	35,014,794
TOTAL GENERAL PURPOSE	347,075,828	347,975,390
SPECIAL PROGRAMS	123,612,531	76,670,634
TOTAL REVENUE AND TRANSFERS IN	470,688,359	424,646,024
TOTAL REVENUE, TRANSFERS AND BEGINNING FUND BALANCE	\$ 535,942,891	\$ 489,900,556
APPROPRIATIONS/EXPENDITURES:		
Academic Salaries	\$ 166,499,160	152,804,087
Classified Salaries	96,714,574	89,645,499
Employee Benefits	100,343,324	94,083,098
Supplies and Materials	22,820,531	7,193,605
Other Operating Expenses and Services	78,082,880	46,187,519
Capital Outlay	16,394,184	9,476,676
Payments to Students	24,224	11,686
Other Outgo	30,839,958	29,899,196
TOTAL APPROPRIATIONS/EXPENDITURES AND TRANSFERS OUT	511,718,835	429,301,366
ENDING FUND BALANCE		
Uncommitted	16,772,919	22,262,738
Committed	5,043,581	31,486,777
Restricted	2,407,556	6,849,675
TOTAL ENDING FUND BALANCE	24,224,056	60,599,190
TOTAL APPROPRIATIONS/EXPENDITURES AND ENDING FUND BALANCE	\$ 535,942,891	\$ 489,900,556

**CALIFORNIA COMMUNITY COLLEGES
CHANCELLOR'S OFFICE**

Quarterly Financial Status Report, CCFS-311Q

VIEW QUARTERLY DATA

CHANGE THE PERIOD

Fiscal Year: 2017-2018

District: (230) LOS RIOS

Quarter Ended: (Q4) Jun 30, 2018

Line	Description	As of June 30 for the fiscal year specified			
		Actual 2014-15	Actual 2015-16	Actual 2016-17	Projected 2017-2018
I. Unrestricted General Fund Revenue, Expenditure and Fund Balance:					
A.	Revenues:				
A.1	Unrestricted General Fund Revenues (Objects 8100, 8600, 8800)	285,917,982	345,267,515	329,809,249	344,870,123
A.2	Other Financing Sources (Object 8900)	1,197,079	933,839	2,156,313	3,105,267
A.3	Total Unrestricted Revenue (A.1 + A.2)	287,115,061	346,201,354	331,965,562	347,975,390
B.	Expenditures:				
B.1	Unrestricted General Fund Expenditures (Objects 1000-6000)	273,802,399	300,086,778	312,256,799	327,066,619
B.2	Other Outgo (Objects 7100, 7200, 7300, 7400, 7500, 7600)	9,827,661	29,535,622	11,336,001	26,874,550
B.3	Total Unrestricted Expenditures (B.1 + B.2)	283,630,060	329,622,400	323,592,800	353,941,169
C.	Revenues Over(Under) Expenditures (A.3 - B.3)	3,485,001	16,578,954	8,372,762	-5,965,779
D.	Fund Balance, Beginning	31,278,577	34,763,578	51,342,532	59,715,294
D.1	Prior Year Adjustments + (-)	0	0	0	0
D.2	Adjusted Fund Balance, Beginning (D + D.1)	31,278,577	34,763,578	51,342,532	59,715,294
E.	Fund Balance, Ending (C. + D.2)	34,763,578	51,342,532	59,715,294	53,749,515
F.1	Percentage of GF Fund Balance to GF Expenditures (E. / B.3)	12.3%	15.6%	18.5%	15.2%

II. Annualized Attendance FTES:

G.1	Annualized FTES (excluding apprentice and non-resident)	52,171	52,177	52,477	44,648
-----	---	--------	--------	--------	--------

III. Total General Fund Cash Balance (Unrestricted and Restricted)

	Description	As of the specified quarter ended for each fiscal year			
		2014-15	2015-16	2016-17	2017-2018
H.1	Cash, excluding borrowed funds		92,309,330	104,689,083	100,439,847
H.2	Cash, borrowed funds only		0	0	0
H.3	Total Cash (H.1+ H.2)	63,003,968	92,309,330	104,689,083	100,439,847

IV. Unrestricted General Fund Revenue, Expenditure and Fund Balance:

Line	Description	Adopted Budget (Col. 1)	Annual Current Budget (Col. 2)	Year-to-Date Actuals (Col. 3)	Percentage (Col. 3/Col. 2)
I. Revenues:					
I.1	Unrestricted General Fund Revenues (Objects 8100, 8600, 8800)	338,322,706	340,883,630	344,870,123	101.2%
I.2	Other Financing Sources (Object 8900)	3,504,219	6,192,198	3,105,267	50.1%
I.3	Total Unrestricted Revenue (I.1 + I.2)	341,826,925	347,075,828	347,975,390	100.3%
J. Expenditures:					
J.1	Unrestricted General Fund Expenditures (Objects 1000-6000)	352,579,954	357,570,740	327,066,619	91.5%
J.2	Other Outgo (Objects 7100, 7200, 7300, 7400, 7500, 7600)	11,456,971	27,403,882	26,874,550	98.1%
J.3	Total Unrestricted Expenditures (J.1 + J.2)	364,036,925	384,974,622	353,941,169	91.9%

K.	Revenues Over(Under) Expenditures (I.3 - J.3)	-22,210,000	-37,898,794	-5,965,779
L	Adjusted Fund Balance, Beginning	59,715,294	59,715,294	59,715,294
L.1	Fund Balance, Ending (C. + L.2)	37,505,294	21,816,500	53,749,515
M	Percentage of GF Fund Balance to GF Expenditures (L.1 / J.3)	10.3%	5.7%	

V. Has the district settled any employee contracts during this quarter? **YES**

If yes, complete the following: (If multi-year settlement, provide information for all years covered.)

Contract Period Settled (Specify) YYYY-YY	Management		Academic				Classified	
	Total Cost Increase	% *	Permanent		Temporary		Total Cost Increase	% *
			Total Cost Increase	% *	Total Cost Increase	% *	Total Cost Increase	% *
a. SALARIES:								
Year 1: 2018-19								
Year 2: 2019-20								
Year 3: 2020-21								
b. BENEFITS:								
Year 1: 2018-19								
Year 2: 2019-20								
Year 3: 2020-21								

* As specified in Collective Bargaining Agreement or other Employment Contract

c. Provide an explanation on how the district intends to fund the salary and benefit increases, and also identify the revenue source/object code.

The Board of Trustees approved the contract agreement with the Los Rios Supervisors Association (LRSA) on May 9, 2018. The contract period is 7/1/2018 - 6/30/2021. The contract continues the same compensation formula from prior agreements which provides for salary schedule or benefit improvements contingent upon new continuing revenues to support those costs.

VI. Did the district have significant events for the quarter (include incurrence of long-term debt, settlement of audit findings or legal suits, significant differences in budgeted revenues or expenditures, borrowing of funds (TRANS), issuance of COPs, etc.)? **NO**

If yes, list events and their financial ramifications. (Enter explanation below, include additional pages if needed.)

VII. Does the district have significant fiscal problems that must be addressed? **This year? NO**
Next year? YES



If yes, what are the problems and what actions will be taken? (Enter explanation below, include additional pages if needed.)

The District did not meet its enrollment goal for 2017-18 and received stability funding. The District has focused additional resources toward achieving its enrollment goal; however, enrollment continues to decline. If the District does not meet its base enrollment in 2018-19 the District would see a reduction in funding. The District has set aside dollars that may be needed to offset a reduction in revenues.

LOS RIOS COMMUNITY COLLEGE DISTRICT

PRESENTED TO BOARD OF TRUSTEES

DATE: August 8, 2018

SUBJECT:	Los Rios Foundation – Quarterly Investment Report	ATTACHMENT: Yes	
		ENCLOSURE: None	
AGENDA ITEM:	Consent Item C	TYPE OF BOARD CONSIDERATION:	
RECOMMENDED BY:	 Theresa Matista, Deputy Chancellor	CONSENT/ROUTINE	X
		FIRST READING	
APPROVED FOR CONSIDERATION:	 Brian King, Chancellor	ACTION	
		INFORMATION	

BACKGROUND:

In 1998, the District and Foundation adopted a Master Agreement whereby the Foundation became an auxiliary organization of the District. All college foundation investment activities were combined under the Los Rios Foundation. Morgan Stanley is the investment consultant for the Foundation.

As an auxiliary organization, the Foundation is not required to operate under GC 53600 investment restrictions. The Foundation Board has a Statement of Rules, Objectives and Guidelines to govern the investment of funds, last revised October 2016. The funds should be invested with care, skill, prudence and diligence with the goal of producing returns equal to or exceeding prevailing standards among foundations of similar asset size, as well as for the protection of funds held in perpetual duration. The Statement defines the investment guidelines for specified asset classes for endowed funds as follows: equities, defined as common stock, convertible preferred stock, convertible bonds, and convertible stock, shall represent 25-60% of the total fund assets; fixed-income securities, defined as investments with maturities greater than one year that pay a fixed rate of return, shall represent 17-50% of the total assets; alternative investments, defined as fund-of-fund investments, shall represent up to 20% of the total fund assets; and cash, defined as maturities shorter than one year, shall represent 2-10% of the total fund assets. In addition, the Statement provides guidelines for investing non-endowed funds based upon the purpose of the donation and the horizon of time for the use of funds. The three non-endowed portfolio funds available are cash management, fixed income and balanced funds.

STATUS:

This report represents the investment activity for the year ended June 30, 2018. The investments are directed by the Los Rios Foundation Finance Committee and realized and unrealized earnings are shown in the accompanying schedules. The return for the year ended June 30, 2018 for the endowed portfolio of \$10 million was 6.47% compared to 7.11% for the composite benchmark. The return for the year ended June 30, 2018 for the total managed portfolio of \$12.8 million was 4.91% compared to 5.45% for the composite benchmark. In accordance with generally accepted accounting principles, investments are restated to market value as of each fiscal year-end.

RECOMMENDATION:

It is recommended that the Board of Trustees receive the Foundation Quarterly Investment Report for the year ended June 30, 2018.


**Los Rios Foundation
Investment Portfolio**
For the Period July 1, 2017 - June 30 2018

TOTAL PORTFOLIO	Guidelines	Opening Balance July 2017	Net Deposits/ Withdrawals	Unrealized Gains/(Losses)	Realized Gains/(Losses)	Interest / Dividends	Total YTD Earnings	YTD Fees	Market Value (a)	% of Total Current Market Value
<u>Managed (Endowed):</u>										
Cash (Scholarship)	2-10%	283,116	(68,612)			435	435		214,939	2%
Fixed Income										
Breckinridge*		1,930,333	611,007	(56,209)	739	49,454	(6,016)	(8,542)	2,526,782	25%
Total Fixed Income	17-50%	1,930,333	611,007	(56,209)	739	49,454	(6,016)	(8,542)	2,526,782	25%
Equities										
Parametric Portfolio		2,281,343	(695,000)	(961,606)	1,239,396	57,252	335,042	(9,030)	1,912,355	19%
Snow		614,892		38,212	28,600	9,030	75,842	(3,961)	686,773	7%
NFJ International (Formerly: JP Morgan International)		925,784	(360,000)	(90,738)	146,983	30,023	86,268	(3,981)	648,071	6%
Hansberger International		1,012,444	312,750	(215,447)	289,879	43,398	117,830	(6,858)	1,436,166	14%
DTD - ETF		-	495,000	(3,670)		1,517	(2,153)	(160)	492,687	5%
MLP (Master Limited Partnership)		301,868	(12,000)	(36,567)	1,177	25,735	(9,655)	(1,038)	279,175	3%
Brandes International Small Cap		247,245		(24,240)	30,989	9,753	16,502	(962)	262,785	3%
Brandes EM		697,434	(25,000)	(74,805)	59,454	22,612	7,261	(5,711)	673,984	7%
Total Equities	25-60%	6,081,010	(284,250)	(1,368,861)	1,796,478	199,320	626,937	(31,701)	6,391,996	64%
Alternative Investments										
Liquid Alternatives		851,548	13,586	(12,703)	56	21,951	9,304	(5,832)	868,606	9%
Total Managed (Endowed)		9,146,007	271,731	(1,437,773)	1,797,273	271,160	630,660	(46,075)	10,002,323	100%
<u>Managed (Non-endowed):</u>										
Madison Short Duration Fixed Income*		2,658,343	(24,027)	(54,097)	(4,560)	63,911	5,254	(13,113)	2,626,457	
Total Managed (Endowed & Non-endowed)		11,804,350	247,704	(1,491,870)	1,792,713	335,071	635,914	(59,188)	12,628,780	
<u>Non-Endowed:</u>										
Cash Management - Money Market		960	156,433			(3)	(3)		157,390	
<u>Cash Clearing Account</u>										
Gift Receipt		2,050	(2,086)	(3,126)	3,160	80	114		78	
TOTAL PORTFOLIO		11,807,360	402,051	(1,494,996)	1,795,873	335,148	636,025	(59,188)	12,786,248	

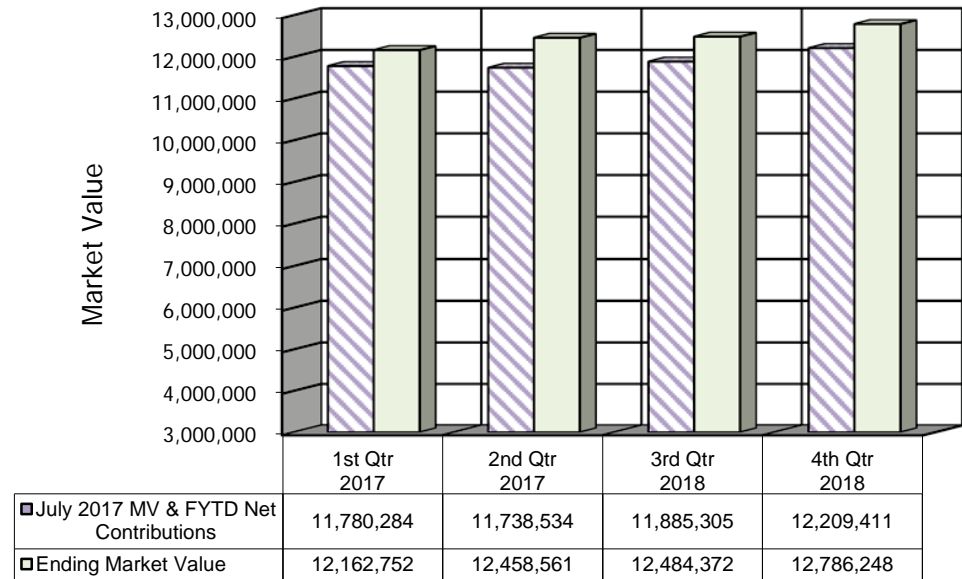
(a) Market Value from Morgan Stanley statement dated 6-30-18

*Includes accrued interest

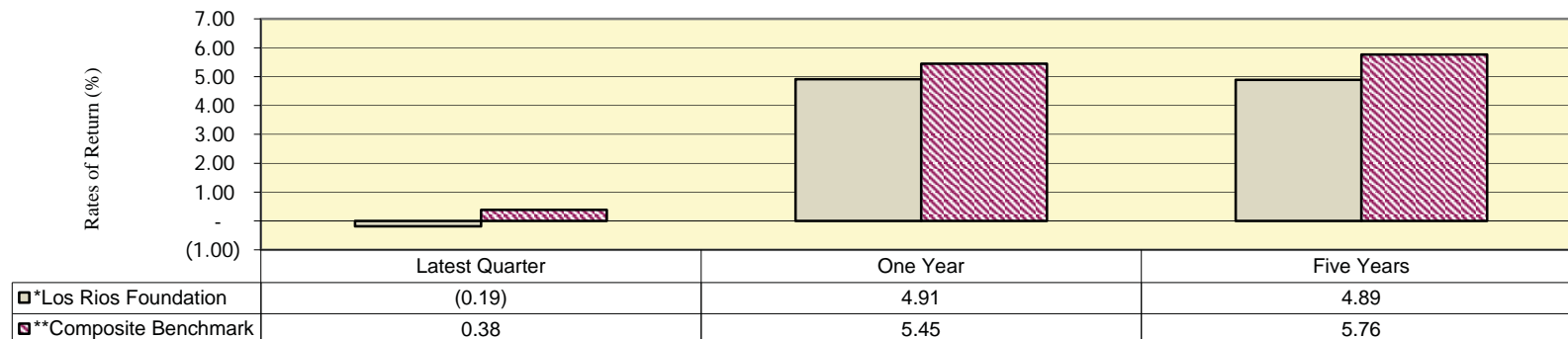
**Los Rios Foundation
Account Summary
as of June 30, 2018**



Portfolio Change July 2017 through June 2018



Performance Analysis as of June 30, 2018



*The definition of Los Rios Foundation Return is Managed Portfolio Net Time Weighted Returned which is net of fees.

**Provided by Morgan Stanley. Composite benchmark is composed of various market indices selected by Morgan Stanley to approximate the Foundation's asset allocation.

LOS RIOS COMMUNITY COLLEGE DISTRICT

PRESENTED TO BOARD OF TRUSTEES

DATE: August 8, 2018

SUBJECT:	Disposition of Stale District Records	ATTACHMENT: Yes	
		ENCLOSURE: None	
AGENDA ITEM:	Consent Item D	TYPE OF BOARD CONSIDERATION:	
RECOMMENDED BY:	<i>Theresa Matista</i>	CONSENT/ROUTINE	X
	Theresa Matista, Deputy Chancellor	FIRST READING	
APPROVED FOR CONSIDERATION:	<i>Brian King</i>	ACTION	
	Brian King, Chancellor	INFORMATION	

BACKGROUND:

Per Title 5, the Board of Trustees is required to approve the destruction of Class 3 (Disposable) records. Accordingly, the District presents to the Board a listing of items recommended for destruction.

STATUS:

In accordance with Title 5, Section 59027, documents listed on the attached have been classified as Class 3 records and are submitted to the Board for recommendation to be destroyed by the required manner of shredding, burning or pulping (Section 59029). It is hereby certified that all records included in the list are not in conflict with the record retention and destruction requirements of Title 5.

RECOMMENDATION:

It is recommended that the Board of Trustees approve the destruction of the documents referenced on the attached lists.



**Los Rios Community College District
Business Services**

Fiscal Year Documents Originated	Department	Box #	Documents	Fiscal Year Eligible for Destruction
2004-2006	General Accounting	3305	Investment Reports	2015-2016
2009-2011	General Accounting	3670	Journal Entries & Acct Reconciliations	2018-2109
2008-2010	General Accounting	3458	Bank Statements	2015-2016
2009-2010	General Accounting	3667	Journal Entries	2018-2019
2008-2009	General Accounting	3457	Income documents	2015-2016
0000-2010	General Accounting	3669	Journal Entries	2017-2018
0000-2010	General Accounting	3668	Income documents	2017-2018
2010-2011	General Accounting	3664	Journal Entries	2018-2019
2010-2011	General Accounting	3666	Income documents	2018-2019
2010-2011	General Accounting	3665	Journal Entries	2018-2019
2008-2009	General Accounting	3790	Journal Entries & Bank Reconciliations	2018-2019
2009-2010	Accounting Operations	3350	Vendor Warrants Student Refunds	2014-2015
2009-2010	Accounting Operations	3355	Vendor Warrants Student Refunds	2014-2015
2009-2010	Accounting Operations	3356	Vendor Warrants Student Refunds	2014-2015
2009-2010	Accounting Operations	3357	Vendor Warrants Student Refunds	2014-2015
2009-2010	Accounting Operations	3375	Vendor Warrants Student Refunds	2014-2015
2009-2010	Accounting Operations	3376	Vendor Warrants Student Refunds	2014-2015
2009-2010	Accounting Operations	3382	Vendor Warrants Student Refunds	2014-2015
2009-2010	Accounting Operations	3383	Vendor Warrants Student Refunds	2014-2015
2009-2010	Accounting Operations	3384	Student Refunds	2014-2015
2009-2010	Accounting Operations	3385	Vendor Warrants Student Refunds	2014-2015
2009-2010	Accounting Operations	3388	Vendor Warrants Student Refunds	2014-2015
2009-2010	Accounting Operations	3389	Vendor Warrants Student Refunds	2014-2015
2009-2010	Accounting Operations	3390	Vendor Warrants Student Refunds	2014-2015
2009-2010	Accounting Operations	3391	Vendor Warrants Student Refunds	2014-2015
2009-2010	Accounting Operations	3410	Vendor Warrants Student Refunds	2014-2015
2009-2010	Accounting Operations	3411	Vendor Warrants Student Refunds	2014-2015
2009-2010	Accounting Operations	3414	Vendor Warrants Student Refunds	2014-2015
2009-2010	Accounting Operations	3415	Vendor Warrants Student Refunds	2014-2015
2009-2010	Accounting Operations	3416	Vendor Warrants Student Refunds	2014-2015
2009-2010	Accounting Operations	3436	Vendor Warrants Student Refunds	2014-2015
2009-2010	Accounting Operations	3437	Vendor Warrants Student Refunds	2014-2015
2009-2010	Accounting Operations	3438	Vendor Warrants Student Refunds	2014-2015
2009-2010	Accounting Operations	3453	Vendor Warrants Student Refunds	2014-2015
2009-2010	Accounting Operations	3454	Vendor Warrants Student Refunds	2014-2015
2009-2010	Accounting Operations	3455	Vendor Warrants Student Refunds	2014-2015
2009-2010	Accounting Operations	3456	Vendor Warrants Student Refunds	2014-2015
2009-2010	Accounting Operations	3493	Vendor Warrants Student Refunds	2014-2015
2009-2010	Accounting Operations	3494	Vendor Warrants Student Refunds	2014-2015
2009-2010	Accounting Operations	3861	Warrant Registers	2014-2015
2008-2009	Accounting Operations	3264	Vendor Warrants Student Refunds	2013-2014
2008-2009	Accounting Operations	3265	Vendor Warrants Student Refunds	2013-2014
2008-2009	Accounting Operations	3266	Vendor Warrants Student Refunds	2013-2014

LOS RIOS COMMUNITY COLLEGE DISTRICT

PRESENTED TO BOARD OF TRUSTEES

DATE: August 8, 2018

SUBJECT:	Special Event Authorization	ATTACHMENT: None	
		ENCLOSURE: None	
AGENDA ITEM:	Consent Item E	TYPE OF BOARD CONSIDERATION:	
RECOMMENDED BY:	JP Sherry, General Counsel 	CONSENT/ROUTINE	X
		FIRST READING	
APPROVED FOR CONSIDERATION:	Brian King, Chancellor 	ACTION	
		INFORMATION	

BACKGROUND:

Pursuant to Board Policy P-1414, special events are shows, private parties, concerts, theatrical productions, and other events held on a District premises for which the principal attendees are members of the general public or invited guests and not students of the District.

STATUS:

The Harris Center is working with three local Rotary Associations to cater wine and beer at several of the upcoming shows at the Harris Center. Before this occurs, a suitable Memorandum of Understanding (MOU) with appropriate insurance and liability provisions must be executed between the District and the Rotary Associations. At the below-listed special events, event sponsors have submitted applications for permission to serve alcohol.

College Events

Date of Event	College	Location	Name of Event	Alcohol
August 18-19, 2018	FLC	Harris Center	Clint Black	Wine & Beer
August 25, 2018	FLC	Harris Center	Jeffrey Siegel	Wine & Beer
August 26, 2018	FLC	Harris Center	Shades of Bubl�	Wine & Beer
August 30- September 3, 2018	FLC	Harris Center	In the Mood	Wine & Beer
September 4-5, 2018	FLC	Harris Center	Whitney Houston Tribute	Wine & Beer
September 6, 2018	FLC	Harris Center	CA Beach Boys Experience	Wine & Beer
September 27, 2018	FLC	Harris Center	Stephen Stills & Judy Collins	Wine & Beer
September 28, 2018	FLC	Harris Center	Rita Rudner	Wine & Beer
September 29, 2018	FLC	Harris Center	Battle of the Bands	Wine & Beer
September 30, 2018	FLC	Harris Center	Kingston Trio	Wine & Beer
October 3, 2018	FLC	Harris Center	The Simon & Garfunkel Story	Wine & Beer
October 4, 2018	FLC	Harris Center	EDMT: Back to Broadway	Wine & Beer

October 5, 2018	FLC	Harris Center	Dale Head Big Band	Wine & Beer
October 6, 2018	FLC	Harris Center	Classic Albums Live	Wine & Beer
October 7, 2018	FLC	Harris Center	Aida Cuevas	Wine & Beer
October 11, 2018	FLC	Harris Center	Jeffrey Siegel	Wine & Beer
October 12-14, 2018	FLC	Harris Center	A Night with Janis Joplin	Wine & Beer
October 20, 2018	FLC	Harris Center	Folsom Lake Symphony	Wine & Beer
October 21, 2018	FLC	Harris Center	New Chordettes	Wine & Beer
October 26-28, 2018	FLC	Harris Center	Finding Neverland	Wine & Beer
November 29, 2018	FLC	Harris Center	The TEN Tenors	Wine & Beer
December 1-2, 2018	FLC	Harris Center	Folsom Lake Symphony	Wine & Beer
December 2, 2018	FLC	Harris Center	Nat King Cole Christmas	Wine & Beer



RECOMMENDATION:

It is recommended that the Board of Trustees approve or ratify the applications listed herein subject to the District entering into an appropriate MOU acceptable to the Deputy Chancellor and General Counsel.

LOS RIOS COMMUNITY COLLEGE DISTRICT

PRESENTED TO BOARD OF TRUSTEES

DATE: August 8, 2018

SUBJECT:	Ratify: Grants and Contracts Awarded	ATTACHMENT: None	
		ENCLOSURE: None	
AGENDA ITEM:	Consent Item F	TYPE OF BOARD CONSIDERATION:	
RECOMMENDED BY:	 Brian King, Chancellor	CONSENT/ROUTINE	X
		FIRST READING	
APPROVED FOR CONSIDERATION:	 Brian King, Chancellor	ACTION	
		INFORMATION	

BACKGROUND:

Pursuant to Board Policy 8315, executed agreements for the following grant and/or contract awards are hereby presented for approval and/or ratification.

Title, Description, Term, Project Administrator	College/Unit	Amount	Source
LRCCD MESA Scholarships <ul style="list-style-type: none"> • Funding for MESA Scholarships • 6/01/2018-6/30/2019 • Administrator: Roger Davidson / Dean, Mathematics 	ARC	\$5,000	Teichert Foundation
Guardian Financial Services Training <ul style="list-style-type: none"> • Funding for the development and planning of the Guardian Life Financial Success Project • 8/01/2017 through 6/30/2018 • Administrator: Raquel Arata / Dean, Career Education & Workforce Development 	ARC	\$37,513	Guardian Life Insurance Company

RECOMMENDATION:

It is recommended that the Board of Trustees ratify and/or approve the grant and contract awards listed herein, pursuant to Board Policy 8315.

LOS RIOS COMMUNITY COLLEGE DISTRICT

PRESENTED TO BOARD OF TRUSTEES

DATE: August 8, 2018

SUBJECT:	Ratify: Affiliation and Other Agreements	ATTACHMENT: Yes	
		ENCLOSURE: None	
AGENDA ITEM:	Consent Item G	TYPE OF BOARD CONSIDERATION:	
RECOMMENDED BY:	<i>Theresa Matista</i> Theresa Matista, Deputy Chancellor	CONSENT/ROUTINE	X
		FIRST READING	
APPROVED FOR CONSIDERATION:	<i>Brian King</i> Brian King, Chancellor	ACTION	
		INFORMATION	

BACKGROUND:

Pursuant to Education Code section 81655, and Board Policy 8315, all agreements to which the District is party must be approved by or ratified by the Board of Trustees. Where agreements are not authorized or ratified by other means, this board agenda item is used to ensure compliance with this obligation.

STATUS:

Pursuant to Board Policy 8315, the agreements and/or extensions for the contracts listed as attached are hereby presented for approval/ratification.

RECOMMENDATION:

It is recommended that the Board of Trustees ratify and/or approve the agreements as listed.

1. Los Rios Community College District and Top Hat utilize California State University Sacramento contract No. SA-160314-1 to allow Los Rios Community College District students to purchase at a discount subscriptions to Top Hat's Student Engagement System. The agreement is valid from July 26, 2018 to May 30, 2019.
2. Below is a list of Allied Health Agreements for clinical placements and Internships for Los Rios students. While the District is obligated under these agreements to cooperate and provide educational services pursuant to these agreements, none of them require payment or receipt of funds.

ALLIED HEALTH AGREEMENTS FOR CLINICAL PLACEMENTS

Agency	Clinical Program	Campus	Contract Date	Term
Markham Orthodontics	Dental Asst.	SCC	06/13/18	Evergreen
Rehab Alliance	PTA/OTA	SCC	07/10/18	Evergreen
Parent-Sorenson Mortuary	Funeral Services	ARC	07/18/18	Evergreen
Donahue Funeral Home	Funeral Services	ARC	7/17/18	Evergreen

* PTA/OTA – Physical Therapy Assistant/Occupational Therapy Assistant

INTERNSHIP AGREEMENTS

Company/Agency	Internship Type	ID Number	Contract Date	Term
Entercom	Broadcast	1661364	06/18/18	08/03/18
Entercom	Broadcast	1758774	06/16/18	08/03/18
Entercom	Broadcast	1517844	06/26/18	08/03/18
Entercom	Broadcast	1699057	06/16/18	08/08/18
Entercom	Broadcast	1616265	06/16/18	08/08/18
KRCA-TV	Broadcast	1735233	06/26/18	08/08/18

3. Below is a list of Facility Use Agreements for events where the facilities are provided free of charge or events where the District has or will receive payment from the user.

ON-CAMPUS FACILITY USE AGREEMENTS



Campus	Type of Agreement	Permit Number
EDC	Facility Use	EDC-2018-013
FLC	Facility Use	FLC 18-038
FLC	Facility Use	FLC 18-039
FLC	Facility Use	FLC 18-040
FLC	Facility Use	FLC 18-041
FLC	Facility Use	FLC 18-042
FLC	Facility Use	FLC 18-043
FLC	Facility Use	FLC 18-044
FLC	Facility Use	FLC 18-045
CRC	Facility Use	C19-0021
CRC	Facility Use	C19-0022
CRC	Facility Use	C19-0023
CRC	Facility Use	C19-0024
CRC	Facility Use	C19-0025
CRC	Facility Use	C19-0026
CRC	Facility Use	C19-0027
CRC	Facility Use	C19-0028

SCC	Facility Use	S18-0093
SCC	Facility Use	S18-0102
SCC	Facility Use	S18-0113
SCC	Facility Use	S18-0119
SCC	Facility Use	S18-0122
SCC	Facility Use	S19-0004
SCC	Facility Use	S19-0005
SCC	Facility Use	S19-0009
SCC	Facility Use	S19-0010
SCC	Facility Use	S19-0013
SCC	Facility Use	S19-0015
SCC	Facility Use	S19-0016
SCC	Facility Use	S19-0020
Harris Center	Facility Use	11624
Harris Center	Facility Use	12135
Harris Center	Facility Use	12275
Harris Center	Facility Use	12778
Harris Center	Facility Use	12783
Harris Center	Facility Use	12847
Harris Center	Facility Use	12854
Harris Center	Facility Use	12954
ARC	Facility Use	996
ARC	Facility Use	997
ARC	Facility Use	998
ARC	Facility Use	999
ARC	Facility Use	1000

LOS RIOS COMMUNITY COLLEGE DISTRICT

PRESENTED TO BOARD OF TRUSTEES

DATE: August 8, 2018

SUBJECT:	Ratify: Bid Transactions	ATTACHMENT: None	
		ENCLOSURE: None	
AGENDA ITEM:	Consent Item H	TYPE OF BOARD CONSIDERATION:	
RECOMMENDED BY:	 Theresa Matista, Deputy Chancellor	CONSENT/ROUTINE	X
		FIRST READING	
APPROVED FOR CONSIDERATION:	 Brian King, Chancellor	ACTION	
		INFORMATION	

BACKGROUND:

Pursuant to Board Policy 8315 the bid transactions herein listed are presented for approval and/or ratification.

BID AWARDS					
Bid No	Description	No of Responses	Award Date	Successful Vendor	Contract Amount
18035	ARC Davies Hall Computer Labs	3	7/19/18	Vanden Bos Electric, Inc.	\$16,900.00

Bidders for 18035:

Vanden Bos Electric, Inc.	\$16,900.00
AMS.NET	\$20,158.98
Alessandro Electric	\$24,000.00



RECOMMENDATION:

It is recommended that the Board of Trustees ratify and/or approve the bid transactions herein listed.

LOS RIOS COMMUNITY COLLEGE DISTRICT

PRESENTED TO BOARD OF TRUSTEES

DATE: August 8, 2018

SUBJECT:	Disposition of Surplus Equipment – Salvage Value Greater than \$5,000	ATTACHMENT: None	
		ENCLOSURE: None	
AGENDA ITEM:	Consent Item I	TYPE OF BOARD CONSIDERATION:	
RECOMMENDED BY:	 Theresa Matista, Deputy Chancellor	CONSENT/ROUTINE	X
		FIRST READING	
APPROVED FOR CONSIDERATION:	 Brian King, Chancellor	ACTION	
		INFORMATION	

BACKGROUND:

The Education Code regulates the procedure by which a community college district can dispose of real and personal property. Education Code section 81450-81450.5 provides that the governing board may, sell for cash, exchange for value or donate any personal property belonging to the district if the property is not required for school purposes, or if it should be disposed of for the purpose of replacement, or if it is unsatisfactory or not suitable for school use. The methods for disposal differ based upon the estimated value of the equipment. Whereas, most equipment is disposed of either through the State of California or, if the State will not accept, through a scrap dealer, items with a value greater than \$5,000 either individually or in aggregate, require a public auction, noticed as required by law.

STATUS:

The District will auction the following items which in aggregate have a value greater than \$5,000: 1990 Bobcat Trencher model T116 and a 1990 Karcher Pressure Washer Model HDS650 ER908. Due to the poor condition of each item, the equipment is no longer suitable for school use. The District, via public auction, intends to sell to the highest bidder or donate to an interested school/public entity.



RECOMMENDATION:

It is recommended that the Board of Trustees approve the disposal of the listed items per Education Code section 81450-81450.5.

LOS RIOS COMMUNITY COLLEGE DISTRICT

PRESENTED TO BOARD OF TRUSTEES

DATE: August 8, 2018

SUBJECT:	Disposition of Surplus Equipment	ATTACHMENT: None	
		ENCLOSURE: None	
AGENDA ITEM:	Consent Item J	TYPE OF BOARD CONSIDERATION:	
RECOMMENDED BY:	 Theresa Matista, Deputy Chancellor	CONSENT/ROUTINE	X
		FIRST READING	
APPROVED FOR CONSIDERATION:	 Brian King, Chancellor	ACTION	
		INFORMATION	

BACKGROUND:

The Education Code regulates the procedures by which a Community College District can dispose of real and personal property. Education Code section 81452 provides that the governing board may, by unanimous vote, dispose of items valued at \$5,000 or less by private sale without advertising or selling the items at public auction. The District has held previous auctions, but they have generally cost more than they have netted for the District.

STATUS:

The District has a quantity of surplus materials that needs to be disposed of, such as outdated desks and computers. The District has located a scrap dealer who will take selected surplus items for recycling. Any items remaining will be disposed.

The surplus items to be recycled or disposed of are either irreparable, obsolete, in poor condition or not needed for district/college operations and include the following: 3 cassette decks; 12 chairs; 32 computers; 1 desk; 1 equalizer; 1 laptop; 1 media cart; 2 printers; 1 projector; 2 speakers; 3 switches; 3 televisions; 7 towers and 1 video monitor.

These items have a value of less than \$5,000.



RECOMMENDATION:

It is recommended that the Board of Trustees approve the disposal of the listed items per Education Code section 81452.

LOS RIOS COMMUNITY COLLEGE DISTRICT

PRESENTED TO BOARD OF TRUSTEES

DATE: August 8, 2018

SUBJECT:	Purchase Orders, Warrants, Checks and Electronic Transfers	ATTACHMENT: Yes	
		ENCLOSURE: None	
AGENDA ITEM:	Consent Item K	TYPE OF BOARD CONSIDERATION:	
RECOMMENDED BY:	 Theresa Matista, Deputy Chancellor	CONSENT/ROUTINE	X
		FIRST READING	
APPROVED FOR CONSIDERATION:	 Brian King, Chancellor	ACTION	
		INFORMATION	

BACKGROUND:

A listing of purchase orders, warrants, checks and wires issued during the period of June 16, 2018 through July 15, 2018 is on file in the District Business Services Office for review.

RECOMMENDATION:



It is recommended that the Board of Trustees approve the numbered purchase orders, warrants, checks and electronic transfers that are reflected on the attached schedule.

PURCHASE ORDERS		
General Fund	0001098858-0001100294 B118821-B199403	\$ 58,284,776.83
Capital Outlay Fund	0003017747-0003017888	
Child Development Fund	0006000837-0006000837 B619000-B619007	
Self-Insurance Fund	0009000404-0009000413 B919000-B919006	
WARRANTS		
General Fund	765326-767043	\$ 10,782,611.06
General Fund-ARC Instructional Related	008825-008871	
General Fund-CRC Instructional Related	023081-023093	
General Fund-FLC Instructional Related	031357-031359	
General Fund-SCC Instructional Related	047041-047066	
Capital Outlay Fund	832876-832948	
Student Financial Aid Fund	900307-900310	
Child Development Fund	954558-954569	
Self-Insurance Fund	976455-976462	
Payroll Warrants	399016-399997	
Payroll Vendor Warrants	64158-64276	
July Leave Process	399998-402025	
CHECKS		
Financial Aid Disbursements (E-trans)	-	\$ 2,050,667.50
Clearing Checks	2791-2794	\$ 1,723.00
Parking Checks	-	\$ -
Bookstore Fund – ARC	32966-33012	\$ 406,451.69
Bookstore Fund – CRC	28063-28107	
Bookstore Fund – FLC	10326-10344	
Bookstore Fund – SCC	050359-050407	
Student Clubs Agency Fund – ARC	5601-5609	\$ 73,636.53
Student Clubs Agency Fund – CRC	4764-4780	
Student Clubs Agency Fund – FLC	2492-2501	
Student Clubs Agency Fund – SCC	3982-3992	
Foundation – ARC	5873-5882	\$ 66,060.34
Foundation – CRC	2525-2529	
Foundation – FLC	1614-1623	
Foundation – SCC	4729-4736	
Foundation – DO	1005-1008	
Associated Students Trust Fund – ARC	0988-0991	\$ 1,822.96
Associated Students Trust Fund – CRC	0855-0856	
Associated Students Trust Fund – FLC	0724-0725	
Associated Students Trust Fund – SCC	-	
Regional Performing Arts Center Fund	USI Check System 5811-5877 Manual checks: 9216-9216	\$ 320,518.23
ELECTRONIC TRANSFERS		
Board of Equalization	-	\$
PARS	-	\$ 64,120.77
Vendors	-	\$
Backup Withholding	-	\$
Retiree Health Trust	-	\$ -
Self-Insurance	-	\$ 236,947.34
Bookstore	-	\$ 47,241.40
Payroll Direct Deposit Advices	919027-922289	\$ 8,205,512.09
Other Payroll Transactions	-	\$ 6,099.00

LOS RIOS COMMUNITY COLLEGE DISTRICT

PRESENTED TO BOARD OF TRUSTEES

DATE: August 08, 2018

SUBJECT:	Human Resources Transactions	ATTACHMENT: Yes	
		ENCLOSURE: None	
AGENDA ITEM:	Consent Item L	TYPE OF BOARD CONSIDERATION:	
RECOMMENDED BY:	 Theresa Matista, Deputy Chancellor	CONSENT/ROUTINE	X
		FIRST READING	
APPROVED FOR CONSIDERATION:	 Brian King, Chancellor	ACTION	
		INFORMATION	

RECOMMENDATION:

It is recommended that the Board of Trustees approve the Human Resources transactions on the attached pages.

M A N A G E M E N T

APPOINTMENT(S) TO CATEGORICALLY FUNDED POSITION(S)

<u>Name</u>	<u>Subject/Position</u>	<u>Effective Date(s)</u>
	<u>American River College</u>	
Anderson, Tanya T. (M. A., California State University, Sacramento)	Project Director (X) for TRIO, Student Support Services, STEM, & Veterans Programs	09/01/18 – 08/31/19
Garcia, Diana M. (M. A., California State University, Sacramento)	Project Director (X) for TRIO, Educational Talent Search	09/01/18 – 08/31/19
Juarez, Maricela (M.S., California State University, Sacramento)	Project Director (X) of TRIO, Upward Bound Programs	09/01/18 – 08/31/19
	<u>Cosumnes River College</u>	
Pasamonte, Raul (M.S., California State University, Sacramento)	Project Director (X) of TRIO Upward Bound Programs	09/01/18 – 08/31/19

APPOINTMENT TO TEMPORARY POSITION(S)

<u>Name</u>	<u>Subject/Position</u>	<u>Effective Date(s)</u>
	<u>Cosumnes River College</u>	
Lampano, Jinky-Jay S.J. (M.S., Chapman University)	Interim Police Captain	07/24/18 – 01/31/19
Raines, Christopher K. (B.S., Colorado Technical University)	Interim Director of Administrative Services	08/06/18 – 12/31/18
	<u>District Office</u>	
Cuny, Theresa M. (B.A., California State University, Sacramento)	Interim Director of Human Resources	04/23/18 – 09/30/18 (Revised)

RESIGNATION(S)

<u>Name</u>	<u>Subject/Position</u>	<u>Effective Date(s)</u>
	<u>District Office</u>	
Gregg, Jason L.	IT – Project Manager (III)	08/04/18

RETIREMENT(S)

<u>Name</u>	<u>Subject/Position</u>	<u>Effective Date(s)</u>
	<u>American River College</u>	
Neal, Robin J. (After 18+ years of service)	Vice President of Student Services	01/01/19

FACULTY

APPOINTMENT(S)

<u>Name</u>	<u>Subject/Position</u>	<u>Effective Date(s)</u>
	<u>Sacramento City College</u>	
Wyles, Eric J. (M.S., University of California, Davis)	Engineering Assistant Professor	08/23/18

APPOINTMENT TO TEMPORARY POSITION(S)

<u>Name</u>	<u>Subject/Position</u>	<u>Effective Date(s)</u>
	<u>Sacramento City College</u>	
Than-Thuy, Dao (M.S., California State University, Sacramento)	Computer Information Science Assistant Professor, L.T.T.	08/23/18 – 12/20/18

LEAVE(S) OF ABSENCE

<u>Name</u>	<u>Subject/Position</u>	<u>Type</u>	<u>Effective Date(s)</u>
	<u>American River College</u>		
Leever, Carol	Computer Information Science Professor	Medical	01/11/18 – 12/20/18

PLACEMENT ON 39-MONTH RE-EMPLOYMENT LIST

<u>Name</u>	<u>Subject/Position</u>	<u>Effective Date(s)</u>
	<u>Cosumnes River College</u>	
Winter, Dionne B.	Diagnostic Medical Sonography Program Coordinator / Professor	09/07/2018

REASSIGNMENT / TRANSFER(S)

<u>Name</u>	<u>Subject/Position</u>	<u>Effective Date(s)</u>
	<u>American River College</u>	
Heiser, Ceydy B.	Spanish Professor From Spanish Professor (80%) / Foreign Language Lab Coordinator (20%)	07/01/18
Wilkerson, Asha B.	Legal Assisting Assistant Professor (80%) / Legal Assisting Coordinator (20%) From Legal Assisting Assistant Professor	07/01/18

FACULTY

RESIGNATION(S)

<u>Name</u>	<u>Subject/Position</u>	<u>Effective Date(s)</u>
	<u>American River College</u>	
Jeydel, Alana S.	Political Science Professor	05/17/18

RETIREMENT(S)

<u>Name</u>	<u>Subject/Position</u>	<u>Effective Date(s)</u>
	<u>Sacramento City College</u>	
Tambert, Roxanne R. (After 25 years of service)	Cosmetology Professor	05/17/18

TEMPORARY REASSIGNMENT / TRANSFER(S)

	<u>Cosumnes River College</u>	
Geissler, Markus	Deputy Sector Navigator (DSN) Coordinator From Computer Information Science Professor	07/01/18 – 12/31/18
Ng, Wang	Engineering Professor - 80% (CRC) / Electronics Technology Professor – 20% (SCC) From Electronics Technology Professor (SCC)	08/23/18 – 12/20/18
	<u>Sacramento City College</u>	
Times, Kenneth J.	Extended Opportunity Programs and Services (EOPS) Coordinator From Extended Opportunity Programs and Services (EOPS) Counselor	07/25/18 – 10/19/18

TEMPORARY, PART-TIME EMPLOYEES Spring 2018
American River College

<u>Name</u>	<u>Subject</u>	<u>FTE</u>
Sowinski,Lisa M	Mathematics, General	23 %

TEMPORARY, PART-TIME EMPLOYEES Summer 2018
American River College

<u>Name</u>	<u>Subject</u>	<u>FTE</u>
** (A1) Adams, Jane P.	Counselor	36 %
Aguilar, Susan L	Religious Studies	20 %
Allie, Diana J.	Counselor	6 %
Anderegg, Kristen M.	Counselor	4 %
Andre, Susan	Counselor	6 %
Beuttel, Michelle	Reading	7 %
Boal, Keith F.	Counselor	2 %
Dilgard, Sylvia B.	Counselor	30 %
Duran, James J.	Mathematics, General	20 %
Econome, Jennie G.	Counselor	5 %
Farias, Imelda	Counselor	58 %
Fernandez, Joyce M.	Counselor	7 %
Funderburg, Kelly L.	General Work Experience	7 %
** (A1) Hansen, Gina	Health Education	10 %
Hartman, Galen L.	Automotive Collision Repair	40 %
Herman, Kathryn M.	Counselor	52 %
Hess, John F.	English	30 %
Hoag, Steven E.	Counselor	15 %
Hughes, Heather V.	Counselor	29 %
Jones, Jenny L.	Counselor	1 %
Kientz, Michelle L.	Counselor	44 %
Konstantynov, Dmytro	Counselor	36 %
Lewis, Deana L.	ESL Reading	27 %
Mar, James K.	Counselor	39 %
McKnight, Dana	Coordinator	6 %
Menard, Sigrid A.	Counselor	30 %
Mireles-Tijero, Mayra	Counselor	55 %
Munger, Teri B.	Coordinator	10 %
Nelson, Jessica B.	Counselor	6 %
Nielsen, Ruth C.	Counselor	28 %
Palaspas, Candice	Counselor	35 %
Perrault, Priscilla A.	Counselor	25 %
Plezia-Missler, Dorothy E.	Counselor	13 %
Pulido, Brandi N.	Counselor	54 %
Roberts, Jolie M.	Dance	15 %
** (A2) Sprinkel, Brian P.	Adapted Physical Education	15 %
Thurman, Melissa	Counselor	8 %
Vasquez, Karen M.	Speech Communication	44 %
Ward, Alison S.	Counselor	15 %
Welty, Ann E.	Counselor	12 %

FTE appearing as 0% for the current or upcoming semester is pending determination of assignment / load. FTE in previous semesters will appear as 1% for assignments between 0% and 1%. * = New Employee ** = Returning Employee

Employees hired under equivalency criteria pursuant to Ed. Code Section 87359, Title V, Section 53430(a), and Board Policy 5123 will be identified as follows: A1;A3;A4;B1;B2;B3;B4=Experience / Education | A2 = Education | A5;B5 = Experience

TEMPORARY, PART-TIME EMPLOYEES Summer 2018
Cosumnes River College

<u>Name</u>	<u>Subject</u>	<u>FTE</u>
Adkins Pogue,Andrea D.	Librarian	8 %
Aldredge,Teresa W.	Counselor	9 %
Amer,M. Rosalie C.	Librarian	6 %
Clem,Renata L.	General Work Experience	33 %
Cranston,Monica L.	Counselor	2 %
Donovan,Geri M.	Fine Arts, General	60 %
Feindert,Kerstin	English	40 %
Geissler,Markus	Information Technology, General	20 %
** (A5) George,Nyenbeku C.	Sociology	80 %
Ghuman,Maninder K.	Librarian	25 %
Gordon,Henry P.	Librarian	10 %
Harding,Matthew James	English	30 %
Marshall-Mills,Denise L.	Counselor	5 %
Robbins,Destiny J	Counselor	14 %
Schroeder,Kristy Howard	Health Education	25 %

TEMPORARY, PART-TIME EMPLOYEES Summer 2018
Folsom Lake College

<u>Name</u>	<u>Subject</u>	<u>FTE</u>
Boylan,Catherine A.	Speech Communication	40 %
Hughes,Heather V.	Counselor	1 %
Lacy,David J.	English	40 %
Mohrmann,Peter R.	Film History and Criticism	20 %
Nielsen,Ruth C.	Counselor	17 %
Radekin,Rachel R.	Job Seeking/Changing Skills	7 %
Silveira,Leslie C.	Counselor	5 %
Youngblood,Brandon S.	Psychology, General	20 %

TEMPORARY, PART-TIME EMPLOYEES Summer 2018
Sacramento City College

<u>Name</u>	<u>Subject</u>	<u>FTE</u>
Anaya,Marc J.	Counselor	14 %
Boyd,Rebecca M.	Librarian	11 %
Caviness,Richard L.	Mathematics, General	15 %
Gambrell,Deborah M.	Counselor	12 %
Gambrell,Deborah M.	Counselor	11 %
Gambrell,Deborah M.	Coordinator	3 %
Gambrell,Deborah M.	Coordinator	6 %
Gould,Kelly L.	Administration of Justice	70 %
Howe,Judith D.	Librarian	11 %
Hunter,Mark A.	Mathematics, General	48 %
Lee,Pao	Counselor	24 %
Lee,Pao	Counselor	24 %
Lee,Pao	Counselor	10 %
Mendez-Nunez,Luis R.	Mathematics, General	67 %
Poon,Alexia V.	Intercollegiate Athletics	23 %
Silveira,Leslie C.	Counselor	14 %
Storms,Natascha	Anthropology	20 %

FTE appearing as 0% for the current or upcoming semester is pending determination of assignment / load. FTE in previous semesters will appear as 1% for assignments between 0% and 1%. * = New Employee ** = Returning Employee

Employees hired under equivalency criteria pursuant to Ed. Code Section 87359, Title V, Section 53430(a), and Board Policy 5123 will be identified as follows: A1;A3;A4;B1;B2;B3;B4=Experience / Education | A2 = Education | A5;B5 = Experience

TEMPORARY, PART-TIME EMPLOYEES Summer 2018**Sacramento City College**

<u>Name</u>	<u>Subject</u>	<u>FTE</u>
Tercho,Karen L.	Library Science, General	7 %
Tercho,Karen L.	Librarian	19 %
Times,Kenneth J.	Counselor	9 %

TEMPORARY, PART-TIME EMPLOYEES Fall 2018**American River College**

<u>Name</u>	<u>Subject</u>	<u>FTE</u>
Alexander,Carie D.	Counselor	17 %
Allen,John E.	History	40 %
Anaya,Dan A.	Computer Programming	35 %
Aranda,Amanda L.	Counselor	30 %
Araujo, Frank P.	Anthropology	40 %
Austin,Daniel R.	English	53 %
Ball, Kimberly A.	Job Seeking/Changing Skills	7 %
Bassett,Jason M.	Administration of Justice	0 %
Bastian,Gregory A.	Business Administration	20 %
Bastian,Gregory A.	Real Estate	20 %
Benson,Gregory C.	Sign Language	53 %
Bernacchi,Christopher S.	Administration of Justice	0 %
Bertaccini,Lisa A.	Psychology, General	40 %
Bertaccini,Lisa A.	Human Services	20 %
** (B5) Bibb,Akbar M.	Administration of Justice	0 %
Bluette,Chad J.	Administration of Justice	0 %
Boal,Keith F.	Counselor	2 %
Boroughs,Terry J.	Earth Science	45 %
** (B4) Bradshaw,Don A.	Administration of Justice	0 %
Brennan,Tracy E.	Sign Language Interpreting	7 %
Britton,Rebecca L.	Political Science	60 %
Brown,Orie A.	Administration of Justice	0 %
Burke-Polana,Sharon R.	Drafting Technology	33 %
Byrd,Steven D.	Automotive Collision Repair	35 %
Byrd,Steven D.	Welding Technology	28 %
Bystrom,Helen C.	English	40 %
Campas,Steven	Administration of Justice	0 %
Carleton,Christopher J.	Automotive Technology	35 %
** (B5) Carlisle,Ralph R.	Automotive Technology	42 %
Carlson,Don L.	Business Management	13 %
Carlson,Don L.	Sales and Salesmanship	20 %
Carr,John N.	Fire Technology	40 %
Carr,Lisa A.	Child Development Administration and Mana	20 %
** (A1) Carter,Kathy A.	Child Development/Early Care and Educatio	20 %
Casillas,Griselda	Counselor	33 %
Castillo,Scott N.	Administration of Justice	0 %
Caybut,Avis C.	Administration of Justice	0 %
** (B2) Chapek,Carl W.	Software Applications	35 %
Chau,Thao T.	Mathematics, General	33 %
Chicoine,Kari J.	Drafting Technology	50 %
Chisholm,Matthew M.	Administration of Justice	0 %

FTE appearing as 0% for the current or upcoming semester is pending determination of assignment / load. FTE in previous semesters will appear as 1% for assignments between 0% and 1%. * = New Employee ** = Returning Employee

Employees hired under equivalency criteria pursuant to Ed. Code Section 87359, Title V, Section 53430(a), and Board Policy 5123 will be identified as follows: A1;A3;A4;B1;B2;B3;B4=Experience / Education | A2 = Education | A5;B5 = Experience

TEMPORARY, PART-TIME EMPLOYEES Fall 2018
American River College

<u>Name</u>	<u>Subject</u>	<u>FTE</u>
Chung,Jackson	Mathematics, General	53 %
Clinciu,Dorin G.	Automotive Technology	35 %
Corwin,Charles H.	Chemistry, General	27 %
Cotton,Gary D.	Information Technology, General	18 %
Crossley,Ramona L.	Sign Language Interpreting	3 %
Daniels,Joyce Anne	Child Development/Early Care and Educatio	20 %
Davalle,Nathan A.	Administration of Justice	0 %
** (B5) Davis,Donald A.	Administration of Justice	0 %
DeCecco,Chalmer A.	Administration of Justice	0 %
Dedonder,Brian P.	Administration of Justice	0 %
DeLeon,Daniel W.	Administration of Justice	0 %
Denman,David S.	Philosophy	20 %
Deterding,Teresa M.	Administration of Justice	0 %
Deubert,Michelle M.	Psychology, General	40 %
Diclementine,Jacqueline C.	Philosophy	40 %
Dilgard,Sylvia B.	Counselor	59 %
Diller,Shane G.	Administration of Justice	0 %
Dillon,Roger G.	Administration of Justice	0 %
Dolce,Thomas F.	Computer Programming	20 %
Dorris,Tamara L.	Real Estate	40 %
Duran,James J.	Mathematics, General	53 %
Earle,Robert E	Geographic Information Systems	20 %
Echeverria,Nick V.	Administration of Justice	0 %
Eckley,Terri L.	Psychology, General	20 %
Econome,Jennie G.	Counselor	18 %
Eklund,Justin R.	Administration of Justice	0 %
Engstrom,Karina H.	Biology, General	40 %
Esque,Melanie E.	Administration of Justice	0 %
Ezenwa,Emmanuel C	Welding Technology	50 %
Fagiolo,Catherine E.	Music	57 %
Farahnak,Fereydoon	Microbiology	40 %
Farias,Imelda	Counselor	60 %
** (B5) Farnham,Cynthia B.	Sign Language Interpreting	20 %
Finnerty,Kevin C.	Administration of Justice	0 %
Fleshman,Dane R.	Mathematics, General	53 %
Flynn,Lorraine M.	English	43 %
Fong,Angela J.	Counselor	37 %
Fontana,David J.	Mathematics, General	33 %
Fountain,Mark BV	Biomedical Instrumentation	3 %
Freeman,Grace	ESL Writing	27 %
Freeman,Grace	ESL Reading	27 %
** (B5) French,Scott D.	Administration of Justice	0 %
Gale,Deborah N.	Mathematics, General	33 %
Galvan,Joseph	Administration of Justice	0 %
Garasanin,Olivera	History	40 %
Garcia,Louie G.	Electrical	62 %
Gaynor,Carolyn R.	Administration of Justice	0 %
Gerhart,Karen L.	Biology, General	28 %
Ghamami,Omid	Purchasing	20 %
Glickman,James A.	Real Estate	23 %
Goldberg,Stephen E.	Paralegal	20 %
Gorsuch,Susan C.	Administration of Justice	0 %
Gottke,Darren J.	Chemistry, General	57 %
Greenhill,Paul G.	Administration of Justice	0 %

FTE appearing as 0% for the current or upcoming semester is pending determination of assignment / load. FTE in previous semesters will appear as 1% for assignments between 0% and 1%. * = New Employee ** = Returning Employee

Employees hired under equivalency criteria pursuant to Ed. Code Section 87359, Title V, Section 53430(a), and Board Policy 5123 will be identified as follows: A1;A3;A4;B1;B2;B3;B4=Experience / Education | A2 = Education | A5;B5 = Experience

TEMPORARY, PART-TIME EMPLOYEES Fall 2018
American River College

<u>Name</u>	<u>Subject</u>	<u>FTE</u>
Grider,Ronald O.	Chemistry, General	57 %
Griffith,David A.	Physics, General	20 %
Grubb,David G	Diesel Technology	40 %
Gunn,Martin E.	Automotive Technology	35 %
Gutierrez,Julio S.	Automotive Technology	53 %
Gutowksy,Edward A.	English	40 %
Ha,Annette A.	English	40 %
Hake,Patricia L.	English	40 %
Hall,Neda Nicole	Child Development/Early Care and Educatio	20 %
Hamkar,Behzad	History	20 %
** (A1) Hansen,Gina	Physical Education	30 %
** (A1) Hansen,Gina	Gerontology	27 %
Hanson,Delwin W.	Administration of Justice	0 %
Harder,Elizabeth K	Speech Communication	40 %
Harlan,Michael J.	Classics-Humanities	20 %
Hartman,Galen L	Automotive Collision Repair	65 %
Harvey,David B.	Administration of Justice	0 %
Hawe,Larry E.	Automotive Technology	60 %
** (A5) Hayes,David V.	Administration of Justice	0 %
Haywood,Laura C.	Physical Education	30 %
Hedayati,Stefanie	Biotechnology & Biomedical Technology	20 %
Heisinger,Kurt D.	Business and Commerce, General	20 %
Hellesen,Richard S.	Film Studies	20 %
Hellesen,Richard S.	Film History and Criticism	20 %
Hendrickson,Kenneth W.	Computer Graphics and Digital Imagery	28 %
Herman,Kathryn M.	Counselor	60 %
Hernandez,Henry V.	Business Administration	40 %
Hernandez,Israel	Administration of Justice	0 %
Herrera,Daniel A.	Computer Graphics and Digital Imagery	28 %
Herzfeld,Martin E.	Electronics & Electric Technology	35 %
Herzog,Rebecca A.	Political Science	20 %
Hickman,Lauren Rose	Child Development/Early Care and Educatio	40 %
Hill,Michael S.	Business and Commerce, General	20 %
Hill,Michael S.	Business Management	20 %
** (B3) Hillenbrand,Collin D.	Sign Language	42 %
** (B3) Hillenbrand,Collin D.	Sign Language Interpreting	20 %
Himmelman,Sarah E	Sign Language	27 %
Hindman,Clay A.	ESL Writing	27 %
Hindman,Clay A.	ESL Speaking/Listening	27 %
Hoag,Steven E.	Counselor	23 %
Hoban-Higgins,Tana M.	Physiology (Includes Anatomy)	50 %
Hoffman,Ana B.	Spanish	53 %
Hoffman,Dale H.	Anthropology	35 %
Hogge,David Bryan	Administration of Justice	0 %
Holdgate,Matthew R.	Physiology (Includes Anatomy)	35 %
Hollenbeck,Shelly M.	Mathematics, General	33 %
Hudson,Michael R.	Administration of Justice	0 %
Huerta,Teresa A.	Administration of Justice	0 %
Huggins,Ross R.	Administration of Justice	0 %
Hughes,Heather V.	Counselor	2 %
Hughes,Heather V.	Counselor	46 %
Hughes,Julia	Respiratory Care/Therapy	9 %
Hughes,Tori	Administration of Justice	0 %
Humphers,Dorene Kay	ESL Writing	27 %

FTE appearing as 0% for the current or upcoming semester is pending determination of assignment / load. FTE in previous semesters will appear as 1% for assignments between 0% and 1%. * = New Employee ** = Returning Employee

Employees hired under equivalency criteria pursuant to Ed. Code Section 87359, Title V, Section 53430(a), and Board Policy 5123 will be identified as follows: A1;A3;A4;B1;B2;B3;B4=Experience / Education | A2 = Education | A5;B5 = Experience

TEMPORARY, PART-TIME EMPLOYEES Fall 2018
American River College

<u>Name</u>	<u>Subject</u>	<u>FTE</u>
Hurner,Sheryl Marie	Business and Commerce, General	20 %
Hurner,Sheryl Marie	Business Management	20 %
Hurner,Sheryl Marie	Speech Communication	20 %
Iannone,Albert J.	Fire Technology	40 %
Inozemteva,Olga	Chemistry, General	50 %
Jackson,LaToya M.	Speech Communication	20 %
Jacobs,David C.	Philosophy	60 %
James,Mary E.	Administration of Justice	0 %
Jameson,Richard L.	Administration of Justice	0 %
Jardine,Christian M.	History	40 %
Jay,Susan M.	General Work Experience	33 %
Jenkins,James C.	Administration of Justice	0 %
Jennings,Nathan P.	Geographic Information Systems	54 %
Jensen,Arne E	Automotive Technology	53 %
Jeske,Dawn L.	Child Development/Early Care and Educatio	20 %
Johnson,Melvin H.	Welding Technology	22 %
Johnson,Robert S.	Commercial Music	40 %
** (B5) Johnson,Wilber	Journalism	20 %
Johnston,Dionyse Eileen	Children with Special Needs	20 %
Jones,Robert B.	Mathematics, General	33 %
Jungkeit,James J.	Administration of Justice	0 %
Kaneyuki,Brent Y.	Administration of Justice	0 %
Kawamoto,Walter T.	Sociology	20 %
Keith,Jason D	Automotive Technology	35 %
Kelley,Sean M.	Administration of Justice	0 %
Kelly,Craig A.	ESL Writing	27 %
Kempa,David Nathaniel	Journalism	28 %
Kennedy,Stacey C.	Nutrition, Foods, and Culinary Arts	20 %
Kiefer,Dieter M.	Accounting	40 %
Kiefer,Michelle L.	Child Development/Early Care and Educatio	20 %
Kientz,Michelle L.	Counselor	17 %
Kientz,Michelle L.	Counselor	9 %
Kientz,Michelle L.	Counselor	32 %
Kingsnorth,Alice M.	Other Humanities	40 %
Kingsnorth,Alice M.	Anthropology	20 %
Kirchner,Scott D.	Speech Communication	60 %
Kitching,Dale E.	Administration of Justice	0 %
Kiteck,Peter J.	Mathematics, General	53 %
Knox,Paul Douglas	English	67 %
Koenig,Barry S	Administration of Justice	0 %
Komarova,Irina N.	Mathematics, General	33 %
Konstantynov,Dmytro	Counselor	5 %
Konstantynov,Dmytro	Counselor	55 %
Kovar,Timothy J.	Small Business and Entrepreneurship	40 %
Kovar,Timothy J.	Real Estate	20 %
Kowalske,Kristen Kae	Nutrition, Foods, and Culinary Arts	20 %
Krause,Arlene D.	Gerontology	7 %
Krimm,Eric	Administration of Justice	0 %
Kubo,Kenneth M.	Biotechnology & Biomedical Technology	4 %
Kwong,Kenneth Richard	Fire Technology	20 %
Lagergren,Paul C.	Speech Communication	20 %
Laird,Brian B.	Administration of Justice	0 %
Laman-Maharg,Abigail R	Psychology, General	20 %
Lambating,Julita Gabunada	Mathematics, General	53 %

FTE appearing as 0% for the current or upcoming semester is pending determination of assignment / load. FTE in previous semesters will appear as 1% for assignments between 0% and 1%. * = New Employee ** = Returning Employee

Employees hired under equivalency criteria pursuant to Ed. Code Section 87359, Title V, Section 53430(a), and Board Policy 5123 will be identified as follows: A1;A3;A4;B1;B2;B3;B4=Experience / Education | A2 = Education | A5;B5 = Experience

TEMPORARY, PART-TIME EMPLOYEES Fall 2018
American River College

<u>Name</u>	<u>Subject</u>	<u>FTE</u>
Laughton,Barbara A.	English	40 %
Le,John Thinh Ngoc	Marketing & Distribution	20 %
Leatherman,Judith A.	ESL Writing	27 %
Leatherman,Judith A.	ESL Speaking/Listening	27 %
Lee,Fountain	Mathematics, General	33 %
Lee,Michael D.	Accounting	27 %
Lee,Sara E.	History	40 %
Leveille,Rebecca A.	Office Technology/Office Computer Applicati	29 %
Lewis,Deana L.	ESL Writing	27 %
Lewis,Deana L.	ESL Reading	27 %
Lewis,Robert M.	Human Services	40 %
Lin,Ching Han	Physics, General	35 %
Lindgren,Erica	Physiology (Includes Anatomy)	35 %
Lingsweiler,Ryan W.	Speech Communication	60 %
Lommori,Michael L.	Administration of Justice	0 %
Long,Jackie R.	Administration of Justice	0 %
Long,Jason S.	Dramatic Arts	20 %
Long,Jason S.	Creative Writing	20 %
Lopez,Mira	Mathematics, General	33 %
Lowe,Aisha N.	Psychology, General	48 %
Macadam,Darren	Administration of Justice	0 %
Mahallati,Reza	Engineering, General	35 %
Mahmood,Khalid	Mathematics, General	53 %
Maiello,Nancy T.	Mathematics, General	20 %
Majhail,Radhika	Business Management	40 %
Maleky,Kamiyar	Software Applications	18 %
Manker,Nicole M.	Dance	15 %
Mantey,Jane	Physiology (Includes Anatomy)	35 %
Manukyan,Knarik	Mathematics, General	60 %
Mar,James K.	Counselor	29 %
Marion,Derrick T.	Administration of Justice	0 %
Marmer,Richard	Psychology, General	40 %
Martin,Kevin S.	Chemistry, General	60 %
Martinez,Jesus C.	Sign Language Interpreting	3 %
Martinez,Maricela C.	Spanish	53 %
Maurino,Molly A.	Physical Education	30 %
McCann,Sean P.	Administration of Justice	0 %
McCord,Karen M.	Psychology, General	20 %
** (B2) McCormack,Nicole Elizabeth	General Work Experience	13 %
** (A2) McCurry,Leslie K.	Mathematics, General	33 %
McGinnis,Marion E.	Accounting	27 %
McKee,Steven C.	Administration of Justice	0 %
McKillop,Angela L.	Physical Education	30 %
McMurdo,Tammy J.	Nutrition, Foods, and Culinary Arts	20 %
Mead,William A.	Website Design and Development	28 %
Medcalf,John C.	Mathematics, General	33 %
Mehallo,Stephen M.	Computer Graphics and Digital Imagery	40 %
Melby-Harada,Cynthia Diane	Job Seeking/Changing Skills	7 %
Menard,Sigrid A.	Counselor	30 %
Merchant,SyInovie	Office Technology/Office Computer Applicati	28 %
Meux,Brian L.	Administration of Justice	0 %
Michaels,Craig	Administration of Justice	0 %
Miles,Robert L.	English	33 %
Miller,Alan L.	Journalism	20 %

FTE appearing as 0% for the current or upcoming semester is pending determination of assignment / load. FTE in previous semesters will appear as 1% for assignments between 0% and 1%. * = New Employee ** = Returning Employee

Employees hired under equivalency criteria pursuant to Ed. Code Section 87359, Title V, Section 53430(a), and Board Policy 5123 will be identified as follows: A1;A3;A4;B1;B2;B3;B4=Experience / Education | A2 = Education | A5;B5 = Experience

TEMPORARY, PART-TIME EMPLOYEES Fall 2018
American River College

<u>Name</u>	<u>Subject</u>	<u>FTE</u>
Miller,David W.	Human Services	20 %
Miller,William A.	Respiratory Care/Therapy	57 %
Miranda,Mee	Counselor	19 %
Miranda,Mee	Counselor	40 %
Mireles-Tijero,Mayra	Counselor	4 %
Mireles-Tijero,Mayra	Counselor	56 %
Mirmobiny,Shadieh	Fine Arts, General	20 %
Mirzaagha,Mohammad E.	Mathematics, General	60 %
Mitchell,Christopher B.	Wildland Fire Technology	20 %
Mitchell,Robin S.	Registered Nursing	48 %
Moceri,Daniel V.	Other Humanities	20 %
Montague,Nancy	Earth Science	20 %
Montgomery,Kelly J.	Business and Commerce, General	20 %
Montoya,Sally E.	Administration of Justice	0 %
Morris,Jessie	Paralegal	20 %
Mott,Rodney E.	Ceramics	57 %
Mueller,Robert G.	Administration of Justice	0 %
Mulvihill,Shauna Marie	History	40 %
Narvand,Payam	Business Administration	20 %
Narvand,Payam	Computer Support	20 %
Nedorezov,Svetlana	Mathematics, General	60 %
Nelsen,Betty L.	Digital Media	28 %
Nelsenador,Matt B.	Mathematics, General	27 %
** (A1) Nelson,Curtis O.	Anthropology	35 %
Neumann,Ingrid H.	Physics, General	62 %
Ngo,Tu C.	Mathematics, General	60 %
Nguyen,Alfonso K.	Counselor	17 %
Nguyen,Dung	Mathematics, General	60 %
Nichols,Tye A	Biology, General	35 %
Nielsen,Ruth C.	Counselor	16 %
North,Daniel R	Automotive Technology	40 %
Norton,Justin M.	Speech Communication	60 %
O'Brien,Leslie S.	Horticulture	15 %
O'Brien,Leslie S.	Floriculture /Floristry	43 %
Odell,Ashley R.	Academic Guidance	20 %
O'Donnell,Daniel G.	Business Administration	55 %
Oliveira da Silva,Debora	Nutrition, Foods, and Culinary Arts	20 %
** (B5) Olson,Robert L.	Telecommunications Technology	35 %
Overton,Steven T.	Counselor	5 %
Paez,Alexander	Speech Communication	40 %
Palaspas,Candice	Counselor	49 %
Papouchis,Christopher M.	Natural Resources	27 %
Parmelee,Michael A.	Business and Commerce, General	20 %
Patterson,Dave R.	Landscape Design & Maintenance	13 %
Pazdernik,Janet L.	Interior Design and Merchandising	3 %
Pellerin,Kristie J.	Biology, General	35 %
Perez,Kristine A.	Biology, General	35 %
** (A2) Petraru,Marius	Geography	60 %
Pezone,John P.	Administration of Justice	40 %
Pino,Josh	Administration of Justice	0 %
Pippig,Robert C	Tax Studies	27 %
Plantaric,Edward J.	Administration of Justice	0 %
Plezia-Missler,Dorothy E.	Counselor	13 %
Ponce,Carlos F	Administration of Justice	0 %

FTE appearing as 0% for the current or upcoming semester is pending determination of assignment / load. FTE in previous semesters will appear as 1% for assignments between 0% and 1%. * = New Employee ** = Returning Employee

Employees hired under equivalency criteria pursuant to Ed. Code Section 87359, Title V, Section 53430(a), and Board Policy 5123 will be identified as follows: A1;A3;A4;B1;B2;B3;B4=Experience / Education | A2 = Education | A5;B5 = Experience

TEMPORARY, PART-TIME EMPLOYEES Fall 2018
American River College

<u>Name</u>	<u>Subject</u>	<u>FTE</u>
Powers,Matthew T.	Administration of Justice	40 %
Preciado,Monica Isabel	Counselor	15 %
Ramirez,Ann M.	Administration of Justice	0 %
Ramos,Gabriel F.	Administration of Justice	40 %
Rankin,Janet E.	History	20 %
Rath,Jeffrey A.	Administration of Justice	0 %
** (B4) Raya,Raul	Administration of Justice	0 %
Regan,Debra Sue	Physiology (Includes Anatomy)	50 %
Reichel,Sonya J.	Mathematics, General	60 %
Rennie,Sharilyn M.	Physiology (Includes Anatomy)	35 %
Riese,Kelly L.	Speech Communication	20 %
Rink,Shelley F.	Music	38 %
Roberts,Jeffrey C.	Biology, General	55 %
Robinson,Donna L.	Administration of Justice	0 %
Robinson,Matthew P.	Music	51 %
Robison,Bradley O.	Administration of Justice	0 %
Rochford,Jeffrey A.	Multimedia	22 %
Rogers,Charles W.	Administration of Justice	0 %
Romo,Ronald D.	Welding Technology	28 %
** (B4) Rose,David A.	Administration of Justice	0 %
Samborski,Dan W.	Painting & Drawing	57 %
** (A3) Shearer,Tracy F.	Music	7 %
** (A3) Shearer,Tracy F.	Dramatic Arts	57 %
Sowards,Timothy L.	Administration of Justice	0 %
Westre,Barbara J	Counselor	45 %
Westre,Barbara J	Counselor	5 %

TEMPORARY, PART-TIME EMPLOYEES Fall 2018
Cosumnes River College

<u>Name</u>	<u>Subject</u>	<u>FTE</u>
** (A5) Adams,Jon M.	Physical Fitness and Body Movement	15 %
** (A5) Adams,Jon M.	Health Education	20 %
Ahearn,Thomas T.	English	67 %
Ahmadi,Abbas	Information Technology, General	27 %
Ahmadi,Abbas	Computer Networking	24 %
Amer,M. Rosalie C.	Librarian	5 %
Amini,Behrooz	Accounting	27 %
Babka,Cary M.	Film Studies	20 %
Babka,Cary M.	Technical Theater	28 %
Baltimore,Paul R.	History	20 %
Barela,Eva E.	Spanish	27 %
BoarerPitchford,Julie K.	Nutrition, Foods, and Culinary Arts	20 %
Brooks,James K.	Mathematics, General	33 %
Browne,Rachael E.	Sociology	60 %
Buchanan-Cello,Shelly A.	Librarian	10 %
** (A5) Calhoun,Ruby R.	Office Technology/Office Computer Applicati	13 %
Cann,John Allen	English	60 %
Carinci,Sherrie T	Business and Commerce, General	40 %
Chan,Betty	Political Science	20 %
Chase,Lawrence J.	Speech Communication	60 %
Cinelli,Albert E.	Philosophy	40 %
Coleman,Jillian L.	Classics-Humanities	20 %
Conley,Nino	Speech Communication	40 %

FTE appearing as 0% for the current or upcoming semester is pending determination of assignment / load. FTE in previous semesters will appear as 1% for assignments between 0% and 1%. * =New Employee ** =Returning Employee

Employees hired under equivalency criteria pursuant to Ed. Code Section 87359, Title V, Section 53430(a), and Board Policy 5123 will be identified as follows: A1;A3;A4;B1;B2;B3;B4=Experience / Education | A2 = Education | A5;B5 = Experience

TEMPORARY, PART-TIME EMPLOYEES Fall 2018
Cosumnes River College

<u>Name</u>	<u>Subject</u>	<u>FTE</u>
Coronado Barraza, Victor A.	Spanish	27 %
Crowder, Marcus	Film Studies	20 %
Crowder, Marcus	Film History and Criticism	20 %
Dang, Tina G.	Academic Guidance	20 %
Dartez, Gail A.	Dramatic Arts	20 %
Davenport, Carly S.	Mass Communications	20 %
Davenport, Lon	Business Administration	40 %
De Mars, Eva	Physical Education	15 %
De Mars, Eva	Intercollegiate Athletics	23 %
Diehl, Kellie A.	Physical Education	30 %
Dimond, Alison G.	Nutrition, Foods, and Culinary Arts	40 %
Donovan, Geri M.	Fine Arts, General	60 %
Edmonds, Jason L.	Anthropology	55 %
Elston, Tyler M.	Sociology	40 %
Estes, Rebecca L.	Spanish	35 %
Falloon, Matthew T.	English	40 %
Farnam, Farhad	Economics	60 %
Finnegan, Terrence E.	Radio and Television	28 %
Fitz Gibbon, Linda S.	Ceramics	28 %
Ford, Kelsey P.	English	40 %
Ghuman, Maninder K.	Academic Guidance	7 %
Ghuman, Maninder K.	Librarian	33 %
Gilbert, Scott W.	Dramatic Arts	40 %
Gilgun, John	Speech Communication	40 %
Gilmore, Cassandra C.	Anthropology	40 %
Goldbar, Christine A.	English	20 %
Gordon, Henry P.	Librarian	19 %
** (A5) Green-Clark, Michelle R.	Dance	60 %
Haas, Richard A.	Fire Academy	46 %
Hall, Celia F.	Librarian	37 %
Hancock, Sarah	English	60 %
Hansen, Caroline V.	Reading	20 %
Harding, Matthew James	English	20 %
Harrell, William Y.	Architecture and Architectural Technology	25 %
Harrington, Beverly J.	English	40 %
Hayashi, Heather N.	Librarian	10 %
Hebert, Rodney Stafford	Music	22 %
Hee, Benjamin B.	Mathematics, General	33 %
Henkens, Robert A	Fire Technology	20 %
Hernandez, Maria Victoria M.	Health Information Coding	53 %
Hicks, Charity C.	Software Applications	27 %
Hoang, Frank A.	Chemistry, General	50 %
Holden, Cherrelle L.	English	20 %
** (A5) Homan, Steve P.	Music	55 %
Houck, Ronald E.	Painting & Drawing	57 %
Howe, Dawn M.	Equine Science	60 %
Huang, Zhi Hua	Accounting	27 %
Humphrey, Lindsey B.	Business and Commerce, General	20 %
Huynh, Sandra	Pharmacy Technology	24 %
Inoue, Faye S.	Health Occupations, General	27 %
James, William J.	Spanish	55 %

FTE appearing as 0% for the current or upcoming semester is pending determination of assignment / load. FTE in previous semesters will appear as 1% for assignments between 0% and 1%. * = New Employee ** = Returning Employee

Employees hired under equivalency criteria pursuant to Ed. Code Section 87359, Title V, Section 53430(a), and Board Policy 5123 will be identified as follows: A1;A3;A4;B1;B2;B3;B4=Experience / Education | A2 = Education | A5;B5 = Experience

TEMPORARY, PART-TIME EMPLOYEES Fall 2018
Cosumnes River College

<u>Name</u>	<u>Subject</u>	<u>FTE</u>
Jay-Anderson,Mary Alexis	Speech Communication	60 %
Johnson,John O.	E-Commerce (business emphasis)	20 %
Johnson,Robert K.	Business and Commerce, General	20 %
Karsiere,Sarma	Art	28 %
Karsiere,Sarma	Painting & Drawing	28 %
** (A2) Kaufmann,Amy E.	Physiology (Includes Anatomy)	50 %
Keightley,Keir E	Geography	35 %
Keller,Derek L.	Music	56 %
Knettle,John R.	Geography	55 %
Knudsen,Mark James	Chemistry, General	42 %
Kolleda,Lance John	Business and Commerce, General	20 %
Kor,Samra Z.	ESL Reading	27 %
Krapf,Trevor W.	Political Science	40 %
Larsen,Daniel P.	Construction Inspection	20 %
Larsen,Lawrence C.	Mathematics, General	53 %
Lemoine,Florence A.	History	20 %
Li,Xiaozhu	Mathematics, General	60 %
Limon,Kimberly T.	English	47 %
List,Mark R.	Geology	35 %
Loforte,Priscilla M.	Anthropology	60 %
Logan,Jason K.	Sociology	20 %
Lyons,Kristine L.	Ceramics	28 %
Maduchukwu,Ifeanyi E	Accounting	20 %
Mahmood,Ghazanfar B.	Health Occupations, General	20 %
Mahmood,Ghazanfar B.	Administrative Medical Assisting	10 %
Mansourirad,Ehsanollah	Mathematics, General	33 %
Markalanda,Piyali D.	Mathematics, General	60 %
Marslek,Michael R.	Accounting	53 %
Mazzaferro,James J.	Music	43 %
McCarthy,Patti J.	Film Studies	40 %
McCarthy,Patti J.	Film History and Criticism	20 %
McCollum,John M.	Automotive Technology	39 %
McCoy,Kelly I.	Culinary Arts	27 %
McNee,Shay D.	History	20 %
Meyers,Dennis J.	Economics	40 %
Mico,Don N.	Physical Education	15 %
Mico,Don N.	Intercollegiate Athletics	41 %
Miranda,Yolanda O.	Academic Guidance	20 %
Mnichowicz,Bernard J.	Real Estate	20 %
Molander,Melody Ann Heather	Mathematics, General	27 %
Monnot,Andrew E.	Mathematics, General	47 %
Murakami-Smith,Lynne M.	Physical Education	30 %
Murakami-Smith,Lynne M.	Physical Fitness and Body Movement	30 %
Navarro,Murray F.	Mathematics, General	60 %
Neil,Richard R.	Geography	20 %
Nelsenador,Matt B.	Mathematics, General	33 %
Ngo,Tran N.	Mathematics, General	33 %
Nguyen,Alfonso K.	Learning Skills, Learning Disabled	15 %
** (A5) Nguyen,Dameon Van	Sociology	40 %
Nguyen,Hoang D.	Economics	40 %
Nguyen,Yen Thi	Vietnamese	20 %

FTE appearing as 0% for the current or upcoming semester is pending determination of assignment / load. FTE in previous semesters will appear as 1% for assignments between 0% and 1%. * = New Employee ** = Returning Employee

Employees hired under equivalency criteria pursuant to Ed. Code Section 87359, Title V, Section 53430(a), and Board Policy 5123 will be identified as follows: A1;A3;A4;B1;B2;B3;B4=Experience / Education | A2 = Education | A5;B5 = Experience

TEMPORARY, PART-TIME EMPLOYEES Fall 2018

Cosumnes River College

<u>Name</u>	<u>Subject</u>	<u>FTE</u>
Nielson,Jonathan M.	History	40 %
Nuttall,Johnathan Richard	Biology, General	40 %
Ogilvie,Sheila M.	Academic Guidance	40 %
Oliver Graybill,Ann E.	Biology, General	50 %
Otiono,Erica N.	Child Development/Early Care and Educatio	40 %
Paez,Alexander	Speech Communication	20 %
** (B5) Palmer,Lynn E.	Construction Inspection	40 %
Pandey,Rajeev R.	Chemistry, General	57 %
Pansius,Deborah H.	English	47 %
Perales,Chantel R.	English	60 %
Perkins,Deirdre S.	Computer Networking	31 %
Phillips,Eugene W.	Automotive Technology	27 %
Poeppelman,Timi L.	Journalism	20 %
Reyes,Martha Alicia	Spanish	35 %
Riddle,Lisa K.	ESL Reading	27 %
Riddle,Lisa K.	ESL Speaking/Listening	27 %
Riese,Kelly L.	Speech Communication	40 %
Rizam,Dilshod D.	Art	28 %
Rizam,Dilshod D.	Painting & Drawing	28 %
Sands-Pertel,Judith A.	Music	25 %

TEMPORARY, PART-TIME EMPLOYEES Fall 2018

Folsom Lake College

<u>Name</u>	<u>Subject</u>	<u>FTE</u>
Aghabeigi,Farah	Accounting	47 %
Alford,Purificacion M.	Spanish	35 %
Allen,Stephanie Dawn	Computer Programming	27 %
Andrade,Ana M	Administration of Justice	40 %
Armbrust,Kimberly A.	Mathematics, General	53 %
Baltimore,Paul R.	History	40 %
Barthel,Daniel O.	Economics	20 %
Bates,Andrew G.	Administration of Justice	20 %
Bauer,Christian A.	Philosophy	40 %
Beese,Michelle A.	Counselor	56 %
Benford,William	Intercollegiate Athletics	39 %
Bliss,Kellie C.	Child Development/Early Care and Educatio	20 %
BoarerPitchford,Julie K.	Nutrition, Foods, and Culinary Arts	40 %
Bonifacini,John R.	Physical Education	15 %
Brown,Charles W.	Engineering Technology, General	35 %
Buch,Dipali D.	Business and Commerce, General	20 %
Buch,Dipali D.	Business Management	40 %
Bulaong,Jesse Paul C.	Mathematics, General	33 %
Burke,Paul W.	Sociology	20 %
Cahoon,Autumn K.	Anthropology	20 %
Cai,Yueqiang	Mathematics, General	33 %
Cater,Briana R.	Psychology, General	20 %
Cherok-Fenner,Natalie J.	Medical Laboratory Technology	18 %
Chester,Robert N.	History	20 %
Cone,Bryan A	Psychology, General	20 %
Cooper,Kevin D.	Nutrition, Foods, and Culinary Arts	20 %

FTE appearing as 0% for the current or upcoming semester is pending determination of assignment / load. FTE in previous semesters will appear as 1% for assignments between 0% and 1%. * = New Employee ** = Returning Employee

Employees hired under equivalency criteria pursuant to Ed. Code Section 87359, Title V, Section 53430(a), and Board Policy 5123 will be identified as follows: A1;A3;A4;B1;B2;B3;B4=Experience / Education | A2 = Education | A5;B5 = Experience

TEMPORARY, PART-TIME EMPLOYEES Fall 2018
Folsom Lake College

<u>Name</u>	<u>Subject</u>	<u>FTE</u>
Cooper,Paul G.	History	20 %
Crennell,Cynthia D.	Administration of Justice	40 %
Dale,Michael J.	Music	30 %
Dale,Michael J.	Commercial Music	26 %
Daniels,Joyce Anne	Child Development Administration and Mana	20 %
Dao,Phong C.	Biology, General	8 %
Dao,Phong C.	Physiology (Includes Anatomy)	50 %
Darr-Glynn,Kristina D.	Study Skills	20 %
Darr-Glynn,Kristina D.	Counselor	40 %
Davis,Michael R.	Information Technology, General	20 %
Davis,Michael R.	Computer Programming	20 %
DeMercurio,Dana M.	Speech Communication	40 %
Diehl,Kellie A.	Physical Education	30 %
DiGaetano,Anthony L.	Business and Commerce, General	20 %
Dillon,Jeffrey T.	Counselor	38 %
Divittorio,Amy M.	Spanish	35 %
Domek,Anna L.	General Work Experience	20 %
Droege,Brooke J.	Speech Communication	20 %
Emad,Navid	French	35 %
Emmert,Megan E.M.	Classics-Humanities	40 %
Enck,Maizy E.	Fine Arts, General	20 %
Evans,Scott Dale	Counselor	1 %
Faulkner,Leisa A.	Sociology	40 %
Ferry-Perata,Elizabeth A.	Child Development/Early Care and Educatio	20 %
Ferry-Perata,Elizabeth A.	Family Studies	20 %
Fitch,Susan M.	Economics	40 %
Fletcher,Emma C.	Other Engineering and Related Industrial Te	20 %
Funderburg,Kelly L.	General Work Experience	40 %
Gaffaney,Timothy J.	Political Science	20 %
Garbett,Rick T.	Business Management	20 %
Gaviola,Frank E.	Physical Education	30 %
** (A4) Germany,Talver J.	Painting & Drawing	57 %
Ghamami,Omid	Purchasing	20 %
** (A1) Gillies-Doherty,Laura	Chemistry, General	50 %
Glenn,Phillip D.	Accounting	22 %
Hall,Laura Marie	Nutrition, Foods, and Culinary Arts	20 %
Hanrahan,Molly P.	Physical Education	30 %
Hart,Aleris E.	Painting & Drawing	28 %
Hart,Aleris E.	Jewelry	28 %
Hawley,Jenny L.	English	47 %
Hayes,John Brian	Fine Arts, General	28 %
Hayes,John Brian	Sculpture	28 %
Heiler,Felicia P.	Office Technology/Office Computer Applicati	23 %
Heiler,Felicia P.	Software Applications	12 %
Hendricks,Robert D.	Information Technology, General	40 %
Hendricks,Robert D.	Computer Programming	20 %
Hensley,Angelina C	Psychology, General	20 %
Hicks,Andrea Joeleen	Speech Communication	40 %
Hicks,Charity C.	Office Technology/Office Computer Applicati	20 %
Hilger-Estrada,Tanya D.	Chemistry, General	57 %
Hoffman,Dale H.	Anthropology	15 %

FTE appearing as 0% for the current or upcoming semester is pending determination of assignment / load. FTE in previous semesters will appear as 1% for assignments between 0% and 1%. * = New Employee ** = Returning Employee

Employees hired under equivalency criteria pursuant to Ed. Code Section 87359, Title V, Section 53430(a), and Board Policy 5123 will be identified as follows: A1;A3;A4;B1;B2;B3;B4=Experience / Education | A2 = Education | A5;B5 = Experience

TEMPORARY, PART-TIME EMPLOYEES Fall 2018
Folsom Lake College

<u>Name</u>	<u>Subject</u>	<u>FTE</u>
Hopkins,Don R.	Administration of Justice	40 %
Hughes,Heather V.	Counselor	7 %
Jacques,Molly M.	Physical Education	15 %
Jahangiri,Sayna	Biology, General	43 %
Jahangiri,Sayna	Microbiology	20 %
Jazbi,Parisa	Biology, General	20 %
Jazbi,Parisa	Microbiology	40 %
Johnson,Glenn Allen	Computer Programming	20 %
Johnson,Lewis E.	Music	8 %
Johnston,Erin L.	Physical Education	15 %
Johnston,Erin L.	Health Education	20 %
Jones,Amy Rebecca	Counselor	2 %
Knudson,Anita L.	English	40 %
Knudson,Anita L.	History	20 %
Koch,Kristen V.	Fine Arts, General	20 %
Kolleda,Lance John	Business and Commerce, General	40 %
Laird,Michelle L.L.	Psychology, General	40 %
Laurent,Robert H.	Astronomy	65 %
Lee,Michelle K.	Physiology (Includes Anatomy)	50 %
LeFebvre,Edith E.	Speech Communication	20 %
Lewis,Barbara R.	Study Skills	20 %
Lorenzo,Gina M.	Counselor	49 %
Lynch,Blair N.	Psychology, General	20 %
Mabry,Morice L.	Business and Commerce, General	20 %
Mabry,Morice L.	Business Management	20 %
Maddock,Robert A.	History	40 %
Marlow,Edward L.	Water and Wastewater Technology	20 %
Mason,Shawn S.	Spanish	35 %
McClatchy,Jedd J.	Business and Commerce, General	40 %
McConnell,Joel E.	Counselor	23 %
McDonald,Zhrinna D.	Counselor	1 %
McGhee,Kelly F.	Counselor	40 %
Melkonyan,Gegham	Mathematics, General	33 %
Meyer,Kristin M.	English	40 %
Middleton,Colin B.	Mathematics, General	33 %
Mijic,Milan B.	Astronomy	5 %
Millington,James E.	Information Technology, General	12 %
Miranda,Yolanda O.	Counselor	6 %
Mirmobiny,Shadie	Fine Arts, General	20 %
Mirmobiny,Shadie	Other Humanities	20 %
Mitchell,Sunny Staton	Dance	15 %
Mohrmann,Peter R.	Film Studies	20 %
Neri,Mike T.	Water and Wastewater Technology	20 %
Nevins,Andrew N.	English	40 %
Nielsen,Ruth C.	Counselor	43 %
Oliveira da Silva,Debora	Nutrition, Foods, and Culinary Arts	20 %
Olson-Arenz,Barbara Dee	Emergency Medical Services	12 %
Osorio,Cecilia G.	Biology, General	43 %
Patten Armbrust,Evelyn T.	Psychology, General	20 %
Pechenova,Mariia	Music	62 %
** (A2) Perez,Craig S.	Physical Education	30 %

FTE appearing as 0% for the current or upcoming semester is pending determination of assignment / load. FTE in previous semesters will appear as 1% for assignments between 0% and 1%. * = New Employee ** = Returning Employee

Employees hired under equivalency criteria pursuant to Ed. Code Section 87359, Title V, Section 53430(a), and Board Policy 5123 will be identified as follows: A1;A3;A4;B1;B2;B3;B4=Experience / Education | A2 = Education | A5;B5 = Experience

TEMPORARY, PART-TIME EMPLOYEES Fall 2018
Folsom Lake College

<u>Name</u>	<u>Subject</u>	<u>FTE</u>
Phillips,Matthew W.	Electronic Game Design	20 %
Plaxton,Melody J.	English	47 %
Plaxton,Melody J.	Reading	20 %
** (A2) Poliseno,Michelle C.	Mathematics, General	60 %
Powell,Donna	English	47 %
Radding,Joseph R.	Business Management	20 %
Radding,Joseph R.	Economics	20 %
Radekin,Rachel R.	Study Skills	20 %
Rahman Jackson,Lishia	Counselor	60 %
Ramil,Heather L.	Water and Wastewater Technology	20 %
Ramos,Maria I.	Nutrition, Foods, and Culinary Arts	20 %
Repetto,Deanne R.	Political Science	60 %
** (A5) Ring,David M.	Physics, General	35 %
Rink,Shelley F.	Music	22 %
Roberge,Andrea M.	Counselor	60 %
Sekhon,Manpreet	Physiology (Includes Anatomy)	50 %
Snow,Camille D.	Psychology, General	40 %
Snow,Camille D.	Counselor	20 %
Trawick,Jami A.	Librarian	11 %
Wathen,Myrna K.	Librarian	40 %
Yanez,Israel	Librarian	27 %
Yang,Kou	Counselor	48 %

TEMPORARY, PART-TIME EMPLOYEES Fall 2018
Sacramento City College

<u>Name</u>	<u>Subject</u>	<u>FTE</u>
Abrams,Ellen A.	English	40 %
Ackley,Robert	Psychology, General	33 %
Adams,Stephen J.	History	40 %
Agee,Janice L.	English	20 %
Albumalalah,Aoss H.	Physiology (Includes Anatomy)	50 %
Aldabe,Bertrand C.	Environmental Control Technology (HVAC)	48 %
Aldrich,Cathleen	Reading	45 %
Alexander,Frances V.	Accounting	20 %
Alfaro,Ricardo	Mathematics, General	33 %
Anapolsky,Carol S.	Digital Media	21 %
Anapolsky,Carol S.	Computer Graphics and Digital Imagery	20 %
Anderson,Jared A.	Speech Communication	40 %
Angello,James J.	Painting & Drawing	57 %
Anzini-Varesio,Rosemary	Sociology	40 %
Appel,Rolfe P.	Administration of Justice	40 %
Arack,James N.	Psychology, General	48 %
Argent,Gala A.	Anthropology	20 %
Armbruster,Marilyn A.	Occupational Therapy Technology	20 %
Armstrong,Charles H.	Physics, General	35 %
** (A2) Austin,April J.	English	60 %
Avramenko,Liliana P.	Russian	53 %
Bailey,Amelita H.	Mathematics, General	60 %
** (A5) Bair,Lewis E	Information Technology, General	31 %
** (A5) Bair,Lewis E	Software Applications	35 %

FTE appearing as 0% for the current or upcoming semester is pending determination of assignment / load. FTE in previous semesters will appear as 1% for assignments between 0% and 1%. * = New Employee ** = Returning Employee

Employees hired under equivalency criteria pursuant to Ed. Code Section 87359, Title V, Section 53430(a), and Board Policy 5123 will be identified as follows: A1;A3;A4;B1;B2;B3;B4=Experience / Education | A2 = Education | A5;B5 = Experience

**TEMPORARY, PART-TIME EMPLOYEES Fall 2018
Sacramento City College**

<u>Name</u>	<u>Subject</u>	<u>FTE</u>
Bardin, Oliver Charles	Mathematics, General	27 %
Barry, Mathew A.	Physical Therapy Assistant	13 %
Barry, Mathew A.	Health Professions, Transfer Core Curriculum	7 %
Bartkiewicz, Matthew	Aviation and Airport Management and Servic	41 %
Bastian, Gregory A.	Business and Commerce, General	20 %
Batarseh, Joseph M.	Arabic	33 %
Batarseh, Joseph M.	History	20 %
Beatrice, Gabrielle	Commercial Music	20 %
Bella, Cheryl B.	Sign Language	27 %
Belous, Anna	Mathematics, General	67 %
Bennett, Gary N.	Computer Networking	44 %
Bickel, Harold S.	Administration of Justice	40 %
Blackburn, Lori G.	Academic Guidance	20 %
Borders, Angela M.	English	53 %
Borenstein, Jennifer G.	Economics	20 %
Boyd, Rebecca M.	Library Science, General	13 %
Boyd, Rebecca M.	Librarian	32 %
Bratton, Clayton G.	Physics, General	50 %
Brown, Melissa R.	Child Development/Early Care and Educatio	20 %
Bryant, Paul R.	Information Technology, General	60 %
Buchanan-Cello, Shelly A.	Library Science, General	20 %
Buchanan-Cello, Shelly A.	Library Technician (Aide)	20 %
Buchanan-Cello, Shelly A.	Librarian	2 %
** (A1) Caballero, Nicolas	Psychology, General	40 %
** (A1) Caballero, Nicolas	Ethnic and Cultural Studies	20 %
Camacho, Madeline E	Nursing	47 %
Camp, Kevin M.	Economics	20 %
Cantrell, Kimberly N.	Speech Communication	40 %
Carboni, Joshua P.	Philosophy	20 %
Carnero, Mark A.	Sociology	40 %
Carson, Connie S.	Physical Education	35 %
** (A1) Carter, Kathy A.	Child Development/Early Care and Educatio	20 %
Caselli, Nancy A.	Speech Communication	60 %
Casillas, Griselda	Interpersonal Skills	13 %
Casillas, Griselda	Job Seeking/Changing Skills	13 %
Castagna, Christine N.	Geography	20 %
Castillo, David C.	Drafting Technology	28 %
Caviness, Richard L.	Mathematics, General	50 %
Challender, Michael	Mathematics, General	27 %
** (B2) Chapek, Carl W.	Information Technology, General	20 %
Chavez, Lauren S.	Anthropology	20 %
Cheung, Joseph L.	Computer Networking	52 %
Cheung, Lawrence	Sign Language	27 %
Cho, Eun L.	Painting & Drawing	57 %
Clark, Terri A.	Librarian	47 %
Colombo, Julie A.	English	40 %
Constantine, John H.	Economics	40 %
** (A5) Cook, Danita G.	Applied Photography	57 %
Cook, Frank D.	Commercial Music	20 %
Cook, Kathy A.	ESL Writing	27 %
Cooper, Kevin D.	Nutrition, Foods, and Culinary Arts	20 %

FTE appearing as 0% for the current or upcoming semester is pending determination of assignment / load. FTE in previous semesters will appear as 1% for assignments between 0% and 1%. * = New Employee ** = Returning Employee

Employees hired under equivalency criteria pursuant to Ed. Code Section 87359, Title V, Section 53430(a), and Board Policy 5123 will be identified as follows: A1;A3;A4;B1;B2;B3;B4=Experience / Education | A2 = Education | A5;B5 = Experience

TEMPORARY, PART-TIME EMPLOYEES Fall 2018
Sacramento City College

<u>Name</u>	<u>Subject</u>	<u>FTE</u>
** (B5) Crail, Charr P.	Digital Media	21 %
** (B5) Crail, Charr P.	Computer Graphics and Digital Imagery	42 %
Crain, Michael R.	Music	40 %
Crane, Carolyn M.	English	40 %
Crawford, Robert L.	Mathematics, General	53 %
Cuckovich, Jessica L.	English	40 %
Cvitanov, Beverlee D	Physical Therapy Assistant	30 %
Dalton, Sarah C.	English	20 %
Dang, Tina G.	Job Seeking/Changing Skills	7 %
Daunt, Jonathan G.	English	20 %
Davis, Kenneth A.	Drafting Technology	28 %
Day, Jacie L.	Small Business and Entrepreneurship	20 %
Dayton, David E.	ESL Reading	37 %
Deere, Christine	Microbiology	60 %
** (A2) DeLappe, Lori A.	Dramatic Arts	50 %
Desrosiers, Michelle M.	Cosmetology and Barbering	38 %
Diamond, Anne	Accounting	27 %
Diaz-Gastelum, Gloria	Spanish	53 %
Dicus, Michelle M.	Chemistry, General	57 %
Diehl, Nicholas J.	Philosophy	40 %
Dilley, Paul J.	History	60 %
Dobbs, Charles K.P.	English	60 %
Dong, Jimmy A.	Accounting	20 %
Durosko, Susan L.	English	20 %
Eakins, Robert G.	English	27 %
Earle, Robert E	Geography	15 %
Earle, Robert E	Geographic Information Systems	24 %
Eckley, Terri L.	Psychology, General	40 %
Edelson, Rachel G.	English	20 %
Edwinson, Shawn A.	Child Development/Early Care and Educatio	40 %
Edwinson, Shawn A.	Child Development Administration and Mana	20 %
Eigenheer, Richard A.	Geography	20 %
Emerson, Mark	Art	28 %
Escovedo, Ernest	Occupational Therapy Technology	15 %
Estrada, Martin P.	Environmental Control Technology (HVAC)	48 %
Etting, Stephanie F	Anthropology	55 %
Fairchild, Sheryl D.	Women's Studies	40 %
Farrelly, Joseph T.	Sociology	40 %
Fayko, Robyn E.	Anthropology	55 %
Fore, Dana Y.	English	60 %
Fraser, Linda	English	40 %
French, Catherine A.	English	20 %
Frisby, Ianna N.	Art	28 %
Fulgham, Roietta J.	Office Technology/Office Computer Applicati	20 %
Gaffaney, Timothy J.	Political Science	40 %
Gagliardi, Nicholas J.	Art	28 %
** (A5) Galvan, Joaquin D.	Academic Guidance	20 %
Galvis, Silvia M.	Child Development/Early Care and Educatio	20 %
Gander, Therese A.	Mathematics, General	58 %
Garcia, Maria	Spanish	27 %
Gates, Jennine E.	Dental Hygienist	64 %

FTE appearing as 0% for the current or upcoming semester is pending determination of assignment / load. FTE in previous semesters will appear as 1% for assignments between 0% and 1%. * = New Employee ** = Returning Employee

Employees hired under equivalency criteria pursuant to Ed. Code Section 87359, Title V, Section 53430(a), and Board Policy 5123 will be identified as follows: A1;A3;A4;B1;B2;B3;B4=Experience / Education | A2 = Education | A5;B5 = Experience

TEMPORARY, PART-TIME EMPLOYEES Fall 2018
Sacramento City College

<u>Name</u>	<u>Subject</u>	<u>FTE</u>
Gee,Jenny A.	Mathematics, General	33 %
Gere,C. Jean	ESL Writing	27 %
Gere,C. Jean	ESL Integrated	10 %
Gifford,Christina M.	English	20 %
Gmelin,Robert P.	English	40 %
Goldberg,John S.	Business and Commerce, General	20 %
Goldsmith,Maryll R	Music	32 %
Grady,Kevin R.	Learning Skills, Learning Disabled	65 %
Graham,Frank D.	English	40 %
Graham,Reginald A.	Music	23 %
** (A5) Grasso,Matthew A.	Music	18 %
Graves,Emon Jabar	Business and Commerce, General	20 %
Graves,Sherri D.	Biology, General	50 %
Graves,Sherri D.	Natural History	15 %
Gregory MacMillan,Marcella S.	Japanese	53 %
Gunn,Alexander	Chemistry, General	60 %
Gutowsky,Edward A.	English	20 %
Guzman,Julie A.	ESL Speaking/Listening	27 %
Hacker,Cherie E.	Art	28 %
Hall,Celia F.	Librarian	20 %
Handy,Kimberly A.	Business and Commerce, General	40 %
Handy,Kimberly A.	Business Management	20 %
Hansen,Eric C.	Natural History	15 %
Harada,Syreeta J.	Political Science	40 %
Harding,Matthew James	English	40 %
Harker,Caroline J.	Librarian	31 %
** (A1) Haroyan,Satenik	Mathematics, General	53 %
Harris,Richard A.	Administration of Justice	40 %
Harroun,Richard J.	ESL Writing	27 %
Harroun,Richard J.	ESL Reading	27 %
Hawes,Victoria A.	ESL Writing	27 %
Hawes,Victoria A.	ESL Reading	27 %
** (A2) Hayashi,David I.	Physical Education	30 %
Hayashi,Heather N.	Librarian	17 %
Heisinger,Kurt D.	Accounting	47 %
Hernandez,Sherah C.	Nursing	40 %
Hogan,Heather N.	Website Design and Development	21 %
Hohlwein,Laura A.	Art	28 %
Hohlwein,Laura A.	Painting & Drawing	28 %
Hoover,Jeffrey L.	Music	22 %
Hoskins,David L.	Physical Fitness and Body Movement	13 %
Howe,Judith D.	Library Science, General	7 %
Howe,Judith D.	Librarian	57 %
Hunter,James W.	Business and Commerce, General	27 %
Hunter,James W.	Business Management	20 %
Hur,Soon S.	Asian (Chinese and Japanese excluded)	53 %
Imagine,Eve M.	English	40 %
** (A2) Imai,Stephen T.	Chemistry, General	57 %
Jackson,Angela M.	Coordinator-Instruct LAB	33 %
Jacobsen,Ann	English	47 %
Jahanshahloo,Hoda	Mathematics, General	47 %

FTE appearing as 0% for the current or upcoming semester is pending determination of assignment / load. FTE in previous semesters will appear as 1% for assignments between 0% and 1%. * = New Employee ** = Returning Employee

Employees hired under equivalency criteria pursuant to Ed. Code Section 87359, Title V, Section 53430(a), and Board Policy 5123 will be identified as follows: A1;A3;A4;B1;B2;B3;B4=Experience / Education | A2 = Education | A5;B5 = Experience

TEMPORARY, PART-TIME EMPLOYEES Fall 2018
Sacramento City College

<u>Name</u>	<u>Subject</u>	<u>FTE</u>
Jean-Gilles,Reginald G.	Office Technology/Office Computer Applicati	40 %
Jensen,Lance F.	Environmental Control Technology (HVAC)	30 %
Jeppeson,Marsha S.	Speech Communication	40 %
Johansen,Trine B.	Anthropology	55 %
John,Jess R	Environmental Control Technology (HVAC)	20 %
Johnson,Samuel D.	Speech Communication	40 %
Jones,Amy Rebecca	Interpersonal Skills	7 %
Jones,Amy Rebecca	Job Seeking/Changing Skills	7 %
Jones,Erica Leigh	Environmental Studies	20 %
Jones,Erica Leigh	Geography	35 %
Jones,Evan A.	English	60 %
Jones,Woodrow D	Computer Graphics and Digital Imagery	21 %
Jones,Yuriko	Physics, General	60 %
Jordan,Jessica H.	English	20 %
Joy,Anna L.	English	40 %
Kahl,Timothy J.	English	40 %
Kalar,Barry D.	Administration of Justice	60 %
Kaneko-Hutton,Patricia K.	Occupational Therapy Technology	7 %
Kang,Rachel E.	Music	47 %
Kaufman,Cheryl A.	Office Technology/Office Computer Applicati	20 %
Kehew,Julia K.	History	60 %
Kehl,Anthony J.	Physical Fitness and Body Movement	35 %
Kellogg,Cynthia	English	40 %
Kennedy,Carol E.	ESL Reading	10 %
Khoshsefat,Joshua R.	Nursing	10 %
** (A5) Kiehn,Kenneth	English	60 %
Kiel,Jeannette L.W.	Women's Studies	20 %
Kirsch,Daniel T.	Political Science	20 %
Kjos,Troy A.	Physiology (Includes Anatomy)	40 %
Koch,Kathleen L.	English	60 %
Koch,Kristen V.	Fine Arts, General	20 %
Kolesnikov,Veronika	Family Studies	40 %
Korn,Madeline A.	Fashion	20 %
Korp,Diana R.	Dental Hygienist	56 %
Korp,Norbert Gunter	Dental Hygienist	51 %
Krueger,Kristen E.	Physiology (Includes Anatomy)	50 %
** (A5) Krumm,Helen T.	English	40 %
Kumagai,Mizue	Japanese	53 %
La Puma,Wendy D	Psychology, General	20 %
La Puma,Wendy D	Academic Guidance	15 %
Lagunas-Carvacho,Magaly A.	Spanish	53 %
Laman-Maharg,Abigail R	Physiology (Includes Anatomy)	40 %
Lazzarone,Gordon C.	Applied Photography	57 %
Lee,Emily S	Dental Hygienist	10 %
Lee,Jeffrey R.	English	60 %
Leek,Laura C.	ESL Writing	27 %
Leek,Laura C.	ESL Reading	27 %
Lemoine,Florence A.	History	40 %
Lesage,Yves	Mathematics, General	47 %
Leyva,John James	English	40 %
Leyva,John James	ESL Writing	27 %

FTE appearing as 0% for the current or upcoming semester is pending determination of assignment / load. FTE in previous semesters will appear as 1% for assignments between 0% and 1%. * = New Employee ** = Returning Employee

Employees hired under equivalency criteria pursuant to Ed. Code Section 87359, Title V, Section 53430(a), and Board Policy 5123 will be identified as follows: A1;A3;A4;B1;B2;B3;B4=Experience / Education | A2 = Education | A5;B5 = Experience

TEMPORARY, PART-TIME EMPLOYEES Fall 2018
Sacramento City College

<u>Name</u>	<u>Subject</u>	<u>FTE</u>
Lisuk,Mieke N	History	40 %
Liu,Steve S.	Chinese	27 %
Livas,Melinda M.	Librarian	17 %
Logan,Jason K.	Sociology	40 %
Lore,Elisabeth Marie	English	20 %
Lothrop,Joshua L	Nursing	60 %
Louie,Brandon P	Sociology	20 %
Lowrie,Angela C.	Applied Photography	57 %
Lynch,Blair N.	Psychology, General	40 %
Maffly,Nancy E.	ESL Writing	53 %
Magneson,Moira K.	English	40 %
Mahmood,Iqbal	English	40 %
Marshall,Jessica A.	Anthropology	20 %
Martinez,Jesus R.	Ethnic and Cultural Studies	20 %
Martinez,Jesus R.	History	20 %
Mathur,Reena	Mathematics, General	60 %
McClain,Jimmie Jo	Dental Hygienist	38 %
McCoin,Thomas J.	Physical Therapy Assistant	15 %
McDaniel,Arrickia R.	Academic Guidance	20 %
McHenry,Jennifer L.	Geography	55 %
Mehadi,Ahmed	Chemistry, General	40 %
Melton,Jason Lamar	English	20 %
Meyer,Virginia C.	Environmental Science	22 %
Meza,Ryan Angel	Applied Photography	43 %
**(A1) Michell,Douglas B.	ESL Writing	53 %
Minawi,Rima	Business and Commerce, General	20 %
Minnick,Michael	Child Development/Early Care and Educatio	40 %
Mo,Melody H.	Chinese	27 %
Mobery,Jerry C.	History	40 %
Moftakhar,Hossein	Psychology, General	20 %
Mohrmann,Peter R.	Dramatic Arts	20 %
Monsen,Richard Shawn	Computer Information Systems	7 %
Moore,Thomas G.	Information Technology, General	63 %
Morgan,Kenneth I.	Business and Commerce, General	7 %
Moylan-Aube,Joanne E.	Psychology, General	40 %
Mukherjee,Sharmila	Chemistry, General	57 %
Murphy,Charlynnne M.	Child Development/Early Care and Educatio	40 %
Naify,James F.	Philosophy	40 %
Nasiri,Melekeh	Chemistry, General	57 %
Neal,Daniel P.	Natural History	15 %
Neil,Richard R.	Geography	35 %
Neilson,Wendy N.	Occupational Therapy Technology	3 %
Nguyen,Phuong	Multimedia	21 %
Nguyen,Thanh H.	Accounting	16 %
Nicholson,Joy Christine	Technical Theater	28 %
Nicholson,Joy Christine	Dramatic Arts	20 %
Nicosia-Nadler,Jessica A	Applied Photography	57 %
Niyati,Fatemeh	Chemistry, General	55 %
Norman,Ben Eric	Mathematics, General	33 %
O'Brien,Sandra C.	English	40 %
Oehler,Dylan Olivia	English	40 %

FTE appearing as 0% for the current or upcoming semester is pending determination of assignment / load. FTE in previous semesters will appear as 1% for assignments between 0% and 1%. * = New Employee ** = Returning Employee

Employees hired under equivalency criteria pursuant to Ed. Code Section 87359, Title V, Section 53430(a), and Board Policy 5123 will be identified as follows: A1;A3;A4;B1;B2;B3;B4=Experience / Education | A2 = Education | A5;B5 = Experience

TEMPORARY, PART-TIME EMPLOYEES Fall 2018
Sacramento City College

<u>Name</u>	<u>Subject</u>	<u>FTE</u>
Okada,Mikiya	Electronic Game Design	21 %
O'Neal-Watts,Jennifer Lee	Librarian	11 %
Orr,Timothy A.	History	60 %
Otto,Anna M.	Child Development/Early Care and Educatio	40 %
Otto,Anna M.	Family Studies	20 %
Palmi,Jason R	Administration of Justice	20 %
Pansius,Deborah H.	English	20 %
Passal,Steven R.	English	40 %
Patrice,Alicia	Librarian	14 %
** (B5) Perez,Pedro R.	Applied Photography	57 %
Perkins,Brett T.	English	60 %
Pettler,Janelle S.	Software Applications	53 %
** (B5) Ponce,Armando N.	Cosmetology and Barbering	49 %
Poorjahanshah,Homer	Chemistry, General	57 %
Pope,Michael B.	Software Applications	18 %
Poxon,Judith L.	Classics-Humanities	20 %
Prilepina,Tamara F.	Mathematics, General	60 %
Prue,Paul A.	Mathematics, General	47 %
Pytel,Darren L.	Administration of Justice	40 %
Rios,Manuel F.	Painting & Drawing	28 %
Roberts-Eccles,Debora C.	ESL Writing	27 %
Roberts-Eccles,Debora C.	ESL Speaking/Listening	27 %
Robinson,Leslie A.	Aviation and Airport Management and Servic	41 %
Rodriguez,Hector	Mathematics, General	27 %
Rosen-Aydlett,Lisa	Child Development/Early Care and Educatio	20 %
Rosen-Aydlett,Lisa	Family Studies	20 %
Royal,Joy R.	Software Applications	53 %
Schemel,Nathan C.	Film Studies	20 %
Schemel,Nathan C.	Film Production	28 %
Schumacher,Robert J.	Painting & Drawing	28 %
Schumacher,Robert J.	Ceramics	28 %
** (B5) Talle,Tricia	Coordinator-Instruct LAB	50 %
Wagner,Michelle D.	Coordinator-Instruct LAB	9 %

REGULAR EMPLOYEES - OVERLOAD ASSIGNMENTS Fall 2018
American River College

<u>Name</u>	<u>Subject</u>	<u>FTE</u>
Abdul,Alisher S.	Mathematics, General	33 %
** (A1) Afonso,Paulo M.J.	Astronomy	15 %
** (B2) Aguilar,Gary L.	Drafting Technology	33 %
Ahmadi,Al	Telecommunications Technology	40 %
Allie,Diana J.	Academic Guidance	20 %
Andre,Susan	Job Seeking/Changing Skills	13 %
Andronas,Jennifer L.	Automotive Technology	40 %
** (A2) Angelone,Michael A.	English	33 %
Arellano,Catherine	English	7 %
Badilla,Araceli	Job Seeking/Changing Skills	20 %
Bell,John T.	English	23 %
Bennett,Heidi Jillen-Fuller	Business and Commerce, General	20 %

FTE appearing as 0% for the current or upcoming semester is pending determination of assignment / load. FTE in previous semesters will appear as 1% for assignments between 0% and 1%. * = New Employee ** = Returning Employee
 Employees hired under equivalency criteria pursuant to Ed. Code Section 87359, Title V, Section 53430(a), and Board Policy 5123 will be identified as follows: A1;A3;A4;B1;B2;B3;B4=Experience / Education | A2 = Education | A5;B5 = Experience

REGULAR EMPLOYEES - OVERLOAD ASSIGNMENTS Fall 2018
American River College

<u>Name</u>	<u>Subject</u>	<u>FTE</u>
Bertoglio,Nancy A.	Reading	3 %
** (A5) Bethel,Paul B.	History	20 %
Birdsall,Lill H.	Mathematics, General	20 %
Black,Bethani A.	Physical Education	15 %
Borcz,Robyn M.	English	10 %
Bovard,Victoria A.	Psychology, General	40 %
Bradford,Aaron R.	English	20 %
Burleson,B. Kathryn	Technical Theater	47 %
Burleson,B. Kathryn	Dramatic Arts	13 %
Byrd,Tanika L.	Speech Communication	20 %
Chen,Chiuping	Economics	20 %
Collihan,Kathleen	International Studies	10 %
Condos,Marc A.	Business and Commerce, General	40 %
Condos,Rachna K.	Business and Commerce, General	60 %
Crowder,Michael H.	English	33 %
** (A2) Dumais,Laurence W.	Software Applications	10 %
** (A2) Dumais,Laurence W.	Computer Networking	24 %
Eifertsen,Dyne C.	Music	35 %
Engler,Denise M.	English	20 %
Engler,Denise M.	Reading	7 %
Finnecy,Timothy J.	Physical Education	30 %
Fish,Melissa M.	Office Technology/Office Computer Applicati	20 %
Fox,David E.	Computer Programming	35 %
Fratello,Natasha M.	Psychology, General	20 %
French,Benjamin R.	Automotive Technology	35 %
George,Gary Thomas	Electronics & Electric Technology	20 %
Gilbert-Valencia,Daniel H.	Software Applications	5 %
Gilbert-Valencia,Daniel H.	Computer Networking	37 %
Gilman,Joseph A.	Music	38 %
Giusti,Anthony R.	Nutrition, Foods, and Culinary Arts	20 %
Gonsalves,Jana L.	Nutrition, Foods, and Culinary Arts	60 %
Gonzalez,Robert J.	Business Administration	20 %
Goold,Grant B.	Paramedic	37 %
Gorre,Charissa E.	Administration of Justice	40 %
Gourdine,Traci L.	English	20 %
** (B2) Green,Wesley P.	Computer Support	19 %
Halle,Joel E.	Accounting	53 %
Hamre,Susan M.	Music	7 %
Hanstad,Janet A.	Biology, General	8 %
Hanstad,Janet A.	Microbiology	20 %
Harper,Eric I.	Automotive Technology	40 %
Harris,Marianne	Library Science, General	7 %
Hayes,Rebecca W.	Information Technology, General	20 %
Hayes,Rebecca W.	Software Applications	10 %
Heiser,Ceydy Berdon	Spanish	27 %
Hess,John F.	English	20 %
Hoffpaur,Carina E.	English	3 %
Hokerson,Lori K.	Psychology, General	20 %
Holden,Dennis J.	Philosophy	20 %
Holmes,Michael W.	Biology, General	30 %
Hooker,Jodie E.	Applied Photography	13 %

FTE appearing as 0% for the current or upcoming semester is pending determination of assignment / load. FTE in previous semesters will appear as 1% for assignments between 0% and 1%. * = New Employee ** = Returning Employee

Employees hired under equivalency criteria pursuant to Ed. Code Section 87359, Title V, Section 53430(a), and Board Policy 5123 will be identified as follows: A1;A3;A4;B1;B2;B3;B4=Experience / Education | A2 = Education | A5;B5 = Experience

REGULAR EMPLOYEES - OVERLOAD ASSIGNMENTS Fall 2018
American River College

<u>Name</u>	<u>Subject</u>	<u>FTE</u>
Howard,Hugh H.	Geographic Information Systems	10 %
Howe,Susan R.	English	27 %
Hughes,Ralph E.	Music	20 %
Jones,Vincent W	Mathematics, General	20 %
Jurach,Jeffrey P.	Real Estate	20 %
Kinoshita,Rory M.	Mathematics, General	20 %
Kinuthia,Kamau F.	Economics	40 %
Knirk,Brian D.	Restaurant and Food Services Management	33 %
Koskelo,Ilkka J.	Physics, General	20 %
** (A1) Laflam,Jennifer M.	Reading	3 %
Lapierre,Arthur	Music	40 %
Limmaneeprasert,Oranit	ESL Speaking/Listening	27 %
Limon Guzman,Jesus A.	English	33 %
Lopez,David	Philosophy	40 %
Lovering,Janay N.	English	53 %
Machado,Geraldine M.	Human Services	20 %
Marte,Dyanne N.	Fashion	15 %
Martinez,Craig C.	Digital Media	28 %
Mattson,Sarah S.	Painting & Drawing	13 %
** (B5) McCormack,John J.	Automotive Technology	20 %
McCormick,Marcia Lynn	Psychology, General	20 %
Meador,Dianne L.	Chemistry, General	30 %
Messer,Carter-Ryan	Mathematics, General	20 %
Mitchell,Emilie B.	Psychology, General	20 %
Moore,Christopher E.	Automotive Technology	20 %
Moore,Justin A.	Biology, General	8 %
Moore,Reyna C.	Academic Guidance	20 %
Morris,Ronald Ray	Marketing & Distribution	20 %
Morris,Ronald Ray	Real Estate	20 %
Murakami,Dean M.	Psychology, General	15 %
Nazareno,Randy P.	Counselor	20 %
Nehrebecki,Helene Renee	Mathematics, General	20 %
** (B4) O'Brien,Roxanne	Culinary Arts	28 %
** (B4) O'Brien,Roxanne	Restaurant and Food Services Management	20 %
Owens,Rocio A.	Mathematics, General	27 %
Palomares,Carmelita	Guidance	3 %
Parker,Laura L.	Painting & Drawing	13 %
Parker,Laura L.	Sculpture	13 %
Parks,Judith	Culinary Arts	20 %
Parks,Judith	Restaurant and Food Services Management	20 %
Payne,Michael D.	Chemistry, General	30 %
Pearson,Rudy N.	History	20 %
Pollard,Margaret P.	Accounting	27 %
Pries,Shannon S.	Reading	10 %
Ramirez,Richard A.	Guidance	3 %
Ramirez,Richard A.	Academic Guidance	20 %
Ramones,Susan F.	Biology, General	20 %
Reese,Mark A.	Welding Technology	25 %
** (B5) Reeves,Leslie	World Wide Web Administration	28 %
Sabzevary,Iraj	Computer Programming	20 %
Sabzevary,Iraj	Database Design and Administration	18 %
** (B2) Sjolund,Joe P.	Physical Education	15 %
** (B2) Sjolund,Joe P.	Counselor	22 %

FTE appearing as 0% for the current or upcoming semester is pending determination of assignment / load. FTE in previous semesters will appear as 1% for assignments between 0% and 1%. * = New Employee ** = Returning Employee

Employees hired under equivalency criteria pursuant to Ed. Code Section 87359, Title V, Section 53430(a), and Board Policy 5123 will be identified as follows: A1;A3;A4;B1;B2;B3;B4=Experience / Education | A2 = Education | A5;B5 = Experience

REGULAR EMPLOYEES - OVERLOAD ASSIGNMENTS Fall 2018
Cosumnes River College

<u>Name</u>	<u>Subject</u>	<u>FTE</u>
Aldredge, Teresa W.	Academic Guidance	20 %
Andrews, David C.	Horticulture	33 %
Arden-Ogle, Ellen A.	Speech Communication	40 %
Beloglovsky, Miriam	Child Development/Early Care and Educatio	20 %
** (A5) Bui, Dinh N.	Academic Guidance	20 %
Butler, Patrick A.	Business and Commerce, General	20 %
Butler, Patrick A.	Real Estate	20 %
Chapman, Gregory Dennis	Computer Programming	20 %
Connally, Ryan	Construction Crafts Technology	23 %
Connally, Ryan	Civil & Construction Mgmt Technology	35 %
** (A2) Dimond, Iris J.	Child Development/Early Care and Educatio	20 %
DuBray, Daniel T.	Speech Communication	20 %
Duffy, Marjorie B.	Software Applications	40 %
Esty, Juana T.	Academic Guidance	20 %
Fagin, Edwin D.	Economics	60 %
Felkner, Patty A.	Applied Photography	30 %
Fishman, Wendell	Computer Programming	27 %
Flynn, Martin D.	Technical Theater	15 %
** (A5) Fortin, Cheri L.	Dramatic Arts	20 %
Frigm, Michael P.	Restaurant and Food Services Management	13 %
Granquist, Eric A.	Business Administration	40 %
Hagenburger, Timaree A.	Nutrition, Foods, and Culinary Arts	20 %
Hoang, Linda	Mathematics, General	27 %
Huang, Chao-Jen	Computer Programming	60 %
Kim, Steve	Health Information Technology	13 %
Kimbler, Jeffrey G.	Painting & Drawing	13 %
LaDue, Cheri L.	Health Education	20 %
Lawlor, Michael J.	Physics, General	42 %
Leung, Amy M.	Economics	20 %
Mapeso, Ray	Academic Guidance	40 %
Marshall-Mills, Denise L.	Academic Guidance	20 %
Mathis, Jaqueline S.	Academic Guidance	40 %
Mayo, Kathryn J.	Photography	10 %
Mayo, Kathryn J.	Applied Photography	13 %
McDowell, Stephen C.	Chemistry, General	30 %
McHugh, Matthew E.	Emergency Medical Services	45 %
Miller, Nathan D.	Speech Communication	20 %
Mojica, Edward	Architecture and Architectural Technology	15 %
Mojica, Edward	Other Architecture & Environ Design	15 %
Mulhern, Jeannette L.	Infants and Toddlers	20 %
Nguyen, Nhat N.	Mathematics, General	33 %
Osman, Mohammed	Information Technology, General	27 %
Parker, Grant	Music	27 %
Parks, Lance M.	Information Technology, General	20 %
Parks, Lance M.	Computer Networking	17 %
Pereira, Michael J.	Automotive Technology	40 %
Phan, Man	Business and Commerce, General	20 %

FTE appearing as 0% for the current or upcoming semester is pending determination of assignment / load. FTE in previous semesters will appear as 1% for assignments between 0% and 1%. * = New Employee ** = Returning Employee

Employees hired under equivalency criteria pursuant to Ed. Code Section 87359, Title V, Section 53430(a), and Board Policy 5123 will be identified as follows: A1;A3;A4;B1;B2;B3;B4=Experience / Education | A2 = Education | A5;B5 = Experience

REGULAR EMPLOYEES - OVERLOAD ASSIGNMENTS Fall 2018
Folsom Lake College

<u>Name</u>	<u>Subject</u>	<u>FTE</u>
Al Juboori,Suha H	Computer Programming	27 %
Aldrich,Christina D.	Psychology, General	20 %
Bjerke,Ann Lynn	ESL Integrated	8 %
Brinkley,Amy E.	Library Science, General	7 %
Clark,Christopher S.	Guidance	13 %
Clark,Christopher S.	Counselor	14 %
Clayton,Keith	Mathematics, General	7 %
Collier,Julie A.	Job Seeking/Changing Skills	7 %
Curran,Timothy M.	Mathematics, General	53 %
DeVille,Rebecca A.	Classics-Humanities	40 %
Eckman,Spencer A.	ESL Speaking/Listening	27 %
Eitel,Joseph E.	Mathematics, General	60 %
Eiteneer-Harmon,Daria N.	Physics, General	52 %
Flores,Juan J.	Study Skills	40 %
Fowler,Caleb L.	Computer Programming	53 %
Giordano,Rose M.	Nutrition, Foods, and Culinary Arts	20 %
Grahlman,Amber H.	Health Education	20 %
Greene,Calvin D.	Mathematics, General	27 %
Gregory,Richard C.	Health Education	20 %
Hale,Daniel R.	Astronomy	40 %
Haug,Paula R.	Speech Communication	40 %
Hwang,Eunyoung	Painting & Drawing	13 %
Jensen,Wayne C.	Mathematics, General	53 %
Kraemer,Jennifer L.	Child Development/Early Care and Educatio	40 %
Lagala,David L.	Physiology (Includes Anatomy)	20 %
Lennert,Michelle G.	Sign Language	27 %
Lopez,Carlos J.	Spanish	30 %
Mollet,Alison V.	Exercise Sciences/Physiology and Movemen	20 %
Moraga,Juan Carlos	Spanish	40 %
Morrison,Jill	Counselor	7 %
Nguyen,Bi V.	Mathematics, General	13 %
Oberth,Christine H.	Chemistry, General	50 %
Olsen,Marc C.	Mathematics, General	33 %
Pittman,Jason W.	Geography	8 %
Prelip,Angela N.	Speech Communication	20 %
Raskin,Samuel W.	Geology	35 %
Raskin,Samuel W.	Job Seeking/Changing Skills	7 %
** (A1) Rauschkolb,Teresa N.	English	27 %
Ross,Daniel G.	Information Technology, General	20 %
Ross,Daniel G.	Computer Programming	20 %
** (A1) Telles,James W.	Librarian	10 %
Thiessen,Stacia S.	Librarian	3 %
Tikhonova,Inna V.	Counselor	16 %

REGULAR EMPLOYEES - OVERLOAD ASSIGNMENTS Fall 2018
Sacramento City College

<u>Name</u>	<u>Subject</u>	<u>FTE</u>
Ackerman,Alexis L.	Biology, General	20 %
Anderson,Kevin M.	Computer Networking	52 %
Barbaria,Miriam G.	Spanish	27 %
Barfield,Annette C.	Academic Guidance	20 %
Blair,Deborah J.	Coaching	20 %
Block,Angela M.	Sociology	40 %

FTE appearing as 0% for the current or upcoming semester is pending determination of assignment / load. FTE in previous semesters will appear as 1% for assignments between 0% and 1%. * = New Employee ** = Returning Employee

Employees hired under equivalency criteria pursuant to Ed. Code Section 87359, Title V, Section 53430(a), and Board Policy 5123 will be identified as follows: A1;A3;A4;B1;B2;B3;B4=Experience / Education | A2 = Education | A5;B5 = Experience

REGULAR EMPLOYEES - OVERLOAD ASSIGNMENTS Fall 2018
Sacramento City College

<u>Name</u>	<u>Subject</u>	<u>FTE</u>
Boguski,Mark E.	Ceramics	13 %
Bomberry,Deskaheh D.	Physical Education	13 %
Bomberry,Deskaheh D.	Physical Fitness and Body Movement	10 %
** (B5) Bonawitz,Marcia C.	Cosmetology and Barbering	52 %
Boyd,Halsey	Mathematics, General	33 %
** (A5) Bui,Dinh N.	Academic Guidance	40 %
Burg,Thomas J.	Aviation and Airport Management and Servic	20 %
Carmazzi,Paul L.	Management Development & Supervision	20 %
Carmazzi,Paul L.	Physical Education	15 %
Carmazzi,Paul L.	Physical Fitness and Body Movement	5 %
Carmazzi,Paul L.	Health Education	20 %
Chevraux-FitzHugh,Adrian L.	Sociology	20 %
Clark,Kevin E.	Sign Language	27 %
** (A2) Coppola,Jessica D.	Nutrition, Foods, and Culinary Arts	20 %
Cypret,Phillip B.	Aeronautical & Aviation Technology	25 %
Daley,Carlin L.	Health Occupations, General	3 %
Daley,Carlin L.	Occupational Therapy Technology	8 %
Dao,Binh C.	Chemistry, General	30 %
Davis,Craig	Geography	2 %
Davis,Craig	Geographic Information Systems	3 %
De Guzman,Emmylou V.	Health Occupations, General	40 %
Dhanda,Randeep S.	Nursing	7 %
Doonan,William F.	Anthropology	40 %
** (B5) Estabrook,Paul H.	Applied Photography	42 %
Fabionar,David E.	Speech Communication	20 %
Fitzpatrick,Kenneth E.	Drafting Technology	13 %
Frank,Paul E.	Political Science	20 %
Freas,Adam C.	Academic Guidance	20 %
** (B5) Gentry,Richard P.	Environmental Control Technology (HVAC)	13 %
Giovannetti,Lynne R.	Fashion Design	20 %
Giovannetti,Lynne R.	Fashion Production	28 %
Goehring,Kevin S.	Aeronautical & Aviation Technology	25 %
Gomez,Tracey L.	Reading	20 %
Gonzalez,Mauricio	Academic Guidance	40 %
Gould,Kelly L.	Administration of Justice	40 %
Haag,Janis L.	Journalism	13 %
** (B5) Handy,Mae F.	Cosmetology and Barbering	39 %
Hanson,Steven A.	Physical Education	15 %
Harbison,Mark	Mathematics, General	33 %
Harris-Jenkinson,Patricia M.	Speech Communication	20 %
Heningburg,Keith R.	History	20 %
Hodge,Tracey L.	General Work Experience	20 %
** (A5) Hoerl,Ada Boone	Occupational Therapy Technology	4 %
Hogarty,Patrick	Real Estate	27 %
Hogarty,Patrick	Computer Networking	22 %
Holt,Julie A.	Coordinator	10 %
Huang,Ling	Chemistry, General	45 %
Hunter,Michael J.	Geography	15 %
Iredale,Michael J.	Nursing	16 %
Ishchuk,Alexandr A.	Chemistry, General	20 %
James,Stephen C.	Environmental Science	7 %
Johnson,Illana	Anthropology	55 %
Johnson,Lawrence F.	Aeronautical & Aviation Technology	27 %

FTE appearing as 0% for the current or upcoming semester is pending determination of assignment / load. FTE in previous semesters will appear as 1% for assignments between 0% and 1%. * = New Employee ** = Returning Employee

Employees hired under equivalency criteria pursuant to Ed. Code Section 87359, Title V, Section 53430(a), and Board Policy 5123 will be identified as follows: A1;A3;A4;B1;B2;B3;B4=Experience / Education | A2 = Education | A5;B5 = Experience

REGULAR EMPLOYEES - OVERLOAD ASSIGNMENTS Fall 2018
Sacramento City College

<u>Name</u>	<u>Subject</u>	<u>FTE</u>
Jones,Andrew B.	Physical Fitness and Body Movement	10 %
Jones,Christine M.	Dental Hygienist	7 %
Kaina,Abdelaziz	Computer Networking	44 %
Kiernan,Tim C.	Physical Fitness and Body Movement	15 %
** (A1) Kirkpatrick,Nadine J.	Nutrition, Foods, and Culinary Arts	40 %
Knable,Robert D.	Commercial Music	23 %
Lachica,Juan L.	Academic Guidance	20 %
Lambert,Angelena	Mathematics, General	40 %
Larson,Carillon J.	Mathematics, General	33 %
Lawson,Douglas	Dramatic Arts	28 %
Leonard,Patti A.	Speech Communication	20 %
Lepe,Leonela G.	Academic Guidance	13 %
Limon Guzman,Jesus A.	English	20 %
Little,Myra M.	Website Design and Development	17 %
Little,Myra M.	Information Technology, General	40 %
Loomis,Debora A.	ESL Reading	37 %
Lorenz,Norman H.	Family Studies	20 %
Maeda,Richard	Health Occupations, General	20 %
Manriquez,Paul M.	Mathematics, General	53 %
Mao,Alvin W.	Chemistry, General	13 %
Martinez,Jesus E.	Mathematics, General	53 %
** (B5) Masterson,Patricia J.	Sign Language	27 %
McDaid,Liam I.	Astronomy	15 %
McKee,Georgeann M.	Administration of Justice	40 %
Mendez-Nunez,Luis R.	Mathematics, General	53 %
Miller,Nicholas B.	Sociology	20 %
Mom,Brian W.	Small Business and Entrepreneurship	20 %
Mom,Brian W.	Sales and Salesmanship	20 %
Mukarram,Abida	Computer Programming	35 %
Newman Ritchards,Toni J.	Job Seeking/Changing Skills	7 %
** (A5) Ng,Wang C.	Telecommunications Technology	20 %
Nguyen,Anh H.	Academic Guidance	20 %
** (A1) Oh,Jang-Ha	Physical Education	15 %
Pacheco,David B.	Physical Education	30 %
Parks,Karen D.	Software Applications	18 %
Paulson,Daniel I.	Music	12 %
Pease,Dyan S.	Business and Commerce, General	20 %
Perry,Laurie M.	Child Development/Early Care and Educatio	27 %
Petite,Lori M.	Speech Communication	40 %
Phillips,Joseph H.	Mathematics, General	53 %
Piedra,Erica A.	French	27 %
Piscopo,Holly A.	Liberal Arts and Sciences, General	24 %
Pitman,Gayle Elizabeth	Psychology, General	20 %
** (A2) Poe,Kathleen A.	Music	40 %
Polagruto,John A.	Nutrition, Foods, and Culinary Arts	10 %
Prudhel,Bradley K.	Environmental Control Technology (HVAC)	38 %
Rohret,Valerie A.	Fine Arts, General	60 %
Stewart,Devoun R.	Chemistry, General	20 %
Tatum,Prima R.	Chemistry, General	15 %

FTE appearing as 0% for the current or upcoming semester is pending determination of assignment / load. FTE in previous semesters will appear as 1% for assignments between 0% and 1%. * = New Employee ** = Returning Employee

Employees hired under equivalency criteria pursuant to Ed. Code Section 87359, Title V, Section 53430(a), and Board Policy 5123 will be identified as follows: A1;A3;A4;B1;B2;B3;B4=Experience / Education | A2 = Education | A5;B5 = Experience

C L A S S I F I E D

APPOINTMENT(S)			
<u>Name</u>	<u>Position</u>	<u>Assigned to</u>	<u>Effective Date(s)</u>
Cook-Harvey, Jason A.	Student Personnel Assistant-Outreach Services	SCC	09/04/18
Cox, Kelly M.	Instructional Assistant-Aeronautics, 9 months, 50%	SCC	08/20/18
Jones-Hayes, Shana I.	Clerk III, 60%	DO	08/01/18
Kravchuk, Alina	Administrative Assistant I	FLC	08/02/18
Lewis, Craig A.	Maintenance Technician II	ARC	07/11/18
Miyamura, Jessica M.	Police Communication Dispatcher	DO	07/11/18
Narayan, Ashley K.	Clerk III, 60%	DO	08/01/18
Spencer, Caitlyn N.	Student Personnel Assistant –Student Services	ARC	08/06/18
Tsoy, Vladimir S.	Instructional Assistant-Welding Technology	ARC	07/30/18

LEAVE(S) OF ABSENCE				
<u>Name</u>	<u>Position</u>	<u>Type of Leave</u>	<u>Assigned to</u>	<u>Effective Date(s)</u>
Barkley, Emily J.	Student Personnel Assistant- Counseling/Transfer Center	Personal, 46.3%	CRC	06/25/18 – 08/03/18

PROMOTION(S)			
<u>Name</u>	<u>New Position (Current Position)</u>	<u>Assigned to</u>	<u>Effective Date(s)</u>
Kassis, Deborah A.	Accounting Operations Supervisor (Payroll Specialist)	DO DO)	08/09/18
Shewmaker, Nicholas T.	Bookstore Supervisor (Buyer III)	SCC DO)	07/26/18
Slav, Lyudmila	Accountant (Account Clerk II)	DO DO)	07/25/18
Velez, Hannia	Administrative Assistant III (Administrative Assistant I)	SCC SCC)	07/23/18

C L A S S I F I E D

REASSIGNMENT(S)/TRANSFER(S)

<u>Name</u>	<u>New Position (Current Position)</u>	<u>Assigned to</u>	<u>Effective Date(s)</u>
Aguirre, Maria C.	Student Personnel Assistant-Student Services (Student Personnel Assistant-Assessment/ Testing)	CRC CRC)	07/02/18
Smith, Stephanie A.	Business Services Supervisor (Student Services Supervisor)	SCC ARC)	09/04/18

RECLASSIFICATION(S)

<u>Proposed Position Name</u>	<u>Assigned (Current Position)</u>	<u>Effective to</u>	<u>Date(s)</u>
Grayson, Israeline P. (Grant Coordination Clerk)	Administrative Assistant II ARC)	ARC	04/13/18

RESIGNATION(S)

<u>Name</u>	<u>Position</u>	<u>Assigned to</u>	<u>Effective Date(s)</u>
Davis, Rueben P.	Instructional Assistant-Adaptive Physical Education	SCC	07/11/18
Kryuchkov, Vladimir	Financial Aid Clerk II	ARC	07/21/18
Moghaddam, Babak	Custodian	ARC	08/01/18
Rani, Poonam	Clerk III	CRC	07/07/18
Seibel, Michael C.	Groundskeeper	FM	07/18/18
Sencil, Sabrina M.	Research Analyst	CRC	07/13/18
Siwabessy, Genevieve I. D.	Student Life Supervisor	FLC	07/21/18
Tran, Quan	Accountant	DO	07/07/18

Temporary Classified Employees Education Code 88003 (Per AB 500) <i>The individuals listed below are generally working in short term, intermittent or interim assignments during the time frame designated,</i>

<u>Name</u>	<u>Title</u>	<u>Effective Date</u>	<u>End Date</u>
<u>American River College</u>			
Aguilar, Rafael A.	Assistant Coach	08/01/2018	06/30/2019
Barkley, Daniel J.	Instructional Assistant	07/01/2018	06/30/2019
Barnes, Robert W.	Assistant Coach	08/01/2018	06/30/2019
Barnett, Sabrina C	Clerk I	08/27/2018	06/30/2019
Battle, Ryan A.	Assistant Coach	08/01/2018	06/30/2019
Bessonov, Vasiliy M.	Laboratory Technician	07/01/2018	06/30/2019
Buckner, Mallory R.	Student Personnel Assistant	07/01/2018	06/30/2019
Candelario Cortez, Nancy	Student Personnel Assistant	07/01/2018	06/30/2019
Cao, Vivian T.	Instructional Assistant	07/01/2018	06/30/2019
Carrigan, Richard B.	Assistant Coach	08/01/2018	06/30/2019
Chima Sanchez, Francisco	Special Projects	07/01/2018	06/30/2019
Coleman, Angelique C.	Special Projects	07/01/2018	06/30/2019
Cook, Anne M	Student Personnel Assistant	07/01/2018	06/30/2019
Crayne, Dawn D	Instructional Assistant	08/25/2018	06/30/2019
Dang, Lauren R.	Instructional Assistant	07/03/2018	06/30/2019
Daunt, Kayla Lee	Intermediate Interpreter	07/23/2018	06/30/2019
Del'Nero, Christina M	Clerk I	07/01/2018	06/30/2019
Dubray, Marcus Murat	Art Model	07/01/2018	06/30/2019
Elhady, Maryam	Special Projects	07/01/2018	06/30/2019
English, Angela C.	Instructional Assistant	07/01/2018	06/30/2019
Fall, Rheann D.	Assistant Coach	08/01/2018	06/30/2019
Frenn, Tyson J.	Assistant Coach	08/01/2018	06/30/2019
Fronefield, Elizabeth S.	Clerk II	07/01/2018	06/30/2019
Galvan, Erika N.	Student Personnel Assistant	07/01/2018	06/30/2019
Garcia, Javier Alejandro	Student Personnel Assistant	07/01/2018	06/30/2019
Ghilarducci, Athena M	Special Projects	07/01/2018	06/30/2019
Gomes, Ryan C.	Assistant Coach	08/01/2018	06/30/2019
Gomez-Moreno, Felipe DeJesus	Student Personnel Assistant	07/01/2018	06/30/2019
Gooselaw, Roseann N	Clerk I	07/01/2018	06/30/2019
Hew Len, Joseph C.	Assistant Coach	08/01/2018	06/30/2019

<u>Name</u>	<u>Title</u>	<u>Effective Date</u>	<u>End Date</u>
<u>American River College (Continued)</u>			
Horse, Rena D.	Student Personnel Assistant	07/01/2018	06/30/2019
Karagadyan, Margaret	Student Personnel Assistant	07/01/2018	06/30/2019
Kasian, Teo T.	Special Projects	07/01/2018	06/30/2019
Kelly, Kathleen R.	Special Projects	07/01/2018	06/30/2019
Khadzhi, Yevgeniy P	Clerk I	07/01/2018	06/30/2019
Kirby, Claudia G.	Special Projects	07/01/2018	06/30/2019
Kirby, Kevin M.	Special Projects	07/01/2018	06/30/2019
Kirkpatrick, Bradley D.	Student Personnel Assistant	07/01/2018	06/30/2019
Knudsen, Alex R.	Specialty Coach	08/25/2018	06/30/2019
Konstantinova, Lyudmila	Special Projects	07/01/2018	06/30/2019
Lee, Nick W.	Instructional Assistant	07/01/2018	06/30/2019
Leonard, Derek K.	Instructional Assistant	07/01/2018	06/30/2019
Liu, Abraham	Special Projects	07/01/2018	06/30/2019
Loera, Moona S.	Special Projects	07/01/2018	06/30/2019
Marshall, Chris D.	Assistant Coach	08/01/2018	06/30/2019
Miller, Donald R.	Instructional Assistant	07/01/2018	06/30/2019
Morris, Michael G.	Assistant Coach	08/01/2018	06/30/2019
Murman, Barbara W.	Special Projects	07/01/2018	06/30/2019
Norwood, Charlie E.	Special Projects	07/05/2018	06/30/2019
Payne, Ryan B.	Instructional Assistant	08/27/2018	06/30/2019
Perez, Gustavo S.	Instructional Assistant	07/01/2018	06/30/2019
Perez, Teresa M.	Instructional Assistant	07/01/2018	06/30/2019
Pochka, Nadezhda	Special Projects	07/01/2018	06/30/2019
Pride, Jenifer N	Intermediate Interpreter	07/01/2018	06/30/2019
Quintero-Lenihan, Maria A.	Student Personnel Assistant	07/01/2018	06/30/2019
Radu, Fabian Mihai	Special Projects	07/01/2018	06/30/2019
Rainey, Sydney J.	Advanced Interpreter	07/09/2018	06/30/2019
Reid, Michael J.	Specialty Coach	08/25/2018	06/30/2019
Rizk, Georges Y.	Account Clerk I	07/01/2018	06/30/2019
Sadeghi, Solmaz	Clerk I	07/01/2018	06/30/2019
Sailor, Maya L.	Instructional Assistant	07/01/2018	06/30/2019
Saladukha, Ihar V.	Instructional Assistant	07/01/2018	06/30/2019
Samate, Lisa Marie	Student Personnel Assistant	07/01/2018	06/30/2019

<u>Name</u>	<u>Title</u>	<u>Effective Date</u>	<u>End Date</u>
<u>American River College (Continued)</u>			
Seawell, Garrett L.	Assistant Coach	08/01/2018	06/30/2019
Shu, Jennifer J.	Special Projects	07/01/2018	06/30/2019
Thomas, David S.	Intermediate Interpreter	07/23/2018	06/30/2019
Uribe, Emmanuel	Student Personnel Assistant	07/01/2018	06/30/2019
Vargas, Rianna L.	Intermediate Interpreter	07/23/2018	06/30/2019
Velazquez, Sandra L	Special Projects	07/01/2018	06/30/2019
Wilkes, Jason M.	Special Projects	07/01/2018	06/30/2019
Winford, Amy Lynn	Special Projects	07/01/2018	06/30/2019
Ziaaein, Vida	Special Projects	07/01/2018	06/30/2019
Ziemer, Sarah I.	Student Personnel Assistant	07/01/2018	06/30/2019
<u>Cosumnes River College</u>			
Anguiano, Letisia I.	Child Dev Ctr Teacher	07/01/2018	06/30/2019
Bowens, Anson M.	Administrative Asst. I	07/09/2018	06/30/2019
Bui, Thanh-Tuyen	Bookstore Aide	07/01/2018	06/30/2019
Burston, Olympia	Student Personnel Assistant	07/01/2018	06/30/2019
Champion, Anthony R.	Assistant Coach	07/01/2018	06/30/2019
Chang, Choua	Child Dev Ctr Teacher	07/01/2018	06/30/2019
Chavez Cuevas, Marlene G.	Student Personnel Assistant	07/01/2018	06/30/2019
Clark, Brian M.	Athletic Trainer	07/01/2018	06/30/2019
Clark, Jeri E	Child Dev Ctr Teacher	07/01/2018	06/30/2019
Dayal, Sharon S.	Student Personnel Assistant	07/01/2018	06/30/2019
Duenas, Samantha G.	Swimming Instructor I	07/01/2018	06/30/2019
Ellis, Miriam	Student Personnel Assistant	07/01/2018	06/30/2019
Farmer, Sharif B.	Swimming Instructor I	07/01/2018	06/30/2019
Fryer, Loretta P	Clerk I	08/25/2018	06/30/2019
Gusman, Mathies A	Clerk I	07/01/2018	06/30/2019
He, Candy G.	Instructional Assistant	07/01/2018	06/30/2019
Jacobs, Jennifer Rose	Assistant Coach	07/01/2018	06/30/2019
Kline, Emily N.	Swimming Instructor I	07/01/2018	06/30/2019
Natco, Daniel A	Instructional Assistant	07/01/2018	06/30/2019
Nguyen, Anthony K.	Student Personnel Assistant	07/09/2018	06/30/2019
Nguyen, Noah Q.	Bookstore Aide	07/01/2018	06/30/2019

<u>Name</u>	<u>Title</u>	<u>Effective Date</u>	<u>End Date</u>
<u>Cosumnes River College (continued)</u>			
Rogers, Leigh A.	Admissions/Records Clerk II	07/01/2018	06/30/2019
Salgado, Emely C.	Clerk I	07/01/2018	06/30/2019
Sembrano, Roneil Gueco	Instructional Assistant	07/01/2018	06/30/2019
Tanjutco, Mirian D.	Instructional Assistant	07/01/2018	06/30/2019
Thao, Vanessa Paj Zaub	Clerk I	07/01/2018	06/30/2019
Vang, Susan	Student Personnel Assistant	07/01/2018	06/30/2019
Wheelock, Jesse J.	Instructional Assistant	07/01/2018	06/30/2019
<u>District Office / Business and Economic Development Center / Facilities Management / Police Services</u>			
Ayyoub, Ilham K.	Payroll Technician	07/01/2018	06/30/2019
Borisov, Doris M.	Clerk III	07/01/2018	06/30/2019
Bui-Zisk, Loan Kim	Clerk I	07/19/2018	06/30/2019
Camp, Laurie L.	Clerk III	07/01/2018	06/30/2019
Franklin, Kenya A.	Clerk III	07/01/2018	06/30/2019
Grijalva, Marissa	Clerk I	07/01/2018	06/30/2019
Lee, Kristen R.	Clerk I	07/01/2018	06/30/2019
Stephen, Maya A	Clerk I	07/01/2018	06/30/2019
Umodu, Deborah A.	Clerk III	07/01/2018	06/30/2019
Ycmat, Dalisay B	Clerk II	07/01/2018	06/30/2019
Abero, Reyner Rick John C.	Campus Patrol	07/01/2018	06/30/2019
Andrade Rios, Jesus I.	Campus Patrol	07/01/2018	06/30/2019
Bojonca, Veaceslav	Campus Patrol	07/01/2018	06/30/2019
Fink, Brandon C.	Campus Patrol	07/01/2018	06/30/2019
Jackson, Jeffery W.	Campus Patrol	07/01/2018	06/30/2019
Karnaukh, Oleg A.	Senior IT Technician	07/01/2018	06/30/2019
Le, Dannel V	Clerk I	07/01/2018	06/30/2019
Miyamura, Jessica Marie	Police Comm Dispatcher	07/01/2018	06/30/2019
Nauman, Philip D.	Clerk III	07/01/2018	06/30/2019
Nurse-Williams, Marquise L.	Campus Patrol	07/01/2018	06/30/2019
Nurse-Williams, Marquise L.	Campus Patrol	07/01/2018	06/30/2019
Ruziev, Mirzokhid	Special Projects	07/02/2018	06/30/2019
Scott, Dorothy E.	Clerk I	07/01/2018	06/30/2019
Vang, Ying	Campus Patrol	07/01/2018	06/30/2019
West-Piper, Kayte A.	Clerk III	07/01/2018	06/30/2019

<u>Name</u>	<u>Title</u>	<u>Effective Date</u>	<u>End Date</u>
<u>Folsom Lake College</u>			
Agarwal, Aparna	Student Personnel Assistant	07/01/2018	06/30/2019
Aguilar, Alma R	Clerk I	07/01/2018	06/30/2019
Allen, Michael J.	Art Model	07/01/2018	06/30/2019
Brackenhoff, Julia S.	Clerk III	07/01/2018	06/30/2019
Christensen, Kalee R	Laboratory Technician	07/01/2018	06/30/2019
DuBay, Tracy L.	Student Personnel Assistant	07/01/2018	06/30/2019
Edmonds, Robert M.	Art Model	07/01/2018	06/30/2019
Ejiogu, Edward C.	Art Model	07/01/2018	06/30/2019
Grassinger, Sheri D.	Clerk II	07/01/2018	06/30/2019
Haydn, Gerald A.	Special Projects	07/01/2018	06/30/2019
Hickey, Milena M.	Special Projects	07/01/2018	06/30/2019
Humphreys, Tony K.	Student Personnel Assistant	07/25/2018	06/30/2019
Huynh, Johnny	Clerk II	07/01/2018	06/30/2019
Karle, Sierra R.	Instructional Assistant	07/01/2018	06/30/2019
Kravchuk, Alina	Administrative Asst. I	07/01/2018	06/30/2019
Kulyyev, Yunus	Instructional Assistant	07/01/2018	06/30/2019
Lagrutta, Rick V.	Art Model	07/01/2018	06/30/2019
Lamb, Judy K	Special Projects	07/01/2018	06/30/2019
Lazaro-Thompson, Lorna J.	Clerk I	08/20/2018	06/30/2019
Loyola, Bertin F.	Assistant Coach	07/05/2018	06/30/2019
Malone, Desiree	Special Projects	07/01/2018	06/30/2019
Mason, Vicki D.	Special Projects	07/25/2018	06/30/2019
Mata, Tayana K	Assistant Coach	07/01/2018	06/30/2019
McGaffic, Andrew T.	Special Projects	07/01/2018	06/30/2019
Medina Rivera, Maria	Instructional Assistant	07/25/2018	06/30/2019
Osorio Flores, Brenda B	Clerk I	07/01/2018	06/30/2019
Piper, Alyssa M.	Student Personnel Assistant	07/01/2018	06/30/2019
Romero, Cynthia A.	Special Projects	07/01/2018	06/30/2019
Rowe, Shannan L.	Athletic Trainer	07/01/2018	06/30/2019
Savage, Stephen	Art Model	07/01/2018	06/30/2019
Southern, Jane E	Clerk I	07/01/2018	06/30/2019
Thomas, Haley M	Student Personnel Assistant	07/01/2018	06/30/2019
Tsigirlash, Maria	Clerk I	07/01/2018	06/30/2019



<u>Name</u>	<u>Title</u>	<u>Effective Date</u>	<u>End Date</u>
<u>Folsom Lake College (continued)</u>			
Vazques, Nanci	Clerk I	07/01/2018	06/30/2019
Watkins, Jarvis M.	Assistant Coach	07/10/2018	06/30/2019
Whitfield, Cameron J.	Special Projects	07/01/2018	06/30/2019
Wilkerson, Alexis R.	Assistant Coach	07/01/2018	06/30/2019
<u>Sacramento City College</u>			
Allo Allo, Viola N.	Instructional Assistant	07/01/2018	06/30/2019
Alvarado, Juanita	Special Projects	07/01/2018	06/30/2019
Ashe, Chipso C.	Studnt Succs & Supp Prgm Spec	07/01/2018	06/30/2019
Banks, Callid A.	Instructional Assistant	07/01/2018	06/30/2019
Becerra Duenas, Vanessa	Special Projects	07/01/2018	06/30/2019
Burge, Samone H	Special Projects	07/01/2018	06/30/2019
Clinkenbeard, Maceiko E.	Assistant Coach	07/01/2018	06/30/2019
Colmenares, Naraly	Special Projects	07/01/2018	06/30/2019
Cortes Trujillo, Teresa de Jesus	Special Projects	07/01/2018	06/30/2019
Cuevas Gutierrez, Maria I.	Special Projects	07/01/2018	06/30/2019
Davies, Lauren D.	Instructional Assistant	07/01/2018	06/30/2019
Davis, Angela M.	Instructional Assistant	07/01/2018	06/30/2019
De Herrera, Maegan L	Special Projects	07/01/2018	06/30/2019
Drake, Brion J	Instructional Assistant	07/01/2018	06/30/2019
Farnbach, Hollie I.	Clerk I	08/15/2018	06/30/2019
Foley, Tonya L	Account Clerk III	07/01/2018	06/30/2019
Folsom, Andreea U.	Special Projects	07/01/2018	06/30/2019
Frazier, Melanie A.	Student Personnel Assistant	07/09/2018	06/30/2019
Gebray, Esayas O	Assistant Coach	07/01/2018	06/30/2019
Gonzalez, Paula Y.	Student Personnel Assistant	07/11/2018	06/30/2019
Goring, Daniel T	Instructional Assistant	07/25/2018	06/30/2019
Graves, Marcus E.	Studnt Succs & Supp Prgm Spec	07/01/2018	06/30/2019
Han, Helen Kwon	Student Affairs Specialist	07/01/2018	06/30/2019
Hawks, Sarah Marie	Studnt Succs & Supp Prgm Spec	07/01/2018	06/30/2019
Hennessy, Steven A.	Clerk I	07/01/2018	06/30/2019
Hernandez-Barajas, Karen Sarahi	Studnt Succs & Supp Prgm Spec	07/01/2018	06/30/2019
Higgins, Heather Marie	Special Projects	07/01/2018	06/30/2019

<u>Name</u>	<u>Title</u>	<u>Effective Date</u>	<u>End Date</u>
<u>Sacramento City College (continued)</u>			
Knapp, Matthew J.	Instructional Assistant	07/01/2018	06/30/2019
Knox, Tamara M.	Instructional Assistant	07/01/2018	06/30/2019
Kwong, Rachel B.	Instructional Assistant	07/01/2018	06/30/2019
Ledezma, Juan Ramon M.	Special Projects	07/01/2018	06/30/2019
Levels, Lena L.	Special Projects	07/01/2018	06/30/2019
Licciardo, Deborah J	Library Technician	07/01/2018	06/30/2019
Linares, Fernanda S	Child Dev Ctr Teacher	07/01/2018	06/30/2019
Lopez, Karla G.	Studnt Succs & Supp Prgm Spec	07/01/2018	06/30/2019
Lopez, Olivia M.	Student Personnel Assistant	07/01/2018	06/30/2019
McGowan-Smith, Jordan P.	Assistant Coach	07/01/2018	06/30/2019
Neighbors, Helen A	Account Clerk II	07/01/2018	06/30/2019
Orozco, Evelyn D	Studnt Succs & Supp Prgm Spec	07/10/2018	06/30/2019
Paman, Jose P.	Clerk I	07/17/2018	06/30/2019
Reyes- Rocha, Eliana	Special Projects	07/01/2018	06/30/2019
Rohrer, Gail Paula	Special Projects	07/01/2018	06/30/2019
Ruiz-Campos, Genesis	Special Projects	07/01/2018	06/30/2019
Savenko, Philip V	Clerk I	07/01/2018	06/30/2019
Seremai, Dj-Lou	Financial Aid Clerk II	07/02/2018	06/30/2019
Sparks, Tiffany L.	Laboratory Technician	07/01/2018	06/30/2019
Timonina, Irina	Special Projects	07/01/2018	06/30/2019
Tuaeava, Alevtina V.	Instructional Assistant	07/01/2018	06/30/2019
Vaivai, Nyla	Studnt Succs & Supp Prgm Spec	07/01/2018	06/30/2019
Vang, Madelina N	Special Projects	07/01/2018	06/30/2019
Vossler, Lawrence B.	Library Technician	07/01/2018	06/30/2019
Zapuskalova, Anna	Instructional Assistant	07/01/2018	06/30/2019

LOS RIOS COMMUNITY COLLEGE DISTRICT

PRESENTED TO BOARD OF TRUSTEES

DATE: August 8, 2018

SUBJECT:	Pay Rate Schedules: Final 2017-18 and 2018-19 Interim	ATTACHMENT: Yes	
		ENCLOSURE: Yes	
AGENDA ITEM:	Action Item A	TYPE OF BOARD CONSIDERATION:	
RECOMMENDED BY:	 Theresa Matista, Vice Chancellor Finance & Administration	CONSENT/ROUTINE	
		FIRST READING	
APPROVED FOR CONSIDERATION:	 Brian King, Chancellor	ACTION	X
		INFORMATION	

BACKGROUND:

In August of 2011, CalPERS issued regulations defining compensation for retirement benefit purposes that specify the requirements for Board approval of salary schedules for employees (Title 2 added section 570.5).

STATUS:

The regulations prescribe that the format identify the title for every job classification; the pay rate for each job classification; the time base (i.e. hourly, daily, monthly, etc.) and the effective date and date of any revisions. The 2017-18 final salary schedule improvements follow the provisions of the compensation formula in the District’s collective bargaining agreements as amended per the enclosed memorandums of understanding (MOUs).

In recent years, there have been some large allocations, such as the base augmentation as well as payments for mandated cost past claims, which have resulted in good reserves for most of our employee groups. These reserves, similar to any reserve, are one-time in nature and the challenge continues to be on-going resources necessary to support compensation cost increases. Funding for 2018-19 will be under the new formula and while there are simulations, the District will not have actual funding information until February 2019 for 2018-19. In addition, we have been experiencing declining enrollments for the past few years. Both factors make forecasting likely on-going resources difficult. Therefore, the recommendation agreed to by all groups, was to only spend a portion of the remaining funds from 2017-18 and carryforward the residual to 2018-19. The agreed upon result is a 4% one-time-only improvement for the subject schedules.

For 2018-19 salary schedules, the recommendation agreed to by all groups was to not process any improvements at this time, with the exception of adding a sixth step to the Los Rios Supervisors’ Association schedule at 2%. The unit and the District had agreed under the new contract to add a sixth step at 4% as funding allowed with the unit responsible for funding the full cost. Based upon early projections, the units ongoing resources in 2018-19 should support the step but at just 2%.

For 2018-19, the District will have an increase in CalPERS and CalSTRS contributions, but those are funded from prior year set-asides. All units maintained the contribution toward health insurance premiums at the 2017-18 level after receiving a rate pass from Kaiser on the HMO plan, which is the plan selected by most employees. In addition, step increments may be partially, or wholly offset, by decrements from retiring and resigning employees. The residual funds as well as potential resources received in 2018-19 are projected to cover 2018-19 compensation costs and possibly a retroactive improvement in August 2019.

RECOMMENDATION:

It is recommended that the Board of Trustees adopt and approve the attached salary schedules for all groups and individuals as attached. It is also recommended that the Board of Trustees ratify the Memorandums of Understanding outlined above.

LOS RIOS COMMUNITY COLLEGE DISTRICT
Memorandum of Understanding
LRCFT

Background

Effective July 1, 2018, the funding formula for California Community Colleges changes significantly from the current (SB 361) model. The District has not seen any simulation of the enacted formula although it saw simulations based upon two proposed models.

Fortunately, the budget act and trailer bill provide for three years of guaranteed funding at the 2017-18 level. So even without a revenue projection, the District can plan for 2018-19. For Los Rios that amount is \$303,957,520. In addition, districts will receive an amount equal to the cost of living adjustment for each of those three years although that funding is one-time only if the district's entitlement is less than their guaranteed (2017-18) amount. The COLA for 2018-19 is 2.71%. For Los Rios, that equates to \$8,237,249. To illustrate, if the formula yields \$303,957,521, we would receive an ongoing amount of \$1 and then \$8,237,248 in one-time.

Another aspect of the formula is full-time equivalent students (FTES). The formula remains primarily based on enrollment. We continue to experience flat or declining enrollment. Even if the District reports both summer 2018 and summer 2019 in the 2018-19 year (summer shift), we likely will not have sufficient FTES for our base funded level. Again, funding is guaranteed but declining enrollment might offset revenue gains from the other factors resulting in potentially flat funding in terms of ongoing resources.

Given the potentially low amount of new continuing funds for 2018-19, the District is asking all employee units to designate a portion of their 2017-18 compensation funds remaining after funding costs, be carried forward to 2018-19. Those funds will then be available to the units to support compensation cost increases in 2018-19. Funds deferred will be included in the 2018-19 compensation calculation and available to support 2018-19 costs or a potential salary schedule improvement in August of 2019.

Separately, the District received final confirmation from the State Controller's Office (SCO) on its claims for mandated costs. The final amount owed was higher than the District's records. Per the collective bargaining agreements, payments for mandated costs claims were shared under the formula once they exceeded the past claims. The additional amount due the District per the SCO report was \$960,088. This additional amount has been adjusted against the final payment from the State received in 2017-18.

The following is agreed to:

2017-18 Retro and 2018-19 Initial Salary Schedule

The retroactive salary schedule improvement for 2017-18 is 4% to the interim salary schedule (4.08% effective rate to the initial 2017-18 schedule). This will provide sufficient reserve to protect against erosion in ongoing funding due to enrollment declines or the new formula.

The 2018-19 initial (interim) salary schedules will not be improved over the 2017-18 interim at this time.

For the LRCFT

KCBogel

aywid

For the District

Thermt

CMJ

LOS RIOS COMMUNITY COLLEGE DISTRICT
Memorandum of Understanding
SEIU

Background

Effective July 1, 2018, the funding formula for California Community Colleges changes significantly from the current (SB 361) model. The District has not seen any simulation of the enacted formula although it saw simulations based upon two proposed models.

Fortunately, the budget act and trailer bill provide for three years of guaranteed funding at the 2017-18 level. So even without a revenue projection, the District can plan for 2018-19. For Los Rios that amount is \$303,957,520. In addition, districts will receive an amount equal to the cost of living adjustment for each of those three years although that funding is one-time only if the district's entitlement is less than their guaranteed (2017-18) amount. The COLA for 2018-19 is 2.71%. For Los Rios, that equates to \$8,237,249. To illustrate, if the formula yields \$303,957,521, we would receive an ongoing amount of \$1 and then \$8,237,248 in one-time.

Another aspect of the formula is full-time equivalent students (FTES). The formula remains primarily based on enrollment. We continue to experience flat or declining enrollment. Even if the District reports both summer 2018 and summer 2019 in the 2018-19 year (summer shift), we likely will not have sufficient FTES for our base funded level. Again, funding is guaranteed but declining enrollment might offset revenue gains from the other factors resulting in potentially flat funding in terms of ongoing resources.

Given the potentially low amount of new continuing funds for 2018-19, the District is asking all employee units to designate a portion of their 2017-18 compensation funds remaining after funding costs and a 4% retroactive salary schedule improvement, be carried forward to 2018-19. Those funds will then be available to the units to support compensation cost increases in 2018-19. Funds deferred will be included in the 2018-19 compensation calculation and available to support 2018-19 costs or a potential salary schedule improvement in August of 2019.

Separately, the District received final confirmation from the State Controller's Office (SCO) on its claims for mandated costs. The final amount owed was higher than the District's records. Per the collective bargaining agreements, payments for mandated costs claims were shared under the formula once they exceeded the past claims. The additional amount due the District per the SCO report was \$960,088. This additional amount has been adjusted against the final payment from the State received in 2017-18.


The following is agreed to:


2017-18 Retro and 2018-19 Initial Salary Schedule

The retroactive salary schedule improvement for 2017-18 is 4%. This will provide sufficient reserve in the event of erosion in ongoing funding from enrollment declines or the new formula.


The 2018-19 initial (interim) salary schedule will not be improved at this time.


For the ~~LRSA~~ SEIU





For the District





LOS RIOS COMMUNITY COLLEGE DISTRICT
Memorandum of Understanding
LRCEA

Background

Effective July 1, 2018, the funding formula for California Community Colleges changes significantly from the current (SB 361) model. The District has not seen any simulation of the enacted formula although it saw simulations based upon two proposed models.

Fortunately, the budget act and trailer bill provide for three years of guaranteed funding at the 2017-18 level. So even without a revenue projection, the District can plan for 2018-19. For Los Rios that amount is \$303,957,520. In addition, districts will receive an amount equal to the cost of living adjustment for each of those three years although that funding is one-time only if the district's entitlement is less than their guaranteed (2017-18) amount. The COLA for 2018-19 is 2.71%. For Los Rios, that equates to \$8,237,249. To illustrate, if the formula yields \$303,957,521, we would receive an ongoing amount of \$1 and then \$8,237,248 in one-time.

Another aspect of the formula is full-time equivalent students (FTES). The formula remains primarily based on enrollment. We continue to experience flat or declining enrollment. Even if the District reports both summer 2018 and summer 2019 in the 2018-19 year (summer shift), we likely will not have sufficient FTES for our base funded level. Again, funding is guaranteed but declining enrollment might offset revenue gains from the other factors resulting in potentially flat funding in terms of ongoing resources.

Given the potentially low amount of new continuing funds for 2018-19, the District is asking all employee units to designate a portion of their 2017-18 compensation funds remaining after funding costs and a 4% retroactive salary schedule improvement, be carried forward to 2018-19. Those funds will then be available to the units to support compensation cost increases in 2018-19. Funds deferred will be included in the 2018-19 compensation calculation and available to support 2018-19 costs or a potential salary schedule improvement in August of 2019.

Separately, the District received final confirmation from the State Controller's Office (SCO) on its claims for mandated costs. The final amount owed was higher than the District's records. Per the collective bargaining agreements, payments for mandated costs claims were shared under the formula once they exceeded the past claims. The additional amount due the District per the SCO report was \$960,088. This additional amount has been adjusted against the final payment from the State received in 2017-18.

The following is agreed to:

2017-18 Retro and 2018-19 Initial Salary Schedule

The retroactive salary schedule improvement for 2017-18 is 4%. This will provide sufficient reserve in the event of erosion in ongoing funding from enrollment declines or the new formula.

The 2018-19 initial (interim) salary schedule will not be improved at this time.

For the LRCEA

For the District

Edward Bonitow 7/24/18

Theresa Metcalf 7/24/18

Gelf Rubin 7/24/18

Brenda Bell 7/24/18

LOS RIOS COMMUNITY COLLEGE DISTRICT
Memorandum of Understanding
LRSA

Background

Effective July 1, 2018, the funding formula for California Community Colleges changes significantly from the current (SB 361) model. The District has not seen any simulation of the enacted formula although it saw simulations based upon two proposed models.

Fortunately, the budget act and trailer bill provide for three years of guaranteed funding at the 2017-18 level. So even without a revenue projection, the District can plan for 2018-19. For Los Rios that amount is \$303,957,520. In addition, districts will receive an amount equal to the cost of living adjustment for each of those three years although that funding is one-time only if the district's entitlement is less than their guaranteed (2017-18) amount. The COLA for 2018-19 is 2.71%. For Los Rios, that equates to \$8,237,249. To illustrate, if the formula yields \$303,957,521, we would receive an ongoing amount of \$1 and then \$8,237,248 in one-time.

Another aspect of the formula is full-time equivalent students (FTES). The formula remains primarily based on enrollment. We continue to experience flat or declining enrollment. Even if the District reports both summer 2018 and summer 2019 in the 2018-19 year (summer shift), we likely will not have sufficient FTES for our base funded level. Again, funding is guaranteed but declining enrollment might offset revenue gains from the other factors resulting in potentially flat funding in terms of ongoing resources.

Given the potentially low amount of new continuing funds for 2018-19, the District is asking all employee units to designate a portion of their 2017-18 compensation funds remaining after funding costs and a 4% retroactive salary schedule improvement, be carried forward to 2018-19. Those funds will then be available to the units to support compensation cost increases in 2018-19. Funds deferred will be included in the 2018-19 compensation calculation and available to support 2018-19 costs or a potential salary schedule improvement in August of 2019.

Separately, the District received final confirmation from the State Controller's Office (SCO) on its claims for mandated costs. The final amount owed was higher than the District's records. Per the collective bargaining agreements, payments for mandated costs claims were shared under the formula once they exceeded the past claims. The additional amount due the District per the SCO report was \$960,088. This additional amount has been adjusted against the final payment from the State received in 2017-18.

For 2018-19, the bargaining agreement includes a provision to add a sixth step to the salary schedule and increase the 25-year longevity increment. That provision is excerpted below. Due to limited funds, the addition of a sixth step cost approximately \$203,000. The unit is not projected to have sufficient resources to implement the step during the 2018-19 year. However, the District is proposing implementing a sixth step at 2% effective 7/1/18.

"The District and LRSA shall meet, if requested by either party by February 1st, each Spring of the 2018-21 contract to discuss possible options for the distribution of LRSA's proportionate share of available revenues defined per Appendix A of the 2018-21 Agreement. The options will include adding a sixth step to the LRSA salary schedule and following the implementation increasing the 20- and 25-year longevity increments from 2% to 4%. The increase to the longevity will be considered after the salary schedule has received at least a 2% overall improvement."

The following is agreed to:

2017-18 Retro and 2018-19 Initial Salary Schedule

The retroactive salary schedule improvement for 2017-18 is 4%. This will provide sufficient reserve in the event of erosion in ongoing funding from enrollment declines or the new formula.

The 2018-19 initial (interim) salary schedule will be improved at this time by adding a sixth step at 2% above the current step 5.

For the LRSA

For the District

Gerald Nuckale 7/23/18

John Meit

Katie Debeon 7/23/18

RC 7/23/18

**Los Rios Community College District
2018-19 Interim**

**Faculty Salary Schedule "A-164"
(Regular and Long-Term Temporary Faculty Working a 164-Day Schedule)
Annual Salary Schedule**

	AA/AS or BA/BS	AA/AS+90 or BA/BS+30 or MA/MS	BA/BS+54 or MA/MS+24	BA/BS+78 or MA/MS+48	PhD or J.D. or D.C. or D.V.M.
Step	Class I	Class II	Class III	Class IV	Class V
1	41,823	46,470	51,109	55,762	58,547
2	43,495	48,329	53,153	57,993	60,888
3	45,235	50,262	55,279	60,312	63,324
4	47,045	52,273	57,490	62,725	65,857
5	48,926	54,364	59,790	65,234	68,491
6	50,884	56,538	62,181	67,843	71,231
7	52,919	58,800	64,669	70,557	74,080
8	55,036	61,152	67,255	73,379	77,043
9	57,237	63,598	69,946	76,314	80,125
10	59,527	66,142	72,744	79,367	83,330
11	61,908	68,788	75,653	82,541	86,663
12	64,384	71,539	78,679	85,843	90,130
13	66,959	74,401	81,827	89,277	93,735
14			85,100	92,848	97,484
15				96,562	101,384
Longevity*	69,638	77,377	88,504	100,424	105,439

*After 20 years of full-time, tenure-track service with Los Rios, a longevity increment will be awarded which is 4% of the appropriate range and step. Figures provided reflect the longevity increment applied to the last step in each class.

Please note that there is an alternate initial class placement (and advancement) for Career and Technology faculty hired under Education Code 53410 (reference section 2.8.3.2 of LRCFT agreement)

Effective: July 1, 2018

Board Approved -

	Step	Class I	Class II	Class III	Class IV	Class V
Annual Monthly Daily	1	41,822.57	46,470.47	51,108.63	55,762.06	58,546.60
		4,182.26	4,647.05	5,110.86	5,576.21	5,854.66
		255.02	283.36	311.64	340.01	356.99
	2	43,495.47	48,329.29	53,152.97	57,992.54	60,888.47
		4,349.55	4,832.93	5,315.30	5,799.25	6,088.85
		265.22	294.69	324.10	353.61	371.27
	3	45,235.29	50,262.47	55,279.09	60,312.25	63,324.01
		4,523.53	5,026.25	5,527.91	6,031.22	6,332.40
		275.82	306.48	337.07	367.76	386.12
	4	47,044.69	52,272.96	57,490.25	62,724.74	65,856.97
		4,704.47	5,227.30	5,749.03	6,272.47	6,585.70
		286.86	318.74	350.55	382.47	401.57
	5	48,926.48	54,363.89	59,789.86	65,233.74	68,491.25
		4,892.65	5,436.39	5,978.99	6,523.37	6,849.12
		298.33	331.49	364.57	397.77	417.63
	6	50,883.53	56,538.45	62,181.46	67,843.09	71,230.90
		5,088.35	5,653.84	6,218.15	6,784.31	7,123.09
		310.27	344.75	379.16	413.68	434.33
	7	52,918.87	58,799.98	64,668.72	70,556.81	74,080.14
		5,291.89	5,880.00	6,466.87	7,055.68	7,408.01
		322.68	358.54	394.32	430.22	451.71
	8	55,035.63	61,151.98	67,255.47	73,379.08	77,043.35
		5,503.56	6,115.20	6,725.55	7,337.91	7,704.33
		335.58	372.88	410.09	447.43	469.78
	9	57,237.05	63,598.06	69,945.68	76,314.25	80,125.09
		5,723.71	6,359.81	6,994.57	7,631.43	8,012.51
		349.01	387.79	426.50	465.33	488.57
	10	59,526.53	66,141.98	72,743.51	79,366.82	83,330.09
		5,952.65	6,614.20	7,274.35	7,936.68	8,333.01
		362.97	403.30	443.56	483.94	508.11
	11	61,907.59	68,787.65	75,653.25	82,541.49	86,663.29
		6,190.76	6,878.77	7,565.33	8,254.15	8,666.33
		377.49	419.44	461.30	503.30	528.43
	12	64,383.89	71,539.16	78,679.38	85,843.15	90,129.83
		6,438.39	7,153.92	7,867.94	8,584.31	9,012.98
		392.58	436.21	479.75	523.43	549.57
	13	66,959.25	74,400.73	81,826.55	89,276.88	93,735.02
		6,695.93	7,440.07	8,182.66	8,927.69	9,373.50
		408.29	453.66	498.94	544.37	571.56
	14	-	-	85,099.62	92,847.95	97,484.43
		-	-	8,509.96	9,284.79	9,748.44
		-	-	518.90	566.15	594.42
	15	-	-	-	96,561.87	101,383.81
		-	-	-	9,656.19	10,138.38
		-	-	-	588.79	618.19
	L	69,637.62	77,376.76	88,503.60	100,424.34	105,439.16
		6,963.76	7,737.68	8,850.36	10,042.43	10,543.92
		424.62	471.81	539.66	612.34	642.92

Effective: July 1, 2018

Board Approved -

**Los Rios Community College District
2017-18 Final**

**Faculty Salary Schedule "A-164"
(Regular and Long-Term Temporary Faculty Working a 164-Day Schedule)**

Annual Salary Schedule

Includes a one-time-only improvement of 4%

	AA/AS or BA/BS	AA/AS+90 or BA/BS+30 or MA/MS	BA/BS+54 or MA/MS+24	BA/BS+78 or MA/MS+48	PhD or J.D. or D.C. or D.V.M.
Step	Class I	Class II	Class III	Class IV	Class V
1	43,495	48,329	53,153	57,993	60,888
2	45,235	50,262	55,279	60,312	63,324
3	47,045	52,273	57,490	62,725	65,857
4	48,926	54,364	59,790	65,234	68,491
5	50,884	56,538	62,181	67,843	71,231
6	52,919	58,800	64,669	70,557	74,080
7	55,036	61,152	67,255	73,379	77,043
8	57,237	63,598	69,946	76,314	80,125
9	59,527	66,142	72,744	79,367	83,330
10	61,908	68,788	75,653	82,541	86,663
11	64,384	71,539	78,679	85,843	90,130
12	66,959	74,401	81,827	89,277	93,735
13	69,638	77,377	85,100	92,848	97,484
14			88,504	96,562	101,384
15				100,424	105,439
Longevity*	72,423	80,472	92,044	104,441	109,657

*After 20 years of full-time, tenure-track service with Los Rios, a longevity increment will be awarded which is 4% of the appropriate range and step. Figures provided reflect the longevity increment applied to the last step in each class.

Please note that there is an alternate initial class placement (and advancement) for Career and Technology faculty hired under Education Code 53410 (reference section 2.8.3.2 of LRCFT agreement)

Retroactive to July 1, 2017
Board Approved -

Includes a one-time-only improvement of 4%

	Step	Class I	Class II	Class III	Class IV	Class V
Annual	1	43,495.47	48,329.29	53,152.97	57,992.54	60,888.47
		4,349.55	4,832.93	5,315.30	5,799.25	6,088.85
	Daily	265.22	294.69	324.10	353.61	371.27
	2	45,235.29	50,262.47	55,279.09	60,312.25	63,324.01
		4,523.53	5,026.25	5,527.91	6,031.22	6,332.40
		275.82	306.48	337.07	367.76	386.12
	3	47,044.70	52,272.97	57,490.25	62,724.74	65,856.97
		4,704.47	5,227.30	5,749.03	6,272.47	6,585.70
		286.86	318.74	350.55	382.47	401.57
	4	48,926.48	54,363.88	59,789.86	65,233.73	68,491.25
		4,892.65	5,436.39	5,978.99	6,523.37	6,849.13
		298.33	331.49	364.57	397.77	417.63
	5	50,883.54	56,538.44	62,181.46	67,843.08	71,230.90
		5,088.35	5,653.84	6,218.15	6,784.31	7,123.09
		310.27	344.75	379.16	413.68	434.33
	6	52,918.88	58,799.99	64,668.72	70,556.81	74,080.14
		5,291.89	5,880.00	6,466.87	7,055.68	7,408.01
		322.68	358.54	394.32	430.22	451.71
	7	55,035.63	61,151.98	67,255.46	73,379.08	77,043.35
		5,503.56	6,115.20	6,725.55	7,337.91	7,704.33
		335.58	372.88	410.09	447.43	469.78
	8	57,237.05	63,598.06	69,945.69	76,314.25	80,125.08
		5,723.71	6,359.81	6,994.57	7,631.42	8,012.51
		349.01	387.79	426.50	465.33	488.57
	9	59,526.54	66,141.98	72,743.51	79,366.82	83,330.09
		5,952.65	6,614.20	7,274.35	7,936.68	8,333.01
		362.97	403.30	443.56	483.94	508.11
	10	61,907.59	68,787.66	75,653.25	82,541.49	86,663.30
		6,190.76	6,878.77	7,565.32	8,254.15	8,666.33
		377.49	419.44	461.30	503.30	528.43
	11	64,383.89	71,539.16	78,679.38	85,843.15	90,129.82
		6,438.39	7,153.92	7,867.94	8,584.32	9,012.98
		392.58	436.21	479.75	523.43	549.57
	12	66,959.25	74,400.73	81,826.55	89,276.88	93,735.02
		6,695.93	7,440.07	8,182.66	8,927.69	9,373.50
		408.29	453.66	498.94	544.37	571.55
	13	69,637.62	77,376.76	85,099.62	92,847.95	97,484.43
		6,963.76	7,737.68	8,509.96	9,284.80	9,748.44
		424.62	471.81	518.90	566.15	594.42
	14	-	-	88,503.60	96,561.87	101,383.81
		-	-	8,850.36	9,656.19	10,138.38
		-	-	539.66	588.79	618.19
	15	-	-	-	100,424.34	105,439.16
		-	-	-	10,042.43	10,543.92
		-	-	-	612.34	642.92
	L	72,423.13	80,471.83	92,043.74	104,441.31	109,656.73
		7,242.31	8,047.18	9,204.37	10,444.13	10,965.67
		441.60	490.68	561.24	636.84	668.64

Retroactive to July 1, 2017
Board Approved -

**Los Rios Community College District
2018-19 Interim**

**Librarian Salary Schedule "A-164"
(Regular and Long-Term Temporary Librarians Working a 164-Day Schedule)
Annual Salary Schedule**

	AA/AS or BA/BS	AA/AS+90 or BA/BS+30 or MA/MS	BA/BS+54 or MA/MS+24	BA/BS+78 or MA/MS+48	PhD or J.D. or D.C. or D.V.M.
Step	Class I	Class II	Class III	Class IV	Class V
1	41,993	46,660	51,317	55,990	58,786
2	43,673	48,527	53,370	58,229	61,137
3	45,420	50,468	55,505	60,558	63,582
4	47,237	52,486	57,725	62,981	66,126
5	49,126	54,586	60,034	65,500	68,771
6	51,091	56,769	62,435	68,120	71,522
7	53,135	59,040	64,933	70,845	74,383
8	55,260	61,402	67,530	73,679	77,358
9	57,471	63,858	70,231	76,626	80,452
10	59,769	66,412	73,040	79,691	83,670
11	62,160	69,068	75,962	82,878	87,017
12	64,647	71,831	79,001	86,194	90,498
13	67,233	74,704	82,161	89,641	94,118
14			85,447	93,227	97,882
15				96,956	101,798
Longevity*	69,922	77,693	88,865	100,834	105,870

* After 20 years of full-time, tenure-track service with Los Rios, a longevity increment will be awarded which is 4% of the appropriate range and step. Figures provided reflect the longevity increment applied to the last step in each class.

Please note that there is an alternate initial class placement (and advancement) for Career and Technology faculty hired under Education Code 53410 (reference section 2.8.3.2 of LRCFT agreement)

Effective: July 1, 2018

Board Approved -

2018-19 Interim A-164 Librarian Schedule

	Step	Class I	Class II	Class III	Class IV	Class V
Annual Monthly Daily	1	41,993.28	46,660.15	51,317.23	55,989.66	58,785.57
		4,199.33	4,666.01	5,131.72	5,598.97	5,878.56
		256.06	284.51	312.91	341.40	358.45
	2	43,673.00	48,526.56	53,369.92	58,229.25	61,136.99
		4,367.30	4,852.66	5,336.99	5,822.92	6,113.70
		266.30	295.89	325.43	355.06	372.79
	3	45,419.92	50,467.62	55,504.72	60,558.42	63,582.47
		4,541.99	5,046.76	5,550.47	6,055.84	6,358.25
		276.95	307.73	338.44	369.26	387.70
	4	47,236.71	52,486.32	57,724.90	62,980.76	66,125.78
		4,723.67	5,248.63	5,772.49	6,298.08	6,612.58
		288.03	320.04	351.98	384.03	403.21
	5	49,126.18	54,585.78	60,033.90	65,500.00	68,770.81
		4,912.62	5,458.58	6,003.39	6,550.00	6,877.08
		299.55	332.84	366.06	399.39	419.33
	6	51,091.22	56,769.22	62,435.26	68,120.00	71,521.64
		5,109.12	5,676.92	6,243.53	6,812.00	7,152.16
		311.53	346.15	380.70	415.37	436.11
	7	53,134.87	59,039.98	64,932.67	70,844.80	74,382.51
		5,313.49	5,904.00	6,493.27	7,084.48	7,438.25
		323.99	360.00	395.93	431.98	453.55
	8	55,260.26	61,401.58	67,529.98	73,678.59	77,357.81
		5,526.03	6,140.16	6,753.00	7,367.86	7,735.78
		336.95	374.40	411.77	449.26	471.69
	9	57,470.68	63,857.64	70,231.18	76,625.74	80,452.13
		5,747.07	6,385.76	7,023.12	7,662.57	8,045.21
		350.43	389.38	428.24	467.23	490.56
	10	59,769.50	66,411.95	73,040.42	79,690.77	83,670.22
		5,976.95	6,641.19	7,304.04	7,969.08	8,367.02
		364.45	404.95	445.37	485.92	510.18
	11	62,160.28	69,068.42	75,962.04	82,878.40	87,017.02
		6,216.03	6,906.84	7,596.20	8,287.84	8,701.70
		379.03	421.15	463.18	505.36	530.59
	12	64,646.69	71,831.16	79,000.52	86,193.53	90,497.70
		6,464.67	7,183.12	7,900.05	8,619.35	9,049.77
		394.19	437.99	481.71	525.57	551.82
	13	67,232.55	74,704.41	82,160.54	89,641.27	94,117.62
		6,723.26	7,470.44	8,216.05	8,964.13	9,411.76
		409.95	455.51	500.98	546.59	573.89
	14	-	-	85,446.96	93,226.92	97,882.33
		-	-	8,544.70	9,322.69	9,788.23
		-	-	521.02	568.46	596.84
	15	-	-	-	96,956.00	101,797.62
		-	-	-	9,695.60	10,179.76
		-	-	-	591.20	620.72
	L	69,921.86	77,692.58	88,864.84	100,834.24	105,869.52
		6,992.19	7,769.26	8,886.48	10,083.42	10,586.95
		426.35	473.74	541.86	614.84	645.55

Effective: July 1, 2018

Board Approved -

**Los Rios Community College District
2017-18 Final**

**Librarian Salary Schedule "A-164"
(Regular and Long-Term Temporary Librarians Working a 164-Day Schedule)
Annual Salary Schedule**

Includes a one-time-only improvement of 4%

	AA/AS or BA/BS	AA/AS+90 or BA/BS+30 or MA/MS	BA/BS+54 or MA/MS+24	BA/BS+78 or MA/MS+48	PhD or J.D. or D.C. or D.V.M.
Step	Class I	Class II	Class III	Class IV	Class V
1	43,673	48,527	53,370	58,229	61,137
2	45,420	50,468	55,505	60,558	63,582
3	47,237	52,486	57,725	62,981	66,126
4	49,126	54,586	60,034	65,500	68,771
5	51,091	56,769	62,435	68,120	71,522
6	53,135	59,040	64,933	70,845	74,383
7	55,260	61,402	67,530	73,679	77,358
8	57,471	63,858	70,231	76,626	80,452
9	59,770	66,412	73,040	79,691	83,670
10	62,160	69,068	75,962	82,878	87,017
11	64,647	71,831	79,001	86,194	90,498
12	67,233	74,704	82,161	89,641	94,118
13	69,922	77,693	85,447	93,227	97,882
14			88,865	96,956	101,798
15				100,834	105,870
Longevity*	72,719	80,800	92,419	104,868	110,104

*After 20 years of full-time, tenure-track service with Los Rios, a longevity increment will be awarded which is 4% of the appropriate range and step. Figures provided reflect the longevity increment applied to the last step in each class.

Please note that there is an alternate initial class placement (and advancement) for Career and Technology faculty hired under Education Code 53410 (reference section 2.8.3.2 of LRCFT agreement)

Retroactive to July 1, 2017
Board Approved -

Includes a one-time-only improvement of 4%

	Step	Class I	Class II	Class III	Class IV	Class V
Annual	1	43,673.01	48,526.55	53,369.92	58,229.24	61,136.99
		4,367.30	4,852.66	5,336.99	5,822.92	6,113.70
		266.30	295.89	325.43	355.06	372.79
Monthly	2	45,419.92	50,467.62	55,504.72	60,558.42	63,582.47
		4,541.99	5,046.76	5,550.47	6,055.84	6,358.25
		276.95	307.73	338.44	369.26	387.70
Daily	3	47,236.72	52,486.33	57,724.91	62,980.76	66,125.77
		4,723.67	5,248.63	5,772.49	6,298.08	6,612.58
		288.03	320.04	351.98	384.03	403.21
	4	49,126.18	54,585.78	60,033.90	65,499.99	68,770.81
		4,912.62	5,458.58	6,003.39	6,550.00	6,877.08
		299.55	332.84	366.06	399.39	419.33
	5	51,091.22	56,769.21	62,435.26	68,120.00	71,521.64
		5,109.12	5,676.92	6,243.53	6,812.00	7,152.16
		311.53	346.15	380.70	415.37	436.11
	6	53,134.87	59,039.99	64,932.67	70,844.80	74,382.51
		5,313.49	5,904.00	6,493.27	7,084.48	7,438.25
		323.99	360.00	395.93	431.98	453.55
	7	55,260.26	61,401.58	67,529.98	73,678.59	77,357.81
		5,526.03	6,140.16	6,753.00	7,367.86	7,735.78
		336.95	374.40	411.77	449.26	471.69
	8	57,470.67	63,857.64	70,231.18	76,625.73	80,452.12
		5,747.07	6,385.76	7,023.12	7,662.57	8,045.21
		350.43	389.38	428.24	467.23	490.56
	9	59,769.50	66,411.95	73,040.42	79,690.77	83,670.21
		5,976.95	6,641.19	7,304.04	7,969.08	8,367.02
		364.45	404.95	445.37	485.92	510.18
	10	62,160.28	69,068.42	75,962.04	82,878.40	87,017.02
		6,216.03	6,906.84	7,596.20	8,287.84	8,701.70
		379.03	421.15	463.18	505.36	530.59
	11	64,646.69	71,831.16	79,000.52	86,193.53	90,497.70
		6,464.67	7,183.12	7,900.05	8,619.35	9,049.77
		394.19	437.99	481.71	525.57	551.82
	12	67,232.55	74,704.41	82,160.54	89,641.27	94,117.61
		6,723.26	7,470.44	8,216.05	8,964.13	9,411.76
		409.95	455.51	500.98	546.59	573.89
	13	69,921.86	77,692.58	85,446.96	93,226.92	97,882.32
		6,992.19	7,769.26	8,544.70	9,322.69	9,788.23
		426.35	473.74	521.02	568.46	596.84
	14	-	-	88,864.84	96,956.00	101,797.62
		-	-	8,886.48	9,695.60	10,179.76
		-	-	541.86	591.20	620.72
	15	-	-	-	100,834.24	105,869.52
		-	-	-	10,083.42	10,586.95
		-	-	-	614.84	645.55
	L	72,718.73	80,800.29	92,419.43	104,867.61	110,104.30
		7,271.87	8,080.03	9,241.94	10,486.76	11,010.43
		443.41	492.68	563.53	639.44	671.37

Retroactive to July 1, 2017

Board Approved -

**Los Rios Community College District
2018-19 Interim**

**Faculty Salary Schedule "A-174"
(Regular and Long-Term Temporary Faculty Working a 174-Day Schedule)
Annual Salary Schedule**

	AA/AS or BA/BS	AA/AS+90 or BA/BS+30 or MA/MS	BA/BS+54 or MA/MS+24	BA/BS+78 or MA/MS+48	PhD or J.D. or D.C. or D.V.M.
Step	Class I	Class II	Class III	Class IV	Class V
1	44,554	49,505	54,446	59,404	62,370
2	46,336	51,485	56,624	61,780	64,865
3	48,189	53,545	58,889	64,251	67,459
4	50,117	55,687	61,245	66,821	70,158
5	52,122	57,914	63,695	69,494	72,964
6	54,207	60,231	66,242	72,274	75,883
7	56,375	62,640	68,892	75,165	78,918
8	58,630	65,146	71,648	78,171	82,075
9	60,975	67,751	74,514	81,298	85,358
10	63,414	70,461	77,494	84,550	88,772
11	65,951	73,280	80,594	87,932	92,323
12	68,589	76,211	83,818	91,449	96,016
13	71,332	79,260	87,170	95,107	99,856
14	-	-	90,657	98,911	103,851
15	-	-	-	102,868	108,005
Longevity*	74,185	82,430	94,283	106,983	112,325

* After 20 years of full-time, tenure-track service with Los Rios, a longevity increment will be awarded which is 4% of the appropriate range and step. Figures provided reflect the longevity increment applied to the last step in each class.

Please note that there is an alternate initial class placement (and advancement) for Career and Technology faculty hired under Education Code 53410 (reference section 2.8.3.2 of LRCFT agreement)

Effective: July 1, 2018

Board Approved -

2018-19 Interim A-174 Schedule

	Step	Class I	Class II	Class III	Class IV	Class V
Annual	1	44,553.84	49,505.28	54,446.33	59,403.66	62,370.06
		3,712.82	4,125.44	4,537.19	4,950.31	5,197.50
		256.06	284.51	312.91	341.40	358.45
Monthly	2	46,335.99	51,485.49	56,624.19	61,779.81	64,864.86
		3,861.33	4,290.46	4,718.68	5,148.32	5,405.40
		266.30	295.89	325.43	355.06	372.79
Daily	3	48,189.43	53,544.91	58,889.15	64,251.01	67,459.45
		4,015.79	4,462.08	4,907.43	5,354.25	5,621.62
		276.95	307.73	338.44	369.26	387.70
	4	50,117.00	55,686.71	61,244.72	66,821.05	70,157.83
		4,176.42	4,640.56	5,103.73	5,568.42	5,846.49
		288.03	320.04	351.98	384.03	403.21
	5	52,121.68	57,914.18	63,694.51	69,493.90	72,964.15
		4,343.47	4,826.18	5,307.88	5,791.16	6,080.35
		299.55	332.84	366.06	399.39	419.33
	6	54,206.54	60,230.75	66,242.29	72,273.66	75,882.72
		4,517.21	5,019.23	5,520.19	6,022.80	6,323.56
		311.53	346.15	380.70	415.37	436.11
	7	56,374.80	62,639.98	68,891.98	75,164.60	78,918.03
		4,697.90	5,220.00	5,741.00	6,263.72	6,576.50
		323.99	360.00	395.93	431.98	453.55
	8	58,629.79	65,145.58	71,647.66	78,171.19	82,074.75
		4,885.82	5,428.80	5,970.64	6,514.27	6,839.56
		336.95	374.40	411.77	449.26	471.69
	9	60,974.99	67,751.40	74,513.57	81,298.04	85,357.74
		5,081.25	5,645.95	6,209.46	6,774.84	7,113.15
		350.43	389.38	428.24	467.23	490.56
	10	63,413.98	70,461.45	77,494.10	84,549.96	88,772.06
		5,284.50	5,871.79	6,457.84	7,045.83	7,397.67
		364.45	404.95	445.37	485.92	510.18
	11	65,950.54	73,279.91	80,593.87	87,931.96	92,322.94
		5,495.88	6,106.66	6,716.16	7,327.66	7,693.58
		379.03	421.15	463.18	505.36	530.59
	12	68,588.56	76,211.11	83,817.62	91,449.23	96,015.85
		5,715.71	6,350.93	6,984.80	7,620.77	8,001.32
		394.19	437.99	481.71	525.57	551.82
	13	71,332.10	79,259.55	87,170.33	95,107.20	99,856.49
		5,944.34	6,604.96	7,264.19	7,925.60	8,321.37
		409.95	455.51	500.98	546.59	573.89
	14	-	-	90,657.14	98,911.49	103,850.76
		-	-	7,554.76	8,242.62	8,654.23
		-	-	521.02	568.46	596.84
	15	-	-	-	102,867.95	108,004.79
		-	-	-	8,572.33	9,000.40
		-	-	-	591.20	620.72
	L	74,185.38	82,429.93	94,283.43	106,982.66	112,324.98
		6,182.12	6,869.16	7,856.95	8,915.22	9,360.42
		426.35	473.74	541.86	614.84	645.55

Effective: July 1, 2018
Board Approved -

**Los Rios Community College District
2017-18 Final Schedule**

**Faculty Salary Schedule "A-174"
(Regular and Long-Term Temporary Faculty Working a 174-Day Schedule)
Annual Salary Schedule**

Includes a one-time-only improvement of 4%

	AA/AS or BA/BS	AA/AS+90 or BA/BS+30 or MA/MS	BA/BS+54 or MA/MS+24	BA/BS+78 or MA/MS+48	PhD or J.D. or D.C. or D.V.M.
Step	Class I	Class II	Class III	Class IV	Class V
1	46,336	51,485	56,624	61,780	64,865
2	48,189	53,545	58,889	64,251	67,459
3	50,117	55,687	61,245	66,821	70,158
4	52,122	57,914	63,695	69,494	72,964
5	54,207	60,231	66,242	72,274	75,883
6	56,375	62,640	68,892	75,165	78,918
7	58,630	65,146	71,648	78,171	82,075
8	60,975	67,751	74,514	81,298	85,358
9	63,414	70,461	77,494	84,550	88,772
10	65,951	73,280	80,594	87,932	92,323
11	68,589	76,211	83,818	91,449	96,016
12	71,332	79,260	87,170	95,107	99,856
13	74,185	82,430	90,657	98,911	103,851
14			94,283	102,868	108,005
15				106,983	112,325
L	77,153	85,727	98,055	111,262	116,818

* After 20 years of full-time, tenure-track service with Los Rios, a longevity increment will be awarded which is 4% of the appropriate range and step. Figures provided reflect the longevity increment applied to the last step in each class.

Please note that there is an alternate initial class placement (and advancement) for Career and Technology faculty hired under Education Code 53410 (reference section 2.8.3.2 of LRCFT agreement)

Retroactive to July 1, 2017
Board Approved -

Includes a one-time-only improvement of 4%

	Step	Class I	Class II	Class III	Class IV	Class V
Annual Monthly Daily	1	46,335.99	51,485.49	56,624.19	61,779.81	64,864.86
		3,861.33	4,290.46	4,718.68	5,148.32	5,405.40
		266.30	295.89	325.43	355.06	372.79
	2	48,189.43	53,544.91	58,889.15	64,251.01	67,459.45
		4,015.79	4,462.08	4,907.43	5,354.25	5,621.62
		276.95	307.73	338.44	369.26	387.70
	3	50,117.01	55,686.71	61,244.72	66,821.05	70,157.83
		4,176.42	4,640.56	5,103.73	5,568.42	5,846.49
		288.03	320.04	351.98	384.03	403.21
	4	52,121.68	57,914.18	63,694.50	69,493.89	72,964.15
		4,343.47	4,826.18	5,307.88	5,791.16	6,080.35
		299.55	332.84	366.06	399.39	419.33
	5	54,206.54	60,230.75	66,242.29	72,273.65	75,882.71
		4,517.21	5,019.23	5,520.19	6,022.80	6,323.56
		311.53	346.15	380.70	415.37	436.11
	6	56,374.80	62,639.99	68,891.98	75,164.60	78,918.03
		4,697.90	5,220.00	5,741.00	6,263.72	6,576.50
		323.99	360.00	395.93	431.98	453.55
	7	58,629.79	65,145.58	71,647.66	78,171.19	82,074.75
		4,885.82	5,428.80	5,970.64	6,514.27	6,839.56
		336.95	374.40	411.77	449.26	471.69
	8	60,974.98	67,751.40	74,513.57	81,298.03	85,357.74
		5,081.25	5,645.95	6,209.46	6,774.84	7,113.14
		350.43	389.38	428.24	467.23	490.56
	9	63,413.98	70,461.45	77,494.11	84,549.96	88,772.05
		5,284.50	5,871.79	6,457.84	7,045.83	7,397.67
		364.45	404.95	445.37	485.92	510.18
	10	65,950.54	73,279.91	80,593.87	87,931.96	92,322.94
		5,495.88	6,106.66	6,716.16	7,327.66	7,693.58
		379.03	421.15	463.18	505.36	530.59
	11	68,588.56	76,211.10	83,817.63	91,449.24	96,015.85
		5,715.71	6,350.93	6,984.80	7,620.77	8,001.32
		394.19	437.99	481.71	525.57	551.82
	12	71,332.10	79,259.55	87,170.33	95,107.20	99,856.49
		5,944.34	6,604.96	7,264.19	7,925.60	8,321.37
		409.95	455.51	500.98	546.59	573.89
	13	74,185.38	82,429.93	90,657.14	98,911.49	103,850.75
		6,182.12	6,869.16	7,554.76	8,242.62	8,654.23
		426.35	473.74	521.02	568.46	596.84
	14	-	-	94,283.43	102,867.95	108,004.79
		-	-	7,856.95	8,572.33	9,000.40
		-	-	541.86	591.20	620.72
	15	-	-	-	106,982.66	112,324.98
		-	-	-	8,915.22	9,360.42
		-	-	-	614.84	645.55
	L	77,152.80	85,727.13	98,054.76	111,261.97	116,817.98
		6,429.40	7,143.93	8,171.23	9,271.83	9,734.83
		443.41	492.68	563.53	639.44	671.37

Retroactive to July 1, 2017
Board Approved -

**Los Rios Community College District
2018-19 Interim**

**Faculty Salary Schedule "B-1"
(Adjunct Faculty / Overload Assignments)
Lecture and Laboratory Hourly Rates/164 Days B-1**

	Step	AA/AS or BA/BS Class I	AA/AS+90 or BA/BS+30 or MA/MS Class II	BA/BS+54 or MA/MS+24 Class III	BA/BS+78 or MA/MS+48 Class IV	PhD or J.D. or D.C. or D.V.M. Class V
Lecture	1	58.08	64.55	70.98	77.45	81.31
Lab		43.56	48.41	53.23	58.08	60.98
Lecture	2	60.41	67.13	73.82	80.54	84.57
Lab		45.31	50.35	55.36	60.41	63.43
Lecture	3	62.83	69.80	76.77	83.77	87.95
Lab		47.12	52.35	57.58	62.83	65.96
Lecture	4	65.35	72.60	79.85	87.12	91.47
Lab		49.01	54.45	59.89	65.34	68.61
Lecture	5	67.95	75.50	83.04	90.60	95.14
Lab		50.96	56.63	62.28	67.95	71.35
Lecture	6	70.67	78.52	86.36	94.22	98.93
Lab		53.00	58.89	64.77	70.66	74.20
Lecture	7	73.50	81.66	89.83	97.99	102.89
Lab		55.12	61.25	67.37	73.49	77.17
Lecture	8	76.43	84.94	93.41	101.92	107.00
Lab		57.32	63.70	70.05	76.44	80.25
Lecture	9	79.50	88.33	97.14	106.00	111.27
Lab		59.62	66.25	72.85	79.50	83.46
Lecture	10	82.68	91.86	101.04	110.24	115.74
Lab		62.01	68.90	75.78	82.68	86.80
Lecture	11	85.97	95.55	105.08	114.64	120.36
Lab		64.48	71.66	78.81	85.98	90.27
Lecture	12	89.41	99.37	109.28	119.22	125.18
Lab		67.06	74.53	81.96	89.42	93.89
Lecture	13	92.99	103.35	113.65	123.99	130.19
Lab		69.74	77.51	85.24	93.00	97.64
Lecture	14			118.20	128.95	135.40
Lab				88.65	96.72	101.55
Lecture	15				134.11	140.82
Lab					100.58	105.61
Lecture	*L	96.71	107.48	122.93	139.48	146.45
Lab		72.53	80.61	92.20	104.61	109.84

Per section 22138.5 of the California Education Code, the full-time equivalent requirement, as defined in hours of service, is 540 lecture hours for adjunct instructional faculty in a fiscal year (which includes Summer Session). Lab hours equate to 3/4 of a lecture hour.

Please note that there is an alternate initial class placement (and advancement) for Career and Technology faculty hired under Education Code 53410 (reference section 2.8.3.2 of LRCFT agreement)

* Per section 2.10.2 of LRCFT collective bargaining agreement, a 20 year longevity factor (equivalent to a minimum 300 instructional formula hours completed) will be added which is 4% of the member's appropriate range (class) and step. Amounts above reflect longevity increment calculated on highest step in respective range.

**Los Rios Community College District
2018-19 Interim**

**Faculty Salary Schedule "B-2 & B-3"
(Adjunct/Overload Counselor/Coordinator/Nurse Hourly Rates/174 Days B-2)
(Adjunct/Overload Librarian Hourly Rates/164 Days B-3)**

Step	Class I AA/AS or BA/BS	Class II AA/AS+90 or BA/BS+30 or MA/MS	Class III BA/BS+54 or MA/MS+24	Class IV BA/BS+78 or MA/MS+48	Class V PhD or J.D. or D.C. or D.V.M.
1	34.13	37.94	41.72	45.53	47.79
2	35.51	39.45	43.39	47.34	49.71
3	36.93	41.03	45.12	49.24	51.70
4	38.41	42.67	46.93	51.21	53.76
5	39.93	44.38	48.81	53.25	55.91
6	41.53	46.15	50.75	55.38	58.14
7	43.19	48.00	52.78	57.60	60.47
8	44.92	49.92	54.90	59.91	62.90
9	46.73	51.91	57.10	62.30	65.41
10	48.59	53.99	59.38	64.78	68.02
11	50.54	56.15	61.76	67.39	70.74
12	52.56	58.40	64.23	70.07	73.58
13	54.67	60.73	66.80	72.87	76.53
14			69.47	75.79	79.59
15				78.82	82.77
*L	56.85	63.16	72.25	81.97	86.08

Please note that there is an alternate initial class placement (and advancement) for Career and Technology faculty hired under Education Code 53410 (reference section 2.8.3.2 of LRCFT agreement)

* Per section 2.10.2 of LRCFT collective bargaining agreement, a 20 year longevity factor (equivalent to a minimum 300 instructional formula hours completed) will be added which is 4% of the member's appropriate range (class) and step. Amounts above reflect longevity increment calculated on highest step in respective range.

Effective - August 23, 2018

Board Approved -

**Los Rios Community College District
2017-18 Final**

Includes a one-time-only improvement of 4%

**Faculty Salary Schedule "B-1"
(Adjunct Faculty / Overload Assignments)
Lecture and Laboratory Hourly Rates/164 Days B-1**

		AA/AS or BA/BS	AA/AS+90 or BA/BS+30 or MA/MS	BA/BS+54 or MA/MS+24	BA/BS+78 or MA/MS+48	PhD or J.D. or D.C. or D.V.M.
	Step	Class I	Class II	Class III	Class IV	Class V
Lecture	1	60.40	67.13	73.82	80.54	84.56
Lab		45.30	50.35	55.36	60.41	63.42
Lecture	2	62.83	69.81	76.77	83.77	87.95
Lab		47.12	52.36	57.58	62.82	65.97
Lecture	3	65.34	72.59	79.85	87.12	91.47
Lab		49.01	54.44	59.88	65.34	68.60
Lecture	4	67.96	75.51	83.04	90.60	95.13
Lab		50.97	56.63	62.28	67.95	71.35
Lecture	5	70.67	78.52	86.36	94.23	98.94
Lab		53.00	58.89	64.77	70.67	74.21
Lecture	6	73.50	81.66	89.82	97.99	102.89
Lab		55.12	61.24	67.36	73.49	77.17
Lecture	7	76.44	84.93	93.42	101.91	107.00
Lab		57.33	63.70	70.06	76.43	80.25
Lecture	8	79.49	88.33	97.14	106.00	111.28
Lab		59.62	66.25	72.86	79.50	83.46
Lecture	9	82.67	91.86	101.03	110.24	115.73
Lab		62.01	68.90	75.77	82.68	86.79
Lecture	10	85.98	95.54	105.08	114.65	120.37
Lab		64.49	71.65	78.81	85.99	90.28
Lecture	11	89.41	99.37	109.28	119.23	125.17
Lab		67.06	74.53	81.96	89.42	93.88
Lecture	12	92.99	103.35	113.65	123.99	130.19
Lab		69.74	77.51	85.24	93.00	97.64
Lecture	13	96.71	107.48	118.20	128.95	135.40
Lab		72.53	80.61	88.65	96.72	101.55
Lecture	14			122.93	134.11	140.82
Lab				92.20	100.58	105.61
Lecture	15				139.48	146.45
Lab					104.61	109.84
Lecture	*L	100.58	111.78	127.84	145.06	152.31
Lab		75.43	83.83	95.88	108.79	114.23

Per section 22138.5 of the California Education Code, the full-time equivalent requirement, as defined in hours of service, is 540 lecture hours for adjunct instructional faculty in a fiscal year (which includes Summer Session). Lab hours equate to 3/4 of a lecture hour.

Hours worked during Summer Session are not subject to schedule improvement.

Please note that there is an alternate initial class placement (and advancement) for Career and Technology faculty hired under Education Code 53410 (reference section 2.8.3.2 of LRCFT agreement)

* Per section 2.10.2 of LRCFT collective bargaining agreement, a 20 year longevity factor (equivalent to a minimum 300 instructional formula hours completed) will be added which is 4% of the member's appropriate range (class) and step. Amounts above reflect longevity increment calculated on highest step in respective range.

Retroactive to - August 17, 2017
Board Approved -

**Los Rios Community College District
2017-18 Final**

Includes a one-time-only improvement of 4%

**Faculty Salary Schedule "B-2 & B-3"
(Adjunct/Overload Counselor/Coordinator/Nurse Hourly Rates/174 Days B-2)
(Adjunct/Overload Librarian Hourly Rates/164 Days B-3)**

	AA/AS or BA/BS	AA/AS+90 or BA/BS+30 or MA/MS	BA/BS+54 or MA/MS+24	BA/BS+78 or MA/MS+48	PhD or J.D. or D.C. or D.V.M.
Step	Class I	Class II	Class III	Class IV	Class V
1	35.50	39.46	43.39	47.35	49.70
2	36.93	41.03	45.13	49.23	51.69
3	38.40	42.67	46.93	51.20	53.76
4	39.95	44.38	48.80	53.26	55.91
5	41.53	46.16	50.76	55.38	58.15
6	43.19	48.00	52.78	57.60	60.47
7	44.92	49.92	54.89	59.90	62.89
8	46.72	51.92	57.10	62.30	65.41
9	48.60	53.99	59.39	64.79	68.02
10	50.53	56.15	61.75	67.37	70.74
11	52.56	58.40	64.23	70.08	73.57
12	54.67	60.73	66.80	72.87	76.53
13	56.85	63.16	69.47	75.79	79.59
14			72.25	78.82	82.77
15				81.97	86.08
*L	59.13	65.69	75.14	85.25	89.52

Hours worked during Summer Session are not subject to schedule improvement.

Please note that there is an alternate initial class placement (and advancement) for Career and Technology faculty hired under Education Code 53410 (reference section 2.8.3.2 of LRCFT agreement)

* Per section 2.10.2 of LRCFT collective bargaining agreement, a 20 year longevity factor (equivalent to a minimum 300 instructional formula hours completed) will be added which is 4% of the member's appropriate range (class) and step. Amounts above reflect longevity increment calculated on highest step in respective range.

Retroactive to - August 17, 2017

Board Approved -

Los Rios Community College District
2018-19 Athletic/Coaching Stipend Schedule for Faculty

Coaching formula hour assignments and stipend compensation shall be as follows:

Sports Program	Formula Hour Assignment	Stipend Range
Baseball, Head Coach	7	\$7,975 - \$9,330
Baseball, Assistant Coach	5	\$3,619 - \$3,619
Basketball, Head Coach	7	\$7,975 - \$9,330
Basketball, Assistant Coach	5	\$3,619 - \$3,619
Cross Country, Head Coach	7	\$6,790 - \$7,943
Football, Head Coach	7	\$7,975 - \$9,330
Football, Assistant Coach	5	\$3,619 - \$3,619
Golf, Head Coach	7	\$6,790 - \$7,943
Hockey, Head Coach	7	\$7,975 - \$9,330
Soccer, Head Coach	7	\$7,975 - \$9,330
Soccer, Assistant Coach	5	\$3,619 - \$3,619
Softball, Head Coach	7	\$7,975 - \$9,330
Softball, Assistant Coach	5	\$3,619 - \$3,619
Swimming, Head Coach	7	\$6,790 - \$7,943
Tennis, Head Coach	7	\$6,790 - \$7,943
Track and Field, Head Coach	7	\$7,975 - \$9,330
Track and Field, Assistant Coach	5	\$3,619 - \$3,619
Volleyball, Head Coach	7	\$7,975 - \$9,330
Water Polo, Head Coach	7	\$6,790 - \$7,943
Wrestling, Head Coach	7	\$7,975 - \$9,330

Steps are awarded for every 5 years of serving as a head coach

Effective: August 23, 2018
Board Approved -

Los Rios Community College District

2018-19 Athletic/Coaching Stipend Schedule for Faculty

Coaching Formula hour assignments and stipend compensation shall be as follows:

Head Coaching Stipend Schedule for Faculty

Assignment	Formula Hours	Step 1	Step 2	Step 3	Step 4	Step 5
Baseball	7	\$7,975	\$8,294	\$8,626	\$8,971	\$9,330
Basketball	7	\$7,975	\$8,294	\$8,626	\$8,971	\$9,330
Cross Country	7	\$6,790	\$7,062	\$7,344	\$7,638	\$7,943
Football	7	\$7,975	\$8,294	\$8,626	\$8,971	\$9,330
Golf	7	\$6,790	\$7,062	\$7,344	\$7,638	\$7,943
Hockey	7	\$7,975	\$8,294	\$8,626	\$8,971	\$9,330
Soccer	7	\$7,975	\$8,294	\$8,626	\$8,971	\$9,330
Softball	7	\$7,975	\$8,294	\$8,626	\$8,971	\$9,330
Swimming	7	\$6,790	\$7,062	\$7,344	\$7,638	\$7,943
Tennis	7	\$6,790	\$7,062	\$7,344	\$7,638	\$7,943
Track & Field	7	\$7,975	\$8,294	\$8,626	\$8,971	\$9,330
Volleyball	7	\$7,975	\$8,294	\$8,626	\$8,971	\$9,330
Water Polo	7	\$6,790	\$7,062	\$7,344	\$7,638	\$7,943
Wrestling	7	\$7,975	\$8,294	\$8,626	\$8,971	\$9,330
Steps are awarded for every five years of serving as a head Coach						

Assistant Coaching Stipend Schedule for Faculty*

Assignment	Formula Hours	Stipend
Baseball, Assistant	5	\$3,619
Basketball, Assistant	5	\$3,619
Football, Assistant	5	\$3,619
Soccer, Assistant	5	\$3,619
Softball, Assistant	5	\$3,619
Track & Field, Assistant	5	\$3,619

*Assistant coaching stipend is only available to a regular faculty member

Effective - August 23, 2018

Board Approved -

Los Rios Community College District

2018-19 Department Chairs Stipend Schedule for Faculty

<u>Level</u>	<u>Stipend</u>
I	\$3,747
II	\$7,496
	OR
	10% Reassigned Time per year plus a \$500 annual stipend
III	< 20 FTEF 20% Reassigned Time per semester
	20 - 44.9 FTEF 30% Reassigned Time per semester
	≥ 45 FTEF * 40% Reassigned Time per semester

* Limited to the Math and English Departments at ARC and SCC.

Effective - August 23, 2018
Board Approved -

Los Rios Community College District
2018-19 Arts & Media Stipend Schedule for Faculty

The District shall provide stipends and/or load equity for instructors in the following areas:

Subject	Stipend
<i>Art</i>	
Art Gallery Director	\$1,662
<i>Dance</i>	
Director	\$1,662
<i>Forensics</i>	
Coach (districtwide)	\$2,372
Assistant Coach	\$1,662
Tournament Coordinator/Debate	\$1,186
<i>Journalism</i>	
Student Newspaper	\$2,372
Literary Journal Advisory	\$2,372
<i>Music (Performing Group)</i>	
Director	\$2,372
<i>Theatre Arts</i>	
Director	\$2,372
Technical Director	\$2,372
Technical Director, Lighting	\$1,662
Technical Director, Scene/Set	\$1,662
Musical Director	\$2,372
Vocal Director	\$1,662
Costumer	\$2,372
Choreographer	\$1,662
Promotion/Box Office	\$2,372
<i>TV/Radio</i>	
Program Producer	\$1,662

Effective - August 23, 2018
Board Approved -

Salary Schedule for Instructional Substitutes

Effective 8/23/18

Hourly Salary Schedule

Lecture: 48.41

Lab: 36.31

Coordinator/Counselor/Nurse/Librarian: 34.13

Hours worked during Summer Session are not subject to schedule improvement.

The full-time equivalent hours of service is 540 lecture hours in a fiscal year (which includes Summer Session). Lab hours equate to 3/4 of a lecture hour.

Effective - August 23, 2018

Board Approved -

Los Rios Community College District
2018-19 Interim
Salary Ranges for LRCEA Classified Salary Schedule

Job Code	Title	Range	Full Time Annual Salary	
0141	Account Clerk I	17	34,529	- 47,274
0142	Account Clerk II	21	37,817	- 51,776
0143	Account Clerk III	25	41,419	- 56,706
0649	Accountant	35	51,994	- 71,184
0198	Accounting Specialist	40	58,255	- 79,756
0131	Administrative Assistant I	26	42,371	- 58,011
0133	Administrative Assistant II	28	44,343	- 60,710
0285	Administrative Assistant III	30	46,406	- 63,534
0654	Administrative Services Analyst	44	63,802	- 87,351
0171	Admissions/Records Clerk I	17	34,529	- 47,274
0172	Admissions/Records Clerk II	20	36,967	- 50,611
0173	Admissions/Records Clerk III	23	39,577	- 54,185
0145	Admissions/Records Evaluator I	24	40,487	- 55,431
0151	Admissions/Records Evaluator II	28	44,343	- 60,710
0163	Admissions/Records Evaluator/Degree Auditor	29	45,362	- 62,105
0819	Alternate Media Design Specialist	37	54,413	- 74,497
0634	Animal Health Instructional Technician	30	46,406	- 63,534
0798	Assessment Center Testing Coordinator	38	55,664	- 76,210
0602	Assistant Financial Aid Officer	35	51,994	- 71,184
0313	Assistant Technical Director - Visual & Performing Arts Center (VAPAC)	37	54,413	- 74,497
0701	Athletic Trainer	37	54,413	- 74,497
0742	Attendance Services Assistant	27	43,346	- 59,345
0185	Bookstore Assistant Manager	37	54,413	- 74,497
0182	Bookstore Clerk I	16	33,753	- 46,211
0186	Bookstore Clerk II	18	35,323	- 48,361
0184	Bookstore Stock Clerk	21	37,817	- 51,776
0869	Building Automation and Systems Integration Analyst	57	85,746	- 117,395
0804	Business Services Assistant	35	51,994	- 71,184
0183	Buyer - Bookstore I	21	37,817	- 51,776
0195	Buyer - Bookstore II	25	41,419	- 56,706
0126	Buyer I	21	37,817	- 51,776
0127	Buyer II	25	41,419	- 56,706
0128	Buyer III	29	45,362	- 62,105
0116	Child Development Center Associate Teacher	12	30,819	- 42,193
0810	Child Development Center Clerk	20	36,967	- 50,611
0199	Child Development Center Lead Teacher	35	51,994	- 71,184
0194	Child Development Center Teacher	26	42,371	- 58,011
0192	Child Development Services Analyst	38	55,664	- 76,210
0102	Clerk II	16	33,753	- 46,211
0103	Clerk III	20	36,967	- 50,611
0191	College Development Officer	35	51,994	- 71,184
0650	College Relations Specialist	38	55,664	- 76,210
0104	Community Services Clerk	22	38,687	- 52,966
0739	Computer Aided Drafting and Design Assistant	42	60,965	- 83,466
0803	Contract Education Program Developer	56	83,818	- 114,755
0123	Control Center Technician	22	38,687	- 52,966
0164	Cook/Baker	21	37,817	- 51,776
0169	Cosmetology Service Assistant	30	46,406	- 63,534
0109	Counseling Clerk I	17	34,529	- 47,274
0110	Counseling Clerk II	21	37,817	- 51,776
0744	Data Communications Security Specialist	61	93,911	- 128,573
0283	Digital Communications Specialist	44	63,802	- 87,351
0129	Disabled Student Programs and Services (DSP&S) Clerk	17	34,529	- 47,274
0282	District Financial Aid Specialist	40	58,255	- 79,756
0167	Educational Center Assistant	25	41,419	- 56,706
0108	Educational Center Clerk	22	38,687	- 52,966
0806	Educational Media Design Specialist	37	54,413	- 74,497
0646	Electronics Calibration and Repair Technician	38	55,664	- 76,210
0180	Employee Benefits Specialist	40	58,255	- 79,756
0175	Employee Benefits Technician	29	45,362	- 62,105
0287	Energy Management Controls Specialist	57	85,746	- 117,395
0312	Event Services Specialist - Visual & Performing Arts Center (VAPAC)	36	53,190	- 72,821
0705	Facilities Planning and Engineering Specialist	56	83,818	- 114,755

Job Code	Title	Range	Full Time Annual Salary		
0700	Facilities Planning Specialist	49	71,484	-	97,868
0138	Financial Aid Clerk I	17	34,529	-	47,274
0140	Financial Aid Clerk II	21	37,817	-	51,776
0604	Financial Aid Officer	38	55,664	-	76,210
0743	Fiscal Services Accounting Specialist	40	58,255	-	79,756
0161	Food Service Assistant I	10	29,448	-	40,317
0162	Food Service Assistant II	12	30,819	-	42,193
0165	Food Service Assistant Manager	24	40,487	-	55,431
0149	Grant Coordination Clerk	20	36,967	-	50,611
0236	Graphic Artist	28	44,343	-	60,710
0801	Graphic Designer	29	45,362	-	62,105
0168	Health Services Assistant	21	37,817	-	51,776
0718	Information Technology Business/Technical Analyst I	57	85,746	-	117,395
0723	Information Technology Business/Technical Analyst II	61	93,911	-	128,573
0748	Information Technology Network Administrator Analyst I	57	85,746	-	117,395
0749	Information Technology Network Administrator Analyst II	61	93,911	-	128,573
0726	Information Technology Specialist I	44	63,802	-	87,351
0729	Information Technology Specialist II	50	73,128	-	100,119
0745	Information Technology Systems/Database Administrator Analyst I	57	85,746	-	117,395
0746	Information Technology Systems/Database Administrator Analyst II	61	93,911	-	128,573
0242	Information Technology Cable Plant Assistant	50	73,128	-	100,119
0809	Information Technology Technician I	25	41,419	-	56,706
0152	Information Technology Technician II	31	47,473	-	64,995
0208	Instructional Assistant	28	44,343	-	60,710
0166	Instructional Services Assistant I	24	40,487	-	55,431
0808	Instructional Services Assistant II	27	43,346	-	59,345
0150	Interpreter/Transliterater I	28	44,343	-	60,710
0153	Interpreter/Transliterater II	32	48,565	-	66,490
0155	Interpreter/Transliterater III	36	53,190	-	72,821
0207	Laboratory Technician	28	44,343	-	60,710
0706	Lead Facilities Planning and Engineering Specialist	58	87,718	-	120,095
0741	Lead Instructional Assistant	30	46,406	-	63,534
0866	Lead Instructional Services Assistant	29	45,362	-	62,105
0600	Lead Laboratory Technician	30	46,406	-	63,534
0241	Lead Library Technician	28	44,343	-	60,710
0157	Lead Police Communication Dispatcher	25	41,419	-	56,706
0114	Library Technician	26	42,371	-	58,011
0105	Maintenance/Operations Clerk	22	38,687	-	52,966
0740	Marketing Specialist - Economic Development Center	50	73,128	-	100,119
0231	Media Systems/Resources Specialist	50	73,128	-	100,119
0200	Media Systems/Resources Technician I	32	48,565	-	66,490
0223	Media Systems/Resources Technician II	38	55,664	-	76,210
0115	Operations Technician	24	40,487	-	55,431
0618	Outreach Specialist	38	55,664	-	76,210
0660	Payroll Accountant	36	53,190	-	72,821
0146	Payroll Clerk I	23	39,577	-	54,185
0147	Payroll Clerk II	25	41,419	-	56,706
0652	Payroll Specialist	40	58,255	-	79,756
0179	Payroll Technician	29	45,362	-	62,105
0156	Police Communication Dispatcher	23	39,577	-	54,185
0702	Printing Assistant	35	51,994	-	71,184
0106	Printing Services Operator I	17	34,529	-	47,274
0107	Printing Services Operator II	20	36,967	-	50,611
0178	Printing Services Operator III	23	39,577	-	54,185
0802	Printing Technician	33	49,682	-	68,019
0812	Program Assistant - REBRAC	23	39,577	-	54,185
0197	Program Assistant - Tech Prep	23	39,577	-	54,185
0268	Programmer I	44	63,802	-	87,351
0269	Programmer II	50	73,128	-	100,119
0174	Public Relations Specialist	38	55,664	-	76,210
0640	Public Relations Technician	30	46,406	-	63,534
0633	Public Services Assistant	35	51,994	-	71,184
0807	Research Analyst	50	73,128	-	100,119
0639	Risk Management Specialist	40	58,255	-	79,756
0417	Sacramento Regional Public Safety Training Center (SRPSTC) Developer	56	83,818	-	114,755
0125	Senior Buyer/Contract Specialist	40	58,255	-	79,756
0735	Senior Information Technology Business/Technical Analyst	64	100,541	-	137,650
0750	Senior Information Technology Network Administrator Analyst	64	100,541	-	137,650

Job Code	Title	Range	Full Time Annual Salary		
0196	Senior Information Technology Specialist	57	85,746	-	117,395
0747	Senior Information Technology Systems/Database Administrator Analyst	64	100,541	-	137,650
0731	Senior Information Technology Technician	38	55,664	-	76,210
0276	Senior Programmer	57	85,746	-	117,395
0158	Staff Resources Center Assistant	28	44,343	-	60,710
0641	Student Affairs Specialist	44	63,802	-	87,351
0124	Student Personnel Assistant	28	44,343	-	60,710
0683	Student Success & Support Program (SSSP) Specialist	38	55,664	-	76,210
0707	TANF/CalWORKs Specialist	38	55,664	-	76,210
0271	Telecommunications System Coordinator	57	85,746	-	117,395
0272	Telecommunications System Designer	57	85,746	-	117,395
0234	Theatre Technician	28	44,343	-	60,710
0281	Ticket Office/Customer Relations Assistant-Visual & Performing Arts Center	28	44,343	-	60,710
0630	Tutorial Services Assistant	35	51,994	-	71,184
0130	Web & Media Design Specialist	44	63,802	-	87,351

The max salary amounts in range include the 10, 15, 20 and 25-year longevity increments.

Effective: July 1, 2018

Board Approved:

Los Rios Community College District
2018-19 Interim
LRCEA Classified
Monthly Salary Schedule

Range	Hourly Step 1	Monthly Step 1	Step 2	Step 3	Step 4	Step 5	Step 6	L1 *	L2**	L3***	L4****
10	14.16	2,454.03	2,552.18	2,654.27	2,760.44	2,870.85	2,985.68	3,105.11	3,229.31	3,293.90	3,359.78
11	14.48	2,510.47	2,610.90	2,715.33	2,823.95	2,936.90	3,054.38	3,176.55	3,303.61	3,369.69	3,437.09
12	14.82	2,568.21	2,670.95	2,777.78	2,888.89	3,004.44	3,124.62	3,249.61	3,379.59	3,447.18	3,516.12
13	15.16	2,627.27	2,732.36	2,841.66	2,955.32	3,073.53	3,196.48	3,324.34	3,457.31	3,526.46	3,596.99
14	15.51	2,687.68	2,795.19	2,906.99	3,023.27	3,144.20	3,269.96	3,400.76	3,536.79	3,607.52	3,679.68
15	15.86	2,749.50	2,859.48	2,973.87	3,092.83	3,216.55	3,345.21	3,479.02	3,618.18	3,690.54	3,764.35
16	16.23	2,812.75	2,925.26	3,042.27	3,163.96	3,290.52	3,422.14	3,559.03	3,701.39	3,775.42	3,850.92
17	16.60	2,877.46	2,992.55	3,112.26	3,236.75	3,366.22	3,500.87	3,640.91	3,786.54	3,862.27	3,939.52
18	16.98	2,943.61	3,061.35	3,183.81	3,311.16	3,443.61	3,581.36	3,724.61	3,873.58	3,951.06	4,030.09
19	17.37	3,011.32	3,131.77	3,257.04	3,387.32	3,522.81	3,663.73	3,810.28	3,962.70	4,041.95	4,122.78
20	17.77	3,080.60	3,203.82	3,331.97	3,465.24	3,603.85	3,748.00	3,897.92	4,053.84	4,134.92	4,217.62
21	18.18	3,151.45	3,277.51	3,408.61	3,544.95	3,686.75	3,834.22	3,987.59	4,147.09	4,230.03	4,314.63
22	18.60	3,223.93	3,352.89	3,487.00	3,626.47	3,771.53	3,922.40	4,079.29	4,242.47	4,327.32	4,413.86
23	19.03	3,298.09	3,430.02	3,567.22	3,709.91	3,858.31	4,012.64	4,173.14	4,340.06	4,426.86	4,515.41
24	19.47	3,373.95	3,508.90	3,649.26	3,795.23	3,947.04	4,104.92	4,269.12	4,439.88	4,528.68	4,619.26
25	19.91	3,451.57	3,589.63	3,733.22	3,882.55	4,037.85	4,199.35	4,367.33	4,542.02	4,632.87	4,725.52
26	20.37	3,530.94	3,672.18	3,819.08	3,971.84	4,130.72	4,295.95	4,467.79	4,646.50	4,739.43	4,834.22
27	20.84	3,612.15	3,756.63	3,906.89	4,063.17	4,225.70	4,394.74	4,570.52	4,753.35	4,848.41	4,945.38
28	21.32	3,695.23	3,843.04	3,996.76	4,156.63	4,322.90	4,495.82	4,675.65	4,862.68	4,959.94	5,059.13
29	21.81	3,780.20	3,931.40	4,088.67	4,252.21	4,422.29	4,599.18	4,783.14	4,974.47	5,073.96	5,175.44
30	22.31	3,867.13	4,021.81	4,182.68	4,349.98	4,523.99	4,704.95	4,893.15	5,088.87	5,190.65	5,294.46
31	22.82	3,956.09	4,114.33	4,278.91	4,450.07	4,628.07	4,813.19	5,005.71	5,205.94	5,310.06	5,416.26
32	23.35	4,047.09	4,208.98	4,377.34	4,552.43	4,734.53	4,923.91	5,120.87	5,325.70	5,432.22	5,540.86
33	23.89	4,140.17	4,305.78	4,478.01	4,657.13	4,843.41	5,037.14	5,238.64	5,448.17	5,557.14	5,668.28
34	24.43	4,235.39	4,404.80	4,581.00	4,764.24	4,954.81	5,153.00	5,359.11	5,573.48	5,684.95	5,798.65
35	25.00	4,332.80	4,506.11	4,686.35	4,873.80	5,068.75	5,271.50	5,482.36	5,701.65	5,815.69	5,932.00
36	25.57	4,432.46	4,609.76	4,794.14	4,985.90	5,185.34	5,392.75	5,608.46	5,832.80	5,949.46	6,068.45
37	26.16	4,534.42	4,715.80	4,904.43	5,100.62	5,304.64	5,516.82	5,737.49	5,966.99	6,086.33	6,208.06
38	26.76	4,638.69	4,824.24	5,017.21	5,217.90	5,426.61	5,643.67	5,869.42	6,104.19	6,226.27	6,350.81
39	27.38	4,745.39	4,935.20	5,132.61	5,337.92	5,551.43	5,773.49	6,004.43	6,244.61	6,369.50	6,496.89
40	28.01	4,854.54	5,048.72	5,250.67	5,460.69	5,679.12	5,906.29	6,142.54	6,388.25	6,516.01	6,646.33
41	28.65	4,966.17	5,164.82	5,371.41	5,586.27	5,809.72	6,042.11	6,283.79	6,535.14	6,665.84	6,799.16
42	29.31	5,080.38	5,283.60	5,494.94	5,714.75	5,943.33	6,181.07	6,428.31	6,685.44	6,819.15	6,955.54
43	29.98	5,197.24	5,405.13	5,621.34	5,846.19	6,080.03	6,323.23	6,576.16	6,839.21	6,975.99	7,115.51
44	30.67	5,316.80	5,529.47	5,750.65	5,980.68	6,219.91	6,468.71	6,727.46	6,996.56	7,136.49	7,279.22
45	31.38	5,439.06	5,656.62	5,882.89	6,118.20	6,362.92	6,617.44	6,882.14	7,157.43	7,300.58	7,446.58
46	32.10	5,564.17	5,786.74	6,018.21	6,258.93	6,509.29	6,769.67	7,040.45	7,322.07	7,468.51	7,617.88
47	32.84	5,692.14	5,919.82	6,156.61	6,402.88	6,658.99	6,925.36	7,202.36	7,490.46	7,640.27	7,793.08
48	33.59	5,823.06	6,055.99	6,298.23	6,550.16	6,812.18	7,084.66	7,368.06	7,662.77	7,816.03	7,972.35
49	34.37	5,956.99	6,195.28	6,443.09	6,700.82	6,968.85	7,247.60	7,537.51	7,839.00	7,995.78	8,155.70
50	35.16	6,094.00	6,337.77	6,591.27	6,854.92	7,129.13	7,414.29	7,710.85	8,019.28	8,179.67	8,343.27
51	35.97	6,234.17	6,483.53	6,742.87	7,012.59	7,293.10	7,584.83	7,888.23	8,203.76	8,367.84	8,535.18
52	36.79	6,377.56	6,632.66	6,897.96	7,173.88	7,460.84	7,759.28	8,069.65	8,392.44	8,560.29	8,731.49
53	37.64	6,524.24	6,785.21	7,056.61	7,338.88	7,632.44	7,937.74	8,255.26	8,585.47	8,757.17	8,932.32
54	38.51	6,674.30	6,941.27	7,218.91	7,507.68	7,807.99	8,120.31	8,445.13	8,782.93	8,958.59	9,137.76
55	39.39	6,827.81	7,100.92	7,384.95	7,680.35	7,987.57	8,307.08	8,639.36	8,984.94	9,164.64	9,347.93
56	40.30	6,984.85	7,264.24	7,554.80	7,857.00	8,171.29	8,498.14	8,838.07	9,191.59	9,375.42	9,562.93
57	41.22	7,145.50	7,431.31	7,728.56	8,037.71	8,359.23	8,693.60	9,041.35	9,403.00	9,591.06	9,782.88
58	42.17	7,309.85	7,602.23	7,906.32	8,222.58	8,551.49	8,893.55	9,249.30	9,619.27	9,811.65	10,007.89
59	43.14	7,477.97	7,777.09	8,088.16	8,411.70	8,748.17	9,098.10	9,462.03	9,840.51	10,037.32	10,238.07
60	44.13	7,649.96	7,955.96	8,274.19	8,605.17	8,949.38	9,307.36	9,679.66	10,066.84	10,268.18	10,473.54
61	45.15	7,825.91	8,138.95	8,464.50	8,803.09	9,155.22	9,521.43	9,902.29	10,298.38	10,504.35	10,714.43
62	46.19	8,005.91	8,326.14	8,659.18	9,005.56	9,365.79	9,740.42	10,130.04	10,535.24	10,745.95	10,960.87
63	47.25	8,190.05	8,517.64	8,858.34	9,212.68	9,581.20	9,964.45	10,363.03	10,777.55	10,993.10	11,212.97
64	48.34	8,378.42	8,713.55	9,062.09	9,424.58	9,801.57	10,193.64	10,601.38	11,025.44	11,245.94	11,470.86
65	49.45	8,571.12	8,913.96	9,270.51	9,641.34	10,027.00	10,428.09	10,845.21	11,279.02	11,504.60	11,734.69

* A longevity step can only be attained after ten (10) full years of satisfactory service with the District.

** An additional longevity increment of 4% (8.16%) will be paid to members of the bargaining unit after (15) full years of service with the District.

*** An additional longevity increment of 2% (10.323%) will be paid to members of the bargaining unit after (20) full years of service with the District.

****An additional longevity increment of 2% (12.53%) will be paid to members of the bargaining unit after (25) full years of service with the District.

Longevity increments 2, 3 and 4 are based on current step placement plus any previously earned longevity (rate compounded).

Effective: July 1, 2018

Board Approved:

**Los Rios Community College District
2018-19 Interim**

**LRCEA Classified
Annual Salary Schedule**

Range	Step 1	Step 2	Step 3	Step 4	Step 5	Step 6	L1 *	L2 **	L3***	L4****
10	29,448	30,626	31,851	33,125	34,450	35,828	37,261	38,752	39,527	40,317
11	30,126	31,331	32,584	33,887	35,243	36,653	38,119	39,643	40,436	41,245
12	30,819	32,051	33,333	34,667	36,053	37,495	38,995	40,555	41,366	42,193
13	31,527	32,788	34,100	35,464	36,882	38,358	39,892	41,488	42,317	43,164
14	32,252	33,542	34,884	36,279	37,730	39,240	40,809	42,441	43,290	44,156
15	32,994	34,314	35,686	37,114	38,599	40,142	41,748	43,418	44,286	45,172
16	33,753	35,103	36,507	37,967	39,486	41,066	42,708	44,417	45,305	46,211
17	34,529	35,911	37,347	38,841	40,395	42,010	43,691	45,439	46,347	47,274
18	35,323	36,736	38,206	39,734	41,323	42,976	44,695	46,483	47,413	48,361
19	36,136	37,581	39,084	40,648	42,274	43,965	45,723	47,552	48,503	49,473
20	36,967	38,446	39,984	41,583	43,246	44,976	46,775	48,646	49,619	50,611
21	37,817	39,330	40,903	42,539	44,241	46,011	47,851	49,765	50,760	51,776
22	38,687	40,235	41,844	43,518	45,258	47,069	48,952	50,910	51,928	52,966
23	39,577	41,160	42,807	44,519	46,300	48,152	50,078	52,081	53,122	54,185
24	40,487	42,107	43,791	45,543	47,365	49,259	51,229	53,279	54,344	55,431
25	41,419	43,076	44,799	46,591	48,454	50,392	52,408	54,504	55,594	56,706
26	42,371	44,066	45,829	47,662	49,569	51,551	53,613	55,758	56,873	58,011
27	43,346	45,080	46,883	48,758	50,708	52,737	54,846	57,040	58,181	59,345
28	44,343	46,116	47,961	49,880	51,875	53,950	56,108	58,352	59,519	60,710
29	45,362	47,177	49,064	51,027	53,067	55,190	57,398	59,694	60,888	62,105
30	46,406	48,262	50,192	52,200	54,288	56,459	58,718	61,066	62,288	63,534
31	47,473	49,372	51,347	53,401	55,537	57,758	60,069	62,471	63,721	64,995
32	48,565	50,508	52,528	54,629	56,814	59,087	61,450	63,908	65,187	66,490
33	49,682	51,669	53,736	55,886	58,121	60,446	62,864	65,378	66,686	68,019
34	50,825	52,858	54,972	57,171	59,458	61,836	64,309	66,882	68,219	69,584
35	51,994	54,073	56,236	58,486	60,825	63,258	65,788	68,420	69,788	71,184
36	53,190	55,317	57,530	59,831	62,224	64,713	67,302	69,994	71,394	72,821
37	54,413	56,590	58,853	61,207	63,656	66,202	68,850	71,604	73,036	74,497
38	55,664	57,891	60,206	62,615	65,119	67,724	70,433	73,250	74,715	76,210
39	56,945	59,222	61,591	64,055	66,617	69,282	72,053	74,935	76,434	77,963
40	58,255	60,585	63,008	65,528	68,149	70,875	73,711	76,659	78,192	79,756
41	59,594	61,978	64,457	67,035	69,717	72,505	75,405	78,422	79,990	81,590
42	60,965	63,403	65,939	68,577	71,320	74,173	77,140	80,225	81,830	83,466
43	62,367	64,862	67,456	70,154	72,960	75,879	78,914	82,070	83,712	85,386
44	63,802	66,354	69,008	71,768	74,639	77,625	80,729	83,959	85,638	87,351
45	65,269	67,880	70,595	73,418	76,355	79,409	82,586	85,889	87,607	89,359
46	66,770	69,441	72,219	75,107	78,112	81,236	84,485	87,865	89,622	91,415
47	68,306	71,038	73,879	76,835	79,908	83,104	86,428	89,886	91,683	93,517
48	69,877	72,672	75,579	78,602	81,746	85,016	88,417	91,953	93,792	95,668
49	71,484	74,343	77,317	80,410	83,626	86,971	90,450	94,068	95,949	97,868
50	73,128	76,053	79,095	82,259	85,550	88,971	92,530	96,231	98,156	100,119
51	74,810	77,802	80,914	84,151	87,517	91,018	94,659	98,445	100,414	102,422
52	76,531	79,592	82,776	86,087	89,530	93,111	96,836	100,709	102,723	104,778
53	78,291	81,422	84,679	88,067	91,589	95,253	99,063	103,026	105,086	107,188
54	80,092	83,295	86,627	90,092	93,696	97,444	101,342	105,395	107,503	109,653
55	81,934	85,211	88,619	92,164	95,851	99,685	103,672	107,819	109,976	112,175
56	83,818	87,171	90,658	94,284	98,055	101,978	106,057	110,299	112,505	114,755
57	85,746	89,176	92,743	96,453	100,311	104,323	108,496	112,836	115,093	117,395
58	87,718	91,227	94,876	98,671	102,618	106,723	110,992	115,431	117,740	120,095
59	89,736	93,325	97,058	100,940	104,978	109,177	113,544	118,086	120,448	122,857
60	91,800	95,472	99,290	103,262	107,393	111,688	116,156	120,802	123,218	125,683
61	93,911	97,667	101,574	105,637	109,863	114,257	118,827	123,581	126,052	128,573
62	96,071	99,914	103,910	108,067	112,389	116,885	121,560	126,423	128,951	131,530
63	98,281	102,212	106,300	110,552	114,974	119,573	124,356	129,331	131,917	134,556
64	100,541	104,563	108,745	113,095	117,619	122,324	127,217	132,305	134,951	137,650
65	102,853	106,968	111,246	115,696	120,324	125,137	130,143	135,348	138,055	140,816

* A longevity step can only be attained after ten (10) full years of satisfactory service with the District.

** An additional longevity increment of 4% (8.16%) will be paid to members of the bargaining unit after (15) full years of service with the District.

*** An additional longevity increment of 2% (10.323%) will be paid to members of the bargaining unit after (20) full years of service with the District.

****An additional longevity increment of 2% (12.53%) will be paid to members of the bargaining unit after (25) full years of service with the District.

Longevity increments 2, 3 and 4 are based on current step placement plus any previously earned longevity (rate compounded).

Effective: July 1, 2018

Board Approved:

**Los Rios Community College District
2017-18 Final
Salary Ranges for LRCEA Classified Salary Schedule**

Includes a one-time-only salary improvement of 4%

Job Code	Title	Range	Full Time Annual Salary	
0141	Account Clerk I	17	35,911	- 49,165
0142	Account Clerk II	21	39,330	- 53,847
0143	Account Clerk III	25	43,076	- 58,974
0649	Accountant	35	54,073	- 74,031
0198	Accounting Specialist	40	60,585	- 82,946
0131	Administrative Assistant I	26	44,066	- 60,331
0133	Administrative Assistant II	28	46,116	- 63,138
0285	Administrative Assistant III	30	48,262	- 66,075
0654	Administrative Services Analyst	44	66,354	- 90,845
0171	Admissions/Records Clerk I	17	35,911	- 49,165
0172	Admissions/Records Clerk II	20	38,446	- 52,636
0173	Admissions/Records Clerk III	23	41,160	- 56,352
0145	Admissions/Records Evaluator I	24	42,107	- 57,648
0151	Admissions/Records Evaluator II	28	46,116	- 63,138
0163	Admissions/Records Evaluator/Degree Auditor	29	47,177	- 64,589
0819	Alternate Media Design Specialist	37	56,590	- 77,477
0634	Animal Health Instructional Technician	30	48,262	- 66,075
0798	Assessment Center Testing Coordinator	38	57,891	- 79,258
0602	Assistant Financial Aid Officer	35	54,073	- 74,031
0313	Assistant Technical Director - Visual & Performing Arts Center (VAPAC)	37	56,590	- 77,477
0701	Athletic Trainer	37	56,590	- 77,477
0742	Attendance Services Assistant	27	45,080	- 61,718
0185	Bookstore Assistant Manager	37	56,590	- 77,477
0182	Bookstore Clerk I	16	35,103	- 48,060
0186	Bookstore Clerk II	18	36,736	- 50,295
0184	Bookstore Stock Clerk	21	39,330	- 53,847
0869	Building Automation and Systems Integration Analyst	57	89,176	- 122,090
0804	Business Services Assistant	35	54,073	- 74,031
0183	Buyer - Bookstore I	21	39,330	- 53,847
0195	Buyer - Bookstore II	25	43,076	- 58,974
0126	Buyer I	21	39,330	- 53,847
0127	Buyer II	25	43,076	- 58,974
0128	Buyer III	29	47,177	- 64,589
0116	Child Development Center Associate Teacher	12	32,051	- 43,881
0810	Child Development Center Clerk	20	38,446	- 52,636
0199	Child Development Center Lead Teacher	35	54,073	- 74,031
0194	Child Development Center Teacher	26	44,066	- 60,331
0192	Child Development Services Analyst	38	57,891	- 79,258
0102	Clerk II	16	35,103	- 48,060
0103	Clerk III	20	38,446	- 52,636
0191	College Development Officer	35	54,073	- 74,031
0650	College Relations Specialist	38	57,891	- 79,258
0104	Community Services Clerk	22	40,235	- 55,085
0739	Computer Aided Drafting and Design Assistant	42	63,403	- 86,805
0803	Contract Education Program Developer	56	87,171	- 119,345
0123	Control Center Technician	22	40,235	- 55,085
0164	Cook/Baker	21	39,330	- 53,847
0169	Cosmetology Service Assistant	30	48,262	- 66,075
0109	Counseling Clerk I	17	35,911	- 49,165
0110	Counseling Clerk II	21	39,330	- 53,847
0744	Data Communications Security Specialist	61	97,667	- 133,716
0283	Digital Communications Specialist	44	66,354	- 90,845
0129	Disabled Student Programs and Services (DSP&S) Clerk	17	35,911	- 49,165
0282	District Financial Aid Specialist	40	60,585	- 82,946
0167	Educational Center Assistant	25	43,076	- 58,974
0108	Educational Center Clerk	22	40,235	- 55,085
0806	Educational Media Design Specialist	37	56,590	- 77,477
0646	Electronics Calibration and Repair Technician	38	57,891	- 79,258
0180	Employee Benefits Specialist	40	60,585	- 82,946
0175	Employee Benefits Technician	29	47,177	- 64,589
0287	Energy Management Controls Specialist	57	89,176	- 122,090

Job Code	Title	Range	Full Time Annual Salary	
0312	Event Services Specialist - Visual & Performing Arts Center (VAPAC)	36	55,317	- 75,734
0705	Facilities Planning & Engineering Specialist	56	87,171	- 119,345
0700	Facilities Planning Specialist	49	74,343	- 101,783
0138	Financial Aid Clerk I	17	35,911	- 49,165
0140	Financial Aid Clerk II	21	39,330	- 53,847
0604	Financial Aid Officer	38	57,891	- 79,258
0743	Fiscal Services Accounting Specialist	40	60,585	- 82,946
0161	Food Service Assistant I	10	30,626	- 41,930
0162	Food Service Assistant II	12	32,051	- 43,881
0165	Food Service Assistant Manager	24	42,107	- 57,648
0149	Grant Coordination Clerk	20	38,446	- 52,636
0236	Graphic Artist	28	46,116	- 63,138
0801	Graphic Designer	29	47,177	- 64,589
0168	Health Services Assistant	21	39,330	- 53,847
0718	Information Technology Business/Technical Analyst I	57	89,176	- 122,090
0723	Information Technology Business/Technical Analyst II	61	97,667	- 133,716
0748	Information Technology Network Administrator Analyst I	57	89,176	- 122,090
0749	Information Technology Network Administrator Analyst II	61	97,667	- 133,716
0726	Information Technology Specialist I	44	66,354	- 90,845
0729	Information Technology Specialist II	50	76,053	- 104,124
0745	Information Technology Systems/Database Administrator Analyst I	57	89,176	- 122,090
0746	Information Technology Systems/Database Administrator Analyst II	61	97,667	- 133,716
0242	Information Technology Cable Plant Assistant	50	76,053	- 104,124
0809	Information Technology Technician I	25	43,076	- 58,974
0152	Information Technology Technician II	31	49,372	- 67,595
0208	Instructional Assistant	28	46,116	- 63,138
0166	Instructional Services Assistant I	24	42,107	- 57,648
0808	Instructional Services Assistant II	27	45,080	- 61,718
0150	Interpreter/Transliterater I	28	46,116	- 63,138
0153	Interpreter/Transliterater II	32	50,508	- 69,150
0155	Interpreter/Transliterater III	36	55,317	- 75,734
0207	Laboratory Technician	28	46,116	- 63,138
0706	Lead Facilities Planning and Engineering Specialist	58	91,227	- 124,898
0741	Lead Instructional Assistant	30	48,262	- 66,075
0866	Lead Instructional Services Assistant	29	47,177	- 64,589
0600	Lead Laboratory Technician	30	48,262	- 66,075
0241	Lead Library Technician	28	46,116	- 63,138
0157	Lead Police Communication Dispatcher	25	43,076	- 58,974
0114	Library Technician	26	44,066	- 60,331
0105	Maintenance/Operations Clerk	22	40,235	- 55,085
0740	Marketing Specialist - Economic Development Center	50	76,053	- 104,124
0231	Media Systems/Resources Specialist	50	76,053	- 104,124
0200	Media Systems/Resources Technician I	32	50,508	- 69,150
0223	Media Systems/Resources Technician II	38	57,891	- 79,258
0115	Operations Technician	24	42,107	- 57,648
0618	Outreach Specialist	38	57,891	- 79,258
0660	Payroll Accountant	36	55,317	- 75,734
0146	Payroll Clerk I	23	41,160	- 56,352
0147	Payroll Clerk II	25	43,076	- 58,974
0652	Payroll Specialist	40	60,585	- 82,946
0179	Payroll Technician	29	47,177	- 64,589
0156	Police Communication Dispatcher	23	41,160	- 56,352
0702	Printing Assistant	35	54,073	- 74,031
0106	Printing Services Operator I	17	35,911	- 49,165
0107	Printing Services Operator II	20	38,446	- 52,636
0178	Printing Services Operator III	23	41,160	- 56,352
0802	Printing Technician	33	51,669	- 70,740
0812	Program Assistant - REBRAC	23	41,160	- 56,352
0197	Program Assistant - Tech Prep	23	41,160	- 56,352
0268	Programmer I	44	66,354	- 90,845
0269	Programmer II	50	76,053	- 104,124
0174	Public Relations Specialist	38	57,891	- 79,258
0640	Public Relations Technician	30	48,262	- 66,075
0633	Public Services Assistant	35	54,073	- 74,031
0807	Research Analyst	50	76,053	- 104,124
0639	Risk Management Specialist	40	60,585	- 82,946
0417	Sacramento Regional Public Safety Training Center (SRPSTC) Developer	56	87,171	- 119,345
0125	Senior Buyer/Contract Specialist	40	60,585	- 82,946

Job Code	Title	Range	Full Time Annual Salary	
0735	Senior Information Technology Business/Technical Analyst	64	104,563	- 143,156
0750	Senior Information Technology Network Administrator Analyst	64	104,563	- 143,156
0196	Senior Information Technology Specialist	57	89,176	- 122,090
0747	Senior Information Technology Systems/Database Administrator Analyst	64	104,563	- 143,156
0731	Senior Information Technology Technician	38	57,891	- 79,258
0276	Senior Programmer	57	89,176	- 122,090
0158	Staff Resources Center Assistant	28	46,116	- 63,138
0641	Student Affairs Specialist	44	66,354	- 90,845
0124	Student Personnel Assistant	28	46,116	- 63,138
0683	Student Success & Support Program (SSSP) Specialist	38	57,891	- 79,258
0707	TANF/CalWORKs Specialist	38	57,891	- 79,258
0271	Telecommunications System Coordinator	57	89,176	- 122,090
0272	Telecommunications System Designer	57	89,176	- 122,090
0234	Theatre Technician	28	46,116	- 63,138
0281	Ticket Office/Customer Relations Assistant-Visual & Performing Arts Center	28	46,116	- 63,138
0630	Tutorial Services Assistant	35	54,073	- 74,031
0130	Web & Media Design Specialist	44	66,354	- 90,845

The max salary amounts in range include the 10, 15, 20 and 25-year longevity increments.

Retroactive to July 1, 2017

Board Approved:

Los Rios Community College District

2017-18 Final

LRCEA Classified

Monthly Salary Schedule

Includes a one-time-only salary improvement of 4%

Range	Hourly	Monthly		Step 3	Step 4	Step 5	Step 6	L1 *	L2**	L3***	L4****
	Step 1	Step 1	Step 2								
10	14.72	2,552.19	2,654.27	2,760.44	2,870.85	2,985.68	3,105.11	3,229.32	3,358.49	3,425.66	3,494.17
11	15.06	2,610.89	2,715.33	2,823.94	2,936.91	3,054.38	3,176.56	3,303.61	3,435.76	3,504.47	3,574.57
12	15.41	2,670.94	2,777.78	2,888.89	3,004.44	3,124.62	3,249.60	3,379.59	3,514.77	3,585.07	3,656.77
13	15.76	2,732.36	2,841.65	2,955.32	3,073.53	3,196.47	3,324.34	3,457.31	3,595.60	3,667.52	3,740.87
14	16.13	2,795.19	2,906.99	3,023.27	3,144.21	3,269.97	3,400.76	3,536.79	3,678.26	3,751.82	3,826.87
15	16.50	2,859.48	2,973.86	3,092.82	3,216.54	3,345.21	3,479.01	3,618.18	3,762.90	3,838.16	3,914.92
16	16.88	2,925.26	3,042.27	3,163.96	3,290.51	3,422.14	3,559.03	3,701.39	3,849.45	3,926.44	4,004.96
17	17.26	2,992.55	3,112.25	3,236.75	3,366.22	3,500.87	3,640.90	3,786.54	3,938.01	4,016.76	4,097.10
18	17.66	3,061.36	3,183.81	3,311.17	3,443.61	3,581.36	3,724.61	3,873.59	4,028.53	4,109.10	4,191.29
19	18.07	3,131.77	3,257.04	3,387.32	3,522.82	3,663.73	3,810.28	3,962.69	4,121.20	4,203.63	4,287.69
20	18.48	3,203.82	3,331.97	3,465.25	3,603.85	3,748.00	3,897.92	4,053.84	4,215.99	4,300.31	4,386.32
21	18.91	3,277.51	3,408.61	3,544.96	3,686.75	3,834.22	3,987.59	4,147.09	4,312.98	4,399.23	4,487.22
22	19.34	3,352.88	3,487.00	3,626.48	3,771.53	3,922.39	4,079.29	4,242.47	4,412.17	4,500.41	4,590.42
23	19.79	3,430.02	3,567.22	3,709.91	3,858.31	4,012.64	4,173.14	4,340.07	4,513.66	4,603.94	4,696.02
24	20.24	3,508.91	3,649.26	3,795.23	3,947.04	4,104.92	4,269.12	4,439.88	4,617.48	4,709.83	4,804.03
25	20.71	3,589.63	3,733.21	3,882.55	4,037.85	4,199.36	4,367.33	4,542.02	4,723.70	4,818.18	4,914.54
26	21.19	3,672.18	3,819.07	3,971.84	4,130.72	4,295.95	4,467.79	4,646.50	4,832.36	4,929.01	5,027.59
27	21.67	3,756.63	3,906.89	4,063.17	4,225.70	4,394.73	4,570.53	4,753.34	4,943.48	5,042.35	5,143.20
28	22.17	3,843.04	3,996.76	4,156.63	4,322.90	4,495.82	4,675.65	4,862.68	5,057.19	5,158.34	5,261.49
29	22.68	3,931.41	4,088.66	4,252.21	4,422.30	4,599.18	4,783.14	4,974.47	5,173.45	5,276.92	5,382.45
30	23.20	4,021.82	4,182.69	4,349.99	4,523.98	4,704.95	4,893.15	5,088.87	5,292.43	5,398.27	5,506.24
31	23.74	4,114.33	4,278.91	4,450.07	4,628.07	4,813.19	5,005.71	5,205.94	5,414.18	5,522.46	5,632.91
32	24.28	4,208.97	4,377.34	4,552.44	4,734.53	4,923.92	5,120.87	5,325.70	5,538.73	5,649.50	5,762.50
33	24.84	4,305.78	4,478.01	4,657.14	4,843.41	5,037.15	5,238.63	5,448.18	5,666.10	5,779.43	5,895.01
34	25.41	4,404.81	4,581.00	4,764.23	4,954.81	5,153.00	5,359.12	5,573.48	5,796.42	5,912.35	6,030.60
35	26.00	4,506.11	4,686.35	4,873.80	5,068.75	5,271.50	5,482.36	5,701.66	5,929.72	6,048.31	6,169.28
36	26.59	4,609.76	4,794.15	4,985.90	5,185.34	5,392.75	5,608.46	5,832.80	6,066.12	6,187.44	6,311.18
37	27.21	4,715.80	4,904.43	5,100.61	5,304.64	5,516.82	5,737.50	5,966.99	6,205.67	6,329.79	6,456.38
38	27.83	4,824.23	5,017.21	5,217.89	5,426.61	5,643.67	5,869.42	6,104.19	6,348.36	6,475.32	6,604.84
39	28.47	4,935.20	5,132.61	5,337.92	5,551.43	5,773.49	6,004.43	6,244.61	6,494.39	6,624.28	6,756.76
40	29.13	5,048.72	5,250.67	5,460.69	5,679.12	5,906.28	6,142.54	6,388.25	6,643.78	6,776.65	6,912.18
41	29.80	5,164.82	5,371.41	5,586.27	5,809.72	6,042.11	6,283.79	6,535.14	6,796.55	6,932.48	7,071.13
42	30.48	5,283.59	5,494.94	5,714.74	5,943.34	6,181.07	6,428.31	6,685.44	6,952.86	7,091.92	7,233.76
43	31.18	5,405.13	5,621.33	5,846.19	6,080.03	6,323.23	6,576.16	6,839.20	7,112.77	7,255.03	7,400.13
44	31.90	5,529.47	5,750.65	5,980.68	6,219.91	6,468.71	6,727.46	6,996.55	7,276.42	7,421.95	7,570.39
45	32.63	5,656.63	5,882.89	6,118.21	6,362.93	6,617.44	6,882.13	7,157.42	7,443.73	7,592.60	7,744.44
46	33.39	5,786.74	6,018.21	6,258.94	6,509.29	6,769.66	7,040.45	7,322.07	7,614.95	7,767.25	7,922.60
47	34.15	5,919.82	6,156.61	6,402.87	6,658.99	6,925.35	7,202.37	7,490.46	7,790.08	7,945.88	8,104.80
48	34.94	6,055.99	6,298.23	6,550.16	6,812.17	7,084.66	7,368.05	7,662.78	7,969.29	8,128.67	8,291.24
49	35.74	6,195.27	6,443.09	6,700.82	6,968.85	7,247.60	7,537.51	7,839.01	8,152.56	8,315.61	8,481.93
50	36.56	6,337.76	6,591.28	6,854.92	7,129.12	7,414.29	7,710.86	8,019.29	8,340.06	8,506.86	8,677.01
51	37.41	6,483.54	6,742.88	7,012.59	7,293.10	7,584.82	7,888.22	8,203.76	8,531.91	8,702.55	8,876.59
52	38.27	6,632.66	6,897.96	7,173.88	7,460.84	7,759.28	8,069.65	8,392.44	8,728.14	8,902.70	9,080.75
53	39.15	6,785.21	7,056.61	7,338.88	7,632.44	7,937.74	8,255.25	8,585.47	8,928.89	9,107.46	9,289.61
54	40.05	6,941.27	7,218.92	7,507.67	7,807.98	8,120.31	8,445.13	8,782.93	9,134.25	9,316.93	9,503.27
55	40.97	7,100.92	7,384.95	7,680.35	7,987.57	8,307.07	8,639.36	8,984.94	9,344.33	9,531.22	9,721.85
56	41.91	7,264.24	7,554.81	7,856.99	8,171.28	8,498.14	8,838.07	9,191.59	9,559.25	9,750.44	9,945.45
57	42.87	7,431.32	7,728.57	8,037.71	8,359.22	8,693.59	9,041.34	9,403.00	9,779.12	9,974.70	10,174.19
58	43.86	7,602.24	7,906.32	8,222.57	8,551.48	8,893.55	9,249.29	9,619.27	10,004.04	10,204.12	10,408.20
59	44.87	7,777.09	8,088.17	8,411.69	8,748.17	9,098.10	9,462.03	9,840.51	10,234.13	10,438.81	10,647.59
60	45.90	7,955.96	8,274.20	8,605.16	8,949.37	9,307.35	9,679.66	10,066.84	10,469.52	10,678.91	10,892.48
61	46.96	8,138.95	8,464.50	8,803.08	9,155.21	9,521.42	9,902.29	10,298.38	10,710.31	10,924.52	11,143.01
62	48.04	8,326.15	8,659.19	9,005.55	9,365.78	9,740.42	10,130.04	10,535.24	10,956.65	11,175.78	11,399.30
63	49.14	8,517.65	8,858.35	9,212.68	9,581.19	9,964.45	10,363.03	10,777.55	11,208.65	11,432.83	11,661.48
64	50.27	8,713.55	9,062.09	9,424.57	9,801.56	10,193.63	10,601.38	11,025.44	11,466.45	11,695.78	11,929.70
65	51.43	8,913.97	9,270.52	9,641.33	10,027.00	10,428.08	10,845.21	11,279.02	11,730.18	11,964.78	12,204.08

* A longevity step can only be attained after ten (10) full years of satisfactory service with the District.

** An additional longevity increment of 4% (8.16%) will be paid to members of the bargaining unit after (15) full years of service with the District.

*** An additional longevity increment of 2% (10.323%) will be paid to members of the bargaining unit after (20) full years of service with the District.

****An additional longevity increment of 2% (12.53%) will be paid to members of the bargaining unit after (25) full years of service with the District.

Longevity increments 2, 3 and 4 are based on current step placement plus any previously earned longevity (rate compounded).

Retrospective to July 1, 2017

Board Approved:

Los Rios Community College District

2017-18 Final

LRCEA Classified

Annual Salary Schedule

Includes a one-time-only salary improvement of 4%

Range	Step 1	Step 2	Step 3	Step 4	Step 5	Step 6	L1 *	L2**	L3***	L4****
10	30,626	31,851	33,125	34,450	35,828	37,261	38,752	40,302	41,108	41,930
11	31,331	32,584	33,887	35,243	36,653	38,119	39,643	41,229	42,054	42,895
12	32,051	33,333	34,667	36,053	37,495	38,995	40,555	42,177	43,021	43,881
13	32,788	34,100	35,464	36,882	38,358	39,892	41,488	43,147	44,010	44,890
14	33,542	34,884	36,279	37,730	39,240	40,809	42,441	44,139	45,022	45,922
15	34,314	35,686	37,114	38,599	40,143	41,748	43,418	45,155	46,058	46,979
16	35,103	36,507	37,968	39,486	41,066	42,708	44,417	46,193	47,117	48,060
17	35,911	37,347	38,841	40,395	42,010	43,691	45,439	47,256	48,201	49,165
18	36,736	38,206	39,734	41,323	42,976	44,695	46,483	48,342	49,309	50,295
19	37,581	39,085	40,648	42,274	43,965	45,723	47,552	49,454	50,444	51,452
20	38,446	39,984	41,583	43,246	44,976	46,775	48,646	50,592	51,604	52,636
21	39,330	40,903	42,539	44,241	46,011	47,851	49,765	51,756	52,791	53,847
22	40,235	41,844	43,518	45,258	47,069	48,952	50,910	52,946	54,005	55,085
23	41,160	42,807	44,519	46,300	48,152	50,078	52,081	54,164	55,247	56,352
24	42,107	43,791	45,543	47,365	49,259	51,229	53,279	55,410	56,518	57,648
25	43,076	44,799	46,591	48,454	50,392	52,408	54,504	56,684	57,818	58,974
26	44,066	45,829	47,662	49,569	51,551	53,613	55,758	57,988	59,148	60,331
27	45,080	46,883	48,758	50,708	52,737	54,846	57,040	59,322	60,508	61,718
28	46,116	47,961	49,880	51,875	53,950	56,108	58,352	60,686	61,900	63,138
29	47,177	49,064	51,027	53,068	55,190	57,398	59,694	62,081	63,323	64,589
30	48,262	50,192	52,200	54,288	56,459	58,718	61,066	63,509	64,779	66,075
31	49,372	51,347	53,401	55,537	57,758	60,069	62,471	64,970	66,270	67,595
32	50,508	52,528	54,629	56,814	59,087	61,450	63,908	66,465	67,794	69,150
33	51,669	53,736	55,886	58,121	60,446	62,864	65,378	67,993	69,353	70,740
34	52,858	54,972	57,171	59,458	61,836	64,309	66,882	69,557	70,948	72,367
35	54,073	56,236	58,486	60,825	63,258	65,788	68,420	71,157	72,580	74,031
36	55,317	57,530	59,831	62,224	64,713	67,302	69,994	72,793	74,249	75,734
37	56,590	58,853	61,207	63,656	66,202	68,850	71,604	74,468	75,957	77,477
38	57,891	60,206	62,615	65,119	67,724	70,433	73,250	76,180	77,704	79,258
39	59,222	61,591	64,055	66,617	69,282	72,053	74,935	77,933	79,491	81,081
40	60,585	63,008	65,528	68,149	70,875	73,710	76,659	79,725	81,320	82,946
41	61,978	64,457	67,035	69,717	72,505	75,405	78,422	81,559	83,190	84,854
42	63,403	65,939	68,577	71,320	74,173	77,140	80,225	83,434	85,103	86,805
43	64,862	67,456	70,154	72,960	75,879	78,914	82,070	85,353	87,060	88,802
44	66,354	69,008	71,768	74,639	77,624	80,729	83,959	87,317	89,063	90,845
45	67,880	70,595	73,418	76,355	79,409	82,586	85,889	89,325	91,111	92,933
46	69,441	72,219	75,107	78,111	81,236	84,485	87,865	91,379	93,207	95,071
47	71,038	73,879	76,834	79,908	83,104	86,428	89,886	93,481	95,351	97,258
48	72,672	75,579	78,602	81,746	85,016	88,417	91,953	95,631	97,544	99,495
49	74,343	77,317	80,410	83,626	86,971	90,450	94,068	97,831	99,787	101,783
50	76,053	79,095	82,259	85,549	88,972	92,530	96,231	100,081	102,082	104,124
51	77,802	80,915	84,151	87,517	91,018	94,659	98,445	102,383	104,431	106,519
52	79,592	82,776	86,087	89,530	93,111	96,836	100,709	104,738	106,832	108,969
53	81,423	84,679	88,067	91,589	95,253	99,063	103,026	107,147	109,290	111,475
54	83,295	86,627	90,092	93,696	97,444	101,342	105,395	109,611	111,803	114,039
55	85,211	88,619	92,164	95,851	99,685	103,672	107,819	112,132	114,375	116,662
56	87,171	90,658	94,284	98,055	101,978	106,057	110,299	114,711	117,005	119,345
57	89,176	92,743	96,452	100,311	104,323	108,496	112,836	117,349	119,696	122,090
58	91,227	94,876	98,671	102,618	106,723	110,992	115,431	120,048	122,449	124,898
59	93,325	97,058	100,940	104,978	109,177	113,544	118,086	122,810	125,266	127,771
60	95,472	99,290	103,262	107,392	111,688	116,156	120,802	125,634	128,147	130,710
61	97,667	101,574	105,637	109,863	114,257	118,827	123,581	128,524	131,094	133,716
62	99,914	103,910	108,067	112,389	116,885	121,560	126,423	131,480	134,109	136,792
63	102,212	106,300	110,552	114,974	119,573	124,356	129,331	134,504	137,194	139,938
64	104,563	108,745	113,095	117,619	122,324	127,217	132,305	137,597	140,349	143,156
65	106,968	111,246	115,696	120,324	125,137	130,143	135,348	140,762	143,577	146,449

* A longevity step can only be attained after ten (10) full years of satisfactory service with the District.

** An additional longevity increment of 4% (8.16%) will be paid to members of the bargaining unit after (15) full years of service with the District.

*** An additional longevity increment of 2% (10.323%) will be paid to members of the bargaining unit after (20) full years of service with the District.

****An additional longevity increment of 2% (12.53%) will be paid to members of the bargaining unit after (25) full years of service with the District.

Longevity increments 2, 3 and 4 are based on current step placement plus any previously earned longevity (rate compounded).

**Los Rios Community College District
2018-19 Interim**

Salary Ranges for LRSA Supervisory Positions*

Job Code	Title	Range	Full Time Annual Salary	
908	Accounting Operations Supervisor	22V	68,617	- 92,137
636	Admissions & Records Supervisor	24V	74,216	- 99,655
288	Bookstore Supervisor	19V	61,001	- 81,910
901	Business Services Supervisor	26V	80,273	- 107,787
656	Campus Operations Supervisor	22V	68,617	- 92,137
637	Child Development Center Supervisor	20V	63,441	- 85,186
912	College IT Systems Supervisor	32V	101,570	- 136,385
631	Community Services Supervisor	22V	68,617	- 92,137
905	Counseling Supervisor	20V	63,441	- 85,186
603	Custodial Supervisor	17V	56,398	- 75,730
902	Custodial/Receiving Supervisor	20V	63,441	- 85,186
613	Educational Center Supervisor	20V	63,441	- 85,186
651	Employee Benefits Supervisor	24V	74,216	- 99,655
615	Facilities Maintenance - Electrical Systems Supervisor	24V	74,216	- 99,655
601	Facilities Maintenance - Grounds Supervisor	24V	74,216	- 99,655
609	Facilities Maintenance - Heating/Ventilation/Air Conditioning (HVAC)/Plumbing Supervisor	24V	74,216	- 99,655
617	Facilities Maintenance - Structures Supervisor	24V	74,216	- 99,655
616	Facilities Maintenance Supervisor	24V	74,216	- 99,655
642	Facilities Maintenance - Transportation Supervisor	24V	74,216	- 99,655
622	Facilities Management Operations Supervisor	18V	58,654	- 78,759
923	Facilities Projects Supervisor	29V	90,296	- 121,246
611	Financial Aid Supervisor	24V	74,216	- 99,655
657	Fiscal Services Supervisor	26V	80,273	- 107,787
605	Food Services Manager	19V	61,001	- 81,910
624	General Accounting Supervisor	26V	80,273	- 107,787
910	General Services Supervisor, Risk Management	22V	68,617	- 92,137
289	Hospitality Management - Culinary Supervisor	20V	63,441	- 85,186
911	Instructional Computer Laboratory Supervisor	22V	68,617	- 92,137
913	Instructional Science Laboratory Supervisor	22V	68,617	- 92,137
612	IT Application Systems Supervisor	33V	105,633	- 141,841
684	IT Technical Services Supervisor	33V	105,633	- 141,841
619	Media Resources Supervisor	24V	74,216	- 99,655
623	Payroll Supervisor	26V	80,273	- 107,787
240	Police Sergeant	23V	71,362	- 95,823
900	Printing Services Supervisor	19V	61,001	- 81,910
628	Purchasing Supervisor	22V	68,617	- 92,137
909	SRPSTC Office Supervisor	21V	65,978	- 88,593
682	Student Life Supervisor	20V	63,441	- 85,186
681	Student Services Supervisor	20V	63,441	- 85,186
643	Technical Director - Harris Center for the Arts	22V	68,617	- 92,137
903	Ticket Office Supervisor - Visual & Performing Arts Center	19V	61,001	- 81,910

The max salary amount in range includes the 10, 15, 20 and 25-year longevity increments.

*Exempt positions--not entitled to overtime.

Effective: July 1, 2018

Board Approved -

**Los Rios Community College District
2018-19 Interim**

**LRSA Classified Supervisor
Monthly Salary Schedule**

Range	Hourly Step 1	Monthly Step 1	Step 2	Step 3	Step 4	Step 5	Step 6	L1*	L2**	L3***	L4****
16V	26.07	4,519.11	4,699.87	4,887.86	5,083.38	5,286.71	5,392.45	5,608.15	5,832.47	5,949.12	6,068.11
17V	27.11	4,699.87	4,887.86	5,083.38	5,286.71	5,498.18	5,608.15	5,832.47	6,065.77	6,187.09	6,310.83
18V	28.20	4,887.86	5,083.38	5,286.71	5,498.18	5,718.11	5,832.47	6,065.77	6,308.40	6,434.57	6,563.26
19V	29.33	5,083.38	5,286.71	5,498.18	5,718.11	5,946.83	6,065.77	6,308.40	6,560.74	6,691.95	6,825.79
20V	30.50	5,286.71	5,498.18	5,718.11	5,946.83	6,184.71	6,308.40	6,560.74	6,823.17	6,959.64	7,098.82
21V	31.72	5,498.18	5,718.11	5,946.83	6,184.71	6,432.10	6,560.74	6,823.17	7,096.10	7,238.02	7,382.78
22V	32.99	5,718.11	5,946.83	6,184.71	6,432.10	6,689.38	6,823.17	7,096.10	7,379.94	7,527.54	7,678.09
23V	34.31	5,946.83	6,184.71	6,432.10	6,689.38	6,956.96	7,096.09	7,379.94	7,675.14	7,828.64	7,985.21
24V	35.68	6,184.71	6,432.10	6,689.38	6,956.96	7,235.23	7,379.94	7,675.14	7,982.14	8,141.78	8,304.62
25V	37.11	6,432.10	6,689.38	6,956.96	7,235.23	7,524.64	7,675.14	7,982.14	8,301.43	8,467.46	8,636.81
26V	38.59	6,689.38	6,956.96	7,235.23	7,524.64	7,825.63	7,982.14	8,301.43	8,633.48	8,806.15	8,982.28
27V	40.14	6,956.96	7,235.23	7,524.64	7,825.63	8,138.65	8,301.43	8,633.48	8,978.82	9,158.40	9,341.57
28V	41.74	7,235.23	7,524.64	7,825.63	8,138.65	8,464.20	8,633.48	8,978.82	9,337.98	9,524.74	9,715.23
29V	43.41	7,524.64	7,825.63	8,138.65	8,464.20	8,802.77	8,978.82	9,337.98	9,711.50	9,905.73	10,103.84
30V	45.15	7,825.63	8,138.65	8,464.20	8,802.77	9,154.88	9,337.98	9,711.50	10,099.96	10,301.96	10,507.99
31V	46.95	8,138.65	8,464.20	8,802.77	9,154.88	9,521.07	9,711.50	10,099.96	10,503.95	10,714.03	10,928.31
32V	48.83	8,464.20	8,802.77	9,154.88	9,521.07	9,901.92	10,099.96	10,503.95	10,924.11	11,142.59	11,365.45
33V	50.79	8,802.77	9,154.88	9,521.07	9,901.92	10,297.99	10,503.95	10,924.11	11,361.08	11,588.30	11,820.06

* A longevity step of 4% can only be attained after ten (10) full years of satisfactory service with the District. In instances when an employee is not on Step 5 upon reaching ten (10) full years with the District, a longevity step will be given not to exceed the equivalent of a one-step increment.

** An additional longevity increment of 4% (8.16%) will be granted after fifteen (15) full years of service with the District.

*** An additional longevity increment of 2% (10.323%) will be granted after twenty (20) full years of service with the District.

**** An additional longevity increment of 2% (12.53%) will be granted after twenty-five (25) full years of service with the District.

Longevity increments 2, 3 and 4 are based on current step placement plus any previously earned longevity (rate compounded).

Effective: July 1, 2018

Board Approved -

**Los Rios Community College District
2018-19 Interim**

**LRSA Classified Supervisor
Annual Salary Schedule**

Range	Step 1	Step 2	Step 3	Step 4	Step 5	Step 6	L1*	L2**	L3***	L4****
16V	54,229	56,398	58,654	61,001	63,441	64,709	67,298	69,990	71,389	72,817
17V	56,398	58,654	61,001	63,441	65,978	67,298	69,990	72,789	74,245	75,730
18V	58,654	61,001	63,441	65,978	68,617	69,990	72,789	75,701	77,215	78,759
19V	61,001	63,441	65,978	68,617	71,362	72,789	75,701	78,729	80,303	81,910
20V	63,441	65,978	68,617	71,362	74,216	75,701	78,729	81,878	83,516	85,186
21V	65,978	68,617	71,362	74,216	77,185	78,729	81,878	85,153	86,856	88,593
22V	68,617	71,362	74,216	77,185	80,273	81,878	85,153	88,559	90,330	92,137
23V	71,362	74,216	77,185	80,273	83,483	85,153	88,559	92,102	93,944	95,823
24V	74,216	77,185	80,273	83,483	86,823	88,559	92,102	95,786	97,701	99,655
25V	77,185	80,273	83,483	86,823	90,296	92,102	95,786	99,617	101,609	103,642
26V	80,273	83,483	86,823	90,296	93,908	95,786	99,617	103,602	105,674	107,787
27V	83,483	86,823	90,296	93,908	97,664	99,617	103,602	107,746	109,901	112,099
28V	86,823	90,296	93,908	97,664	101,570	103,602	107,746	112,056	114,297	116,583
29V	90,296	93,908	97,664	101,570	105,633	107,746	112,056	116,538	118,869	121,246
30V	93,908	97,664	101,570	105,633	109,859	112,056	116,538	121,199	123,623	126,096
31V	97,664	101,570	105,633	109,859	114,253	116,538	121,199	126,047	128,568	131,140
32V	101,570	105,633	109,859	114,253	118,823	121,199	126,047	131,089	133,711	136,385
33V	105,633	109,859	114,253	118,823	123,576	126,047	131,089	136,333	139,060	141,841

* A longevity step of 4% can only be attained after ten (10) full years of satisfactory service with the District. In instances when an employee is not on Step 5 upon reaching ten (10) full years with the District, a longevity step will be given not to exceed the equivalent of a one-step increment.

** An additional longevity increment of 4% (8.16%) will be granted after fifteen (15) full years of service with the District.

*** An additional longevity increment of 2% (10.323%) will be granted after twenty (20) full years of service with the District.

**** An additional longevity increment of 2% (12.53%) will be granted after twenty-five (25) full years of service with the District.

Longevity increments 2, 3 and 4 are based on current step placement plus any previously earned longevity (rate compounded).

Effective: July 1, 2018

Board Approved -

**Los Rios Community College District
2017-18 Final**

Salary Ranges for LRSA Supervisory Positions*

Includes a one-time-only improvement of 4%

Job Code	Title	Range	Full Time		
			Annual Salary		
908	Accounting Operations Supervisor	22V	71,362	-	93,944
636	Admissions & Records Supervisor	24V	77,185	-	101,609
288	Bookstore Supervisor	19V	63,441	-	83,516
901	Business Services Supervisor	26V	83,483	-	109,901
656	Campus Operations Supervisor	22V	71,362	-	93,944
637	Child Development Center Supervisor	20V	65,978	-	86,856
912	College IT Systems Supervisor	32V	105,633	-	139,060
631	Community Services Supervisor	22V	71,362	-	93,944
905	Counseling Supervisor	20V	65,978	-	86,856
603	Custodial Supervisor	17V	58,654	-	77,215
902	Custodial/Receiving Supervisor	20V	65,978	-	86,856
613	Educational Center Supervisor	20V	65,978	-	86,856
651	Employee Benefits Supervisor	24V	77,185	-	101,609
615	Facilities Maintenance - Electrical Systems Supervisor	24V	77,185	-	101,609
601	Facilities Maintenance - Grounds Supervisor	24V	77,185	-	101,609
609	Facilities Maintenance - Heating/Ventilation/Air Conditioning (HVAC)/Plumbing Supervisor	24V	77,185	-	101,609
617	Facilities Maintenance - Structures Supervisor	24V	77,185	-	101,609
616	Facilities Maintenance Supervisor	24V	77,185	-	101,609
642	Facilities Maintenance - Transportation Supervisor	24V	77,185	-	101,609
622	Facilities Management Operations Supervisor	18V	61,001	-	80,303
923	Facilities Projects Supervisor	29V	93,908	-	123,623
611	Financial Aid Supervisor	24V	77,185	-	101,609
657	Fiscal Services Supervisor	26V	83,483	-	109,901
605	Food Service Manager	19V	63,441	-	83,516
624	General Accounting Supervisor	26V	83,483	-	109,901
910	General Services Supervisor, Risk Management	22V	71,362	-	93,944
289	Hospitality Management - Culinary Supervisor	20V	65,978	-	86,856
911	Instructional Computer Laboratory Supervisor	22V	71,362	-	93,944
913	Instructional Science Laboratory Supervisor	22V	71,362	-	93,944
612	IT Application Systems Supervisor	33V	109,859	-	144,622
684	IT Technical Services Supervisor	33V	109,859	-	144,622
619	Media Resources Supervisor	24V	77,185	-	101,609
623	Payroll Supervisor	26V	83,483	-	109,901
240	Police Sergeant	23V	74,216	-	97,701
900	Printing Services Supervisor	19V	63,441	-	83,516
628	Purchasing Supervisor	22V	71,362	-	93,944
909	SRPSTC Office Supervisor	21V	68,617	-	90,330
682	Student Life Supervisor	20V	65,978	-	86,856
681	Student Services Supervisor	20V	65,978	-	86,856
643	Technical Director - Harris Center for the Arts	22V	71,362	-	93,944
903	Ticket Office Supervisor - Visual & Performing Arts Center	19V	63,441	-	83,516

The max salary amount in range includes the 10, 15, 20 and 25-year longevity increments.
*Exempt positions--not entitled to overtime

Retroactive to July 1, 2017
Board Approved -

Los Rios Community College District
2017-18 Final
LRSA Classified Supervisor
Monthly Salary Schedule

Includes a one-time-only improvement of 4%

Range	Hourly Step 1	Monthly Step 1	Step 2	Step 3	Step 4	Step 5	L1*	L2**	L3***	L4****
16V	27.11	4,699.87	4,887.86	5,083.38	5,286.71	5,498.18	5,718.11	5,946.84	6,065.77	6,187.09
17V	28.20	4,887.86	5,083.38	5,286.71	5,498.18	5,718.11	5,946.84	6,184.71	6,308.40	6,434.57
18V	29.33	5,083.38	5,286.71	5,498.18	5,718.11	5,946.83	6,184.71	6,432.10	6,560.74	6,691.95
19V	30.50	5,286.71	5,498.18	5,718.11	5,946.83	6,184.71	6,432.10	6,689.38	6,823.17	6,959.63
20V	31.72	5,498.18	5,718.11	5,946.83	6,184.71	6,432.10	6,689.38	6,956.96	7,096.10	7,238.02
21V	32.99	5,718.11	5,946.83	6,184.71	6,432.10	6,689.38	6,956.96	7,235.23	7,379.94	7,527.54
22V	34.31	5,946.83	6,184.71	6,432.10	6,689.38	6,956.96	7,235.23	7,524.64	7,675.14	7,828.64
23V	35.68	6,184.71	6,432.10	6,689.38	6,956.96	7,235.23	7,524.64	7,825.63	7,982.14	8,141.78
24V	37.11	6,432.10	6,689.38	6,956.96	7,235.23	7,524.64	7,825.63	8,138.65	8,301.43	8,467.46
25V	38.59	6,689.38	6,956.96	7,235.23	7,524.64	7,825.63	8,138.65	8,464.20	8,633.48	8,806.15
26V	40.14	6,956.96	7,235.23	7,524.64	7,825.63	8,138.65	8,464.20	8,802.77	8,978.82	9,158.40
27V	41.74	7,235.23	7,524.64	7,825.63	8,138.65	8,464.20	8,802.77	9,154.88	9,337.98	9,524.74
28V	43.41	7,524.64	7,825.63	8,138.65	8,464.20	8,802.77	9,154.88	9,521.07	9,711.50	9,905.73
29V	45.15	7,825.63	8,138.65	8,464.20	8,802.77	9,154.88	9,521.07	9,901.92	10,099.96	10,301.96
30V	46.95	8,138.65	8,464.20	8,802.77	9,154.88	9,521.07	9,901.92	10,297.99	10,503.95	10,714.03
31V	48.83	8,464.20	8,802.77	9,154.88	9,521.07	9,901.92	10,297.99	10,709.91	10,924.11	11,142.59
32V	50.79	8,802.77	9,154.88	9,521.07	9,901.92	10,297.99	10,709.91	11,138.31	11,361.08	11,588.30
33V	52.82	9,154.88	9,521.07	9,901.92	10,297.99	10,709.91	11,138.31	11,583.84	11,815.52	12,051.83

* A longevity step of 4% can only be attained after ten (10) full years of satisfactory service with the District. In instances when an employee is not on Step 5 upon reaching ten (10) full years with the District, a longevity step will be given not to exceed the equivalent of a one-step increment.

** An additional longevity increment of 4% (8.16%) will be granted after fifteen (15) full years of service with the District.

*** An additional longevity increment of 2% (10.323%) will be granted after twenty (20) full years of service with the District.

**** An additional longevity increment of 2% (12.53%) will be granted after twenty-five (25) full years of service with the District.

Longevity increments 2, 3 and 4 are based on current step placement plus any previously earned longevity (rate compounded).

Retroactive to July 1, 2017

Board Approved -

Los Rios Community College District
2017-18 Final
LRSA Classified Supervisor
Annual Salary Schedule

Includes a one-time-only improvement of 4%

Range	Step 1	Step 2	Step 3	Step 4	Step 5	L1*	L2**	L3***	L4****
16V	56,398	58,654	61,001	63,441	65,978	68,617	71,362	72,789	74,245
17V	58,654	61,001	63,441	65,978	68,617	71,362	74,216	75,701	77,215
18V	61,001	63,441	65,978	68,617	71,362	74,216	77,185	78,729	80,303
19V	63,441	65,978	68,617	71,362	74,216	77,185	80,273	81,878	83,516
20V	65,978	68,617	71,362	74,216	77,185	80,273	83,483	85,153	86,856
21V	68,617	71,362	74,216	77,185	80,273	83,483	86,823	88,559	90,330
22V	71,362	74,216	77,185	80,273	83,483	86,823	90,296	92,102	93,944
23V	74,216	77,185	80,273	83,483	86,823	90,296	93,908	95,786	97,701
24V	77,185	80,273	83,483	86,823	90,296	93,908	97,664	99,617	101,609
25V	80,273	83,483	86,823	90,296	93,908	97,664	101,570	103,602	105,674
26V	83,483	86,823	90,296	93,908	97,664	101,570	105,633	107,746	109,901
27V	86,823	90,296	93,908	97,664	101,570	105,633	109,859	112,056	114,297
28V	90,296	93,908	97,664	101,570	105,633	109,859	114,253	116,538	118,869
29V	93,908	97,664	101,570	105,633	109,859	114,253	118,823	121,199	123,623
30V	97,664	101,570	105,633	109,859	114,253	118,823	123,576	126,047	128,568
31V	101,570	105,633	109,859	114,253	118,823	123,576	128,519	131,089	133,711
32V	105,633	109,859	114,253	118,823	123,576	128,519	133,660	136,333	139,060
33V	109,859	114,253	118,823	123,576	128,519	133,660	139,006	141,786	144,622

* A longevity step of 4% can only be attained after ten (10) full years of satisfactory service with the District. In instances when an employee is not on Step 5 upon reaching ten (10) full years with the District, a longevity step will be given not to exceed the equivalent of a one-step increment.

** An additional longevity increment of 4% (8.16%) will be granted after fifteen (15) full years of service with the District.

*** An additional longevity increment of 2% (10.323%) will be granted after twenty (20) full years of service with the District.

**** An additional longevity increment of 2% (12.53%) will be granted after twenty-five (25) full years of service with the District.

Longevity increments 2, 3 and 4 are based on current step placement plus any previously earned longevity (rate compounded).

Retroactive to July 1, 2017

Board Approved -

**Los Rios Community College District
2018-19 Interim
Salary Ranges for SEIU Classified Positions**

Job Code	Titles	Range	Annual Salary	
850	College Receiving Clerk/Storekeeper	24	41,970	- 63,473
210	College Safety Officer	27	44,702	- 67,756
206	Custodian	21	39,410	- 59,461
230	Environmental Systems Technician	37	55,438	- 84,590
256	Equipment Mechanic I	35	53,078	- 80,886
253	Equipment Mechanic II	39	57,918	- 88,475
221	Grounds Irrigation Specialist/Groundskeeper	31	48,686	- 74,000
220	Grounds Maintenance Technician	31	48,686	- 74,000
211	Groundskeeper	23	41,089	- 62,094
209	Head Custodian	25	42,851	- 64,855
258	Head Grounds Maintenance Technician	35	53,078	- 80,886
213	Head Groundskeeper	27	44,702	- 67,756
243	HVAC Mechanic	39	57,918	- 88,475
239	Lead Custodian	23	41,089	- 62,094
251	Lead Equipment Mechanic	41	60,522	- 92,557
235	Lead HVAC Mechanic	42	61,890	- 94,690
263	Lead Maintenance Cabinetmaker	41	60,522	- 92,557
250	Lead Maintenance Electrician	42	61,890	- 94,690
218	Lead Maintenance Electronic/Alarm Technician	42	61,890	- 94,690
252	Lead Maintenance Painter	41	60,522	- 92,557
227	Lead Maintenance Plumber	42	61,890	- 94,690
278	Lead Maintenance Technician	33	50,827	- 77,359
232	Lead Physical Education/Athletic Attendant	24	41,970	- 63,473
244	Locksmith/Glazier	39	57,918	- 88,475
245	Maintenance Cabinetmaker	39	57,918	- 88,475
262	Maintenance Carpenter	39	57,918	- 88,475
246	Maintenance Electrician	39	57,918	- 88,475
261	Maintenance Electronic/Alarm Technician	39	57,918	- 88,475
247	Maintenance Painter	39	57,918	- 88,475
248	Maintenance Plumber	39	57,918	- 88,475
255	Maintenance Roofer/Carpenter	39	57,918	- 88,475
215	Maintenance Technician I	29	46,645	- 70,802
222	Maintenance Technician II	31	48,686	- 74,000
201	Mechanical/Electrical Systems Mechanic	37	55,438	- 84,590
260	Mechanical/Electrical Systems Technician	37	55,438	- 84,590
233	Physical Education/Athletic Attendant	22	40,250	- 60,777
259	Police Detective	40	59,221	- 90,516
212	Police Officer	39	57,918	- 88,475
203	Stock Clerk	21	39,410	- 59,461
226	Toolroom Equipment Attendant	23	41,089	- 62,094
224	Toolroom Equipment Attendant - Adv. Tech., Aeronautics, Motor	23	41,089	- 62,094
204	Utility Worker	21	39,410	- 59,461
249	Welder/Sheetmetal Worker	39	57,918	- 88,475

The max salary in range includes the 10, 15, 20 and 25 year longevity increments.

Effective: July 1, 2018

Board Approved:

Los Rios Community College District
2018-19 Interim
SEIU Classified
Monthly Salary Schedule

Range	Hourly Step 1	Monthly Step 1	Step 2	Step 3	Step 4	Step 5	Step 6	Step 7	L1 *	L2 **	L3***	L4****
1	12.72	2,204.04	2,290.03	2,380.20	2,474.92	2,574.30	2,678.59	2,788.23	2,899.76	3,015.75	3,136.38	3,261.83
2	12.96	2,247.09	2,335.16	2,427.49	2,524.64	2,626.43	2,733.45	2,845.78	2,959.62	3,078.00	3,201.12	3,329.16
3	13.21	2,290.03	2,380.20	2,474.92	2,574.30	2,678.59	2,788.23	2,903.26	3,019.39	3,140.16	3,265.78	3,396.41
4	13.47	2,335.16	2,427.49	2,524.64	2,626.43	2,733.45	2,845.78	2,963.71	3,082.25	3,205.54	3,333.77	3,467.12
5	13.73	2,380.20	2,474.92	2,574.30	2,678.59	2,788.23	2,903.26	3,024.25	3,145.21	3,271.03	3,401.87	3,537.95
6	14.00	2,427.49	2,524.64	2,626.43	2,733.45	2,845.78	2,963.71	3,087.56	3,211.07	3,339.52	3,473.08	3,612.01
7	14.28	2,474.92	2,574.30	2,678.59	2,788.23	2,903.26	3,024.25	3,151.02	3,277.06	3,408.14	3,544.47	3,686.25
8	14.57	2,524.64	2,626.43	2,733.45	2,845.78	2,963.71	3,087.56	3,217.65	3,346.36	3,480.22	3,619.42	3,764.19
9	14.85	2,574.30	2,678.59	2,788.23	2,903.26	3,024.25	3,151.02	3,284.20	3,415.56	3,552.18	3,694.28	3,842.05
10	15.15	2,626.43	2,733.45	2,845.78	2,963.71	3,087.56	3,217.65	3,354.13	3,488.29	3,627.82	3,772.94	3,923.85
11	15.45	2,678.59	2,788.23	2,903.26	3,024.25	3,151.02	3,284.20	3,424.12	3,561.08	3,703.53	3,851.67	4,005.73
12	15.77	2,733.45	2,845.78	2,963.71	3,087.56	3,217.65	3,354.13	3,497.52	3,637.42	3,782.93	3,934.23	4,091.60
13	16.09	2,788.23	2,903.26	3,024.25	3,151.02	3,284.20	3,424.12	3,570.96	3,713.79	3,862.34	4,016.84	4,177.51
14	16.42	2,845.78	2,963.71	3,087.56	3,217.65	3,354.13	3,497.52	3,648.05	3,793.97	3,945.72	4,103.56	4,267.70
15	16.75	2,903.26	3,024.25	3,151.02	3,284.20	3,424.12	3,570.96	3,725.16	3,874.17	4,029.14	4,190.30	4,357.92
16	17.10	2,963.71	3,087.56	3,217.65	3,354.13	3,497.52	3,648.05	3,806.16	3,958.40	4,116.73	4,281.42	4,452.67
17	17.45	3,024.25	3,151.02	3,284.20	3,424.12	3,570.96	3,725.16	3,887.06	4,042.54	4,204.25	4,372.42	4,547.31
18	17.81	3,087.56	3,217.65	3,354.13	3,497.52	3,648.05	3,806.16	3,977.29	4,136.38	4,301.83	4,473.91	4,652.86
19	18.18	3,151.02	3,284.20	3,424.12	3,570.96	3,725.16	3,887.06	4,057.14	4,219.43	4,388.21	4,563.73	4,746.28
20	18.56	3,217.65	3,354.13	3,497.52	3,648.05	3,806.16	3,977.29	4,146.36	4,312.22	4,484.70	4,664.09	4,850.66
21	18.95	3,284.20	3,424.12	3,570.96	3,725.16	3,887.06	4,057.14	4,235.61	4,405.03	4,581.23	4,764.48	4,955.06
22	19.35	3,354.13	3,497.52	3,648.05	3,806.16	3,977.29	4,146.36	4,329.35	4,502.52	4,682.63	4,869.93	5,064.73
23	19.75	3,424.12	3,570.96	3,725.16	3,887.06	4,057.14	4,235.61	4,423.16	4,600.09	4,784.10	4,975.46	5,174.48
24	20.18	3,497.52	3,648.05	3,806.16	3,977.29	4,146.36	4,329.35	4,521.43	4,702.30	4,890.40	5,086.00	5,289.44
25	20.60	3,570.96	3,725.16	3,887.06	4,057.14	4,235.61	4,423.16	4,619.87	4,804.67	4,996.84	5,196.73	5,404.60
26	21.05	3,648.05	3,806.16	3,977.29	4,146.36	4,329.35	4,521.43	4,723.18	4,912.11	5,108.59	5,312.94	5,525.45
27	21.49	3,725.16	3,887.06	4,057.14	4,235.61	4,423.16	4,619.87	4,826.50	5,019.57	5,220.35	5,429.16	5,646.33
28	21.96	3,806.16	3,977.29	4,146.36	4,329.35	4,521.43	4,723.18	4,935.11	5,132.52	5,337.80	5,551.33	5,773.38
29	22.43	3,887.06	4,057.14	4,235.61	4,423.16	4,619.87	4,826.50	5,043.49	5,245.23	5,455.04	5,673.24	5,900.17
30	22.95	3,977.29	4,146.36	4,329.35	4,521.43	4,723.18	4,935.11	5,157.49	5,363.79	5,578.34	5,801.47	6,033.53
31	23.41	4,057.14	4,235.61	4,423.16	4,619.87	4,826.50	5,043.49	5,271.32	5,482.18	5,701.47	5,929.52	6,166.70
32	23.92	4,146.36	4,329.35	4,521.43	4,723.18	4,935.11	5,157.49	5,390.91	5,606.55	5,830.81	6,064.05	6,306.61
33	24.44	4,235.61	4,423.16	4,619.87	4,826.50	5,043.49	5,271.32	5,510.54	5,730.97	5,960.21	6,198.61	6,446.55
34	24.98	4,329.35	4,521.43	4,723.18	4,935.11	5,157.49	5,390.91	5,636.20	5,861.65	6,096.12	6,339.96	6,593.56
35	25.52	4,423.16	4,619.87	4,826.50	5,043.49	5,271.32	5,510.54	5,761.80	5,992.27	6,231.96	6,481.24	6,740.49
36	26.09	4,521.43	4,723.18	4,935.11	5,157.49	5,390.91	5,636.20	5,893.57	6,129.31	6,374.48	6,629.46	6,894.64
37	26.65	4,619.87	4,826.50	5,043.49	5,271.32	5,510.54	5,761.80	6,025.64	6,266.67	6,517.33	6,778.03	7,049.15
38	27.25	4,723.18	4,935.11	5,157.49	5,390.91	5,636.20	5,893.57	6,163.99	6,410.57	6,666.99	6,933.65	7,211.00
39	27.85	4,826.50	5,043.49	5,271.32	5,509.42	5,761.80	6,025.64	6,302.39	6,554.49	6,816.67	7,089.34	7,372.91
40	28.47	4,935.11	5,157.49	5,390.91	5,636.20	5,893.57	6,163.99	6,447.82	6,705.73	6,973.96	7,252.92	7,543.04
41	29.10	5,043.49	5,271.32	5,510.54	5,761.80	6,025.64	6,302.39	6,593.21	6,856.94	7,131.22	7,416.46	7,713.12
42	29.75	5,157.49	5,390.91	5,636.20	5,893.57	6,163.99	6,447.82	6,745.09	7,014.89	7,295.49	7,587.31	7,890.80
43	30.41	5,271.32	5,510.54	5,761.80	6,025.64	6,302.39	6,593.21	6,897.82	7,173.73	7,460.69	7,759.11	8,069.48
44	31.10	5,390.91	5,636.20	5,893.57	6,163.99	6,447.82	6,745.09	7,055.35	7,337.56	7,631.06	7,936.31	8,253.76
45	31.79	5,510.54	5,761.80	6,025.64	6,302.39	6,593.21	6,897.82	7,215.08	7,503.68	7,803.84	8,115.99	8,440.63

* After 10 full years of satisfactory service with Los Rios, a longevity increment will be awarded which is 4% of the appropriate range and step.

** An additional increment of 4% (8.16%) will be awarded after 15 years of service with the District.

*** An additional increment of 4% (12.486%) will be awarded after 20 years of service with the District.

**** An additional increment of 4% (16.986%) will be awarded after 25 years of service with the District.

Longevity increments 2, 3 and 4 are based on current step placement plus any previously earned longevity (rate compounded).

Effective: July 1, 2018

Board Approved:

Los Rios Community College District
2018-19 Interim
SEIU Classified
Annual Salary Schedule

Range	Step 1	Step 2	Step 3	Step 4	Step 5	Step 6	Step 7	L1 *	L2 **	L3***	L4****
1	26,448	27,480	28,562	29,699	30,892	32,143	33,459	34,797	36,189	37,637	39,142
2	26,965	28,022	29,130	30,296	31,517	32,801	34,149	35,515	36,936	38,413	39,950
3	27,480	28,562	29,699	30,892	32,143	33,459	34,839	36,233	37,682	39,189	40,757
4	28,022	29,130	30,296	31,517	32,801	34,149	35,564	36,987	38,467	40,005	41,605
5	28,562	29,699	30,892	32,143	33,459	34,839	36,291	37,743	39,252	40,822	42,455
6	29,130	30,296	31,517	32,801	34,149	35,564	37,051	38,533	40,074	41,677	43,344
7	29,699	30,892	32,143	33,459	34,839	36,291	37,812	39,325	40,898	42,534	44,235
8	30,296	31,517	32,801	34,149	35,564	37,051	38,612	40,156	41,763	43,433	45,170
9	30,892	32,143	33,459	34,839	36,291	37,812	39,410	40,987	42,626	44,331	46,105
10	31,517	32,801	34,149	35,564	37,051	38,612	40,250	41,859	43,534	45,275	47,086
11	32,143	33,459	34,839	36,291	37,812	39,410	41,089	42,733	44,442	46,220	48,069
12	32,801	34,149	35,564	37,051	38,612	40,250	41,970	43,649	45,395	47,211	49,099
13	33,459	34,839	36,291	37,812	39,410	41,089	42,851	44,565	46,348	48,202	50,130
14	34,149	35,564	37,051	38,612	40,250	41,970	43,777	45,528	47,349	49,243	51,212
15	34,839	36,291	37,812	39,410	41,089	42,851	44,702	46,490	48,350	50,284	52,295
16	35,564	37,051	38,612	40,250	41,970	43,777	45,674	47,501	49,401	51,377	53,432
17	36,291	37,812	39,410	41,089	42,851	44,702	46,645	48,511	50,451	52,469	54,568
18	37,051	38,612	40,250	41,970	43,777	45,674	47,727	49,637	51,622	53,687	55,834
19	37,812	39,410	41,089	42,851	44,702	46,645	48,686	50,633	52,659	54,765	56,955
20	38,612	40,250	41,970	43,777	45,674	47,727	49,756	51,747	53,816	55,969	58,208
21	39,410	41,089	42,851	44,702	46,645	48,686	50,827	52,860	54,975	57,174	59,461
22	40,250	41,970	43,777	45,674	47,727	49,756	51,952	54,030	56,192	58,439	60,777
23	41,089	42,851	44,702	46,645	48,686	50,827	53,078	55,201	57,409	59,706	62,094
24	41,970	43,777	45,674	47,727	49,756	51,952	54,257	56,428	58,685	61,032	63,473
25	42,851	44,702	46,645	48,686	50,827	53,078	55,438	57,656	59,962	62,361	64,855
26	43,777	45,674	47,727	49,756	51,952	54,257	56,678	58,945	61,303	63,755	66,305
27	44,702	46,645	48,686	50,827	53,078	55,438	57,918	60,235	62,644	65,150	67,756
28	45,674	47,727	49,756	51,952	54,257	56,678	59,221	61,590	64,054	66,616	69,281
29	46,645	48,686	50,827	53,078	55,438	57,918	60,522	62,943	65,460	68,079	70,802
30	47,727	49,756	51,952	54,257	56,678	59,221	61,890	64,366	66,940	69,618	72,402
31	48,686	50,827	53,078	55,438	57,918	60,522	63,256	65,786	68,418	71,154	74,000
32	49,756	51,952	54,257	56,678	59,221	61,890	64,691	67,279	69,970	72,769	75,679
33	50,827	53,078	55,438	57,918	60,522	63,256	66,126	68,772	71,523	74,383	77,359
34	51,952	54,257	56,678	59,221	61,890	64,691	67,634	70,340	73,153	76,080	79,123
35	53,078	55,438	57,918	60,522	63,256	66,126	69,142	71,907	74,784	77,775	80,886
36	54,257	56,678	59,221	61,890	64,691	67,634	70,723	73,552	76,494	79,554	82,736
37	55,438	57,918	60,522	63,256	66,126	69,142	72,308	75,200	78,208	81,336	84,590
38	56,678	59,221	61,890	64,691	67,634	70,723	73,968	76,927	80,004	83,204	86,532
39	57,918	60,522	63,256	66,113	69,142	72,308	75,629	78,654	81,800	85,072	88,475
40	59,221	61,890	64,691	67,634	70,723	73,968	77,374	80,469	83,687	87,035	90,516
41	60,522	63,256	66,126	69,142	72,308	75,629	79,119	82,283	85,575	88,998	92,557
42	61,890	64,691	67,634	70,723	73,968	77,374	80,941	84,179	87,546	91,048	94,690
43	63,256	66,126	69,142	72,308	75,629	79,119	82,774	86,085	89,528	93,109	96,834
44	64,691	67,634	70,723	73,968	77,374	80,941	84,664	88,051	91,573	95,236	99,045
45	66,126	69,142	72,308	75,629	79,119	82,774	86,581	90,044	93,646	97,392	101,288

* After 10 full years of satisfactory service with Los Rios, a longevity increment will be awarded which is 4% of the appropriate range and step.

** An additional increment of 4% (8.16%) will be awarded after 15 years of service with the District.

*** An additional increment of 4% (12.486%) will be awarded after 20 years of service with the District.

**** An additional increment of 4% (16.986%) will be awarded after 25 years of service with the District.

Longevity increments 2, 3 and 4 are based on current step placement plus any previously earned longevity (rate compounded).

Effective: July 1, 2018

Board Approved:

**Los Rios Community College District
2017-18 Final
Salary Ranges for SEIU Classified Positions**

Includes a one-time-only improvement of 4%

Job Code	Titles	Range	Annual Salary	
850	College Receiving Clerk/Storekeeper	24	43,649	- 66,012
210	College Safety Officer	27	46,490	- 70,466
206	Custodian	21	40,987	- 61,839
230	Environmental Systems Technician	37	57,656	- 87,973
256	Equipment Mechanic I	35	55,201	- 84,121
253	Equipment Mechanic II	39	60,235	- 92,014
221	Grounds Irrigation Specialist/Groundskeeper	31	50,633	- 76,960
220	Grounds Maintenance Technician	31	50,633	- 76,960
211	Groundskeeper	23	42,733	- 64,577
209	Head Custodian	25	44,566	- 67,449
258	Head Grounds Maintenance Technician	35	55,201	- 84,121
213	Head Groundskeeper	27	46,490	- 70,466
243	HVAC Mechanic	39	60,235	- 92,014
239	Lead Custodian	23	42,733	- 64,577
251	Lead Equipment Mechanic	41	62,943	- 96,260
235	Lead HVAC Mechanic	42	64,365	- 98,477
263	Lead Maintenance Cabinetmaker	41	62,943	- 96,260
250	Lead Maintenance Electrician	42	64,365	- 98,477
218	Lead Maintenance Electronic/Alarm Technician	42	64,365	- 98,477
252	Lead Maintenance Painter	41	62,943	- 96,260
227	Lead Maintenance Plumber	42	64,365	- 98,477
278	Lead Maintenance Technician	33	52,860	- 80,453
232	Lead Physical Education/Athletic Attendant	24	43,649	- 66,012
244	Locksmith/Glazier	39	60,235	- 92,014
245	Maintenance Cabinetmaker	39	60,235	- 92,014
262	Maintenance Carpenter	39	60,235	- 92,014
246	Maintenance Electrician	39	60,235	- 92,014
261	Maintenance Electronic/Alarm Technician	39	60,235	- 92,014
247	Maintenance Painter	39	60,235	- 92,014
248	Maintenance Plumber	39	60,235	- 92,014
255	Maintenance Roofer/Carpenter	39	60,235	- 92,014
215	Maintenance Technician I	29	48,511	- 73,634
222	Maintenance Technician II	31	50,633	- 76,960
201	Mechanical/Electrical Systems Mechanic	37	57,656	- 87,973
260	Mechanical/Electrical Systems Technician	37	57,656	- 87,973
233	Physical Education/Athletic Attendant	22	41,860	- 63,208
259	Police Detective	40	61,590	- 94,137
212	Police Officer	39	60,235	- 92,014
203	Stock Clerk	21	40,987	- 61,839
226	Toolroom Equipment Attendant	23	42,733	- 64,577
224	Toolroom Equipment Attendant - Adv. Tech., Aeronautics, Motor	23	42,733	- 64,577
204	Utility Worker	21	40,987	- 61,839
249	Welder/Sheetmetal Worker	39	60,235	- 92,014

The max salary in range includes the 10, 15, 20 and 25 year longevity increments.

Retroactive to July 1, 2017

Board Approved:

LOS RIOS COMMUNITY COLLEGE DISTRICT
2017-18 Final
SEIU Classified
Monthly Salary Schedule

Includes a one-time-only improvement of 4%

Range	Hourly Step 1	Monthly Step 1	Step 2	Step 3	Step 4	Step 5	Step 6	Step 7	L1 *	L2 **	L3***	L4****
1	13.22	2,292.20	2,381.63	2,475.41	2,573.92	2,677.27	2,785.74	2,899.76	3,015.75	3,136.38	3,261.83	3,392.31
2	13.48	2,336.97	2,428.57	2,524.59	2,625.62	2,731.49	2,842.79	2,959.61	3,078.00	3,201.12	3,329.16	3,462.33
3	13.74	2,381.63	2,475.41	2,573.92	2,677.27	2,785.74	2,899.76	3,019.39	3,140.17	3,265.77	3,396.41	3,532.26
4	14.01	2,428.57	2,524.59	2,625.62	2,731.49	2,842.79	2,959.61	3,082.25	3,205.54	3,333.77	3,467.12	3,605.80
5	14.28	2,475.41	2,573.92	2,677.27	2,785.74	2,899.76	3,019.39	3,145.22	3,271.02	3,401.87	3,537.95	3,679.46
6	14.56	2,524.59	2,625.62	2,731.49	2,842.79	2,959.61	3,082.25	3,211.06	3,339.51	3,473.10	3,612.01	3,756.49
7	14.85	2,573.92	2,677.27	2,785.74	2,899.76	3,019.39	3,145.22	3,277.06	3,408.14	3,544.47	3,686.25	3,833.70
8	15.15	2,625.62	2,731.49	2,842.79	2,959.61	3,082.25	3,211.06	3,346.35	3,480.22	3,619.43	3,764.19	3,914.76
9	15.45	2,677.27	2,785.74	2,899.76	3,019.39	3,145.22	3,277.06	3,415.57	3,552.19	3,694.27	3,842.05	3,995.73
10	15.76	2,731.49	2,842.79	2,959.61	3,082.25	3,211.06	3,346.35	3,488.29	3,627.82	3,772.94	3,923.85	4,080.81
11	16.07	2,785.74	2,899.76	3,019.39	3,145.22	3,277.06	3,415.57	3,561.08	3,703.52	3,851.67	4,005.73	4,165.96
12	16.40	2,842.79	2,959.61	3,082.25	3,211.06	3,346.35	3,488.29	3,637.42	3,782.92	3,934.24	4,091.60	4,255.27
13	16.73	2,899.76	3,019.39	3,145.22	3,277.06	3,415.57	3,561.08	3,713.79	3,862.34	4,016.84	4,177.51	4,344.61
14	17.07	2,959.61	3,082.25	3,211.06	3,346.35	3,488.29	3,637.42	3,793.97	3,945.73	4,103.55	4,267.70	4,438.41
15	17.42	3,019.39	3,145.22	3,277.06	3,415.57	3,561.08	3,713.79	3,874.17	4,029.14	4,190.31	4,357.92	4,532.23
16	17.78	3,082.25	3,211.06	3,346.35	3,488.29	3,637.42	3,793.97	3,958.41	4,116.74	4,281.40	4,452.67	4,630.78
17	18.15	3,145.22	3,277.06	3,415.57	3,561.08	3,713.79	3,874.17	4,042.54	4,204.25	4,372.42	4,547.31	4,729.20
18	18.53	3,211.06	3,346.35	3,488.29	3,637.42	3,793.97	3,958.41	4,136.38	4,301.84	4,473.91	4,652.86	4,838.98
19	18.91	3,277.06	3,415.57	3,561.08	3,713.79	3,874.17	4,042.54	4,219.43	4,388.21	4,563.74	4,746.28	4,936.13
20	19.31	3,346.35	3,488.29	3,637.42	3,793.97	3,958.41	4,136.38	4,312.22	4,484.70	4,664.09	4,850.66	5,044.68
21	19.71	3,415.57	3,561.08	3,713.79	3,874.17	4,042.54	4,219.43	4,405.03	4,581.23	4,764.48	4,955.06	5,153.27
22	20.12	3,488.29	3,637.42	3,793.97	3,958.41	4,136.38	4,312.22	4,502.52	4,682.62	4,869.94	5,064.73	5,267.31
23	20.54	3,561.08	3,713.79	3,874.17	4,042.54	4,219.43	4,405.03	4,600.09	4,784.10	4,975.46	5,174.48	5,381.46
24	20.99	3,637.42	3,793.97	3,958.41	4,136.38	4,312.22	4,502.52	4,702.29	4,890.39	5,086.01	5,289.44	5,501.02
25	21.43	3,713.79	3,874.17	4,042.54	4,219.43	4,405.03	4,600.09	4,804.67	4,996.85	5,196.71	5,404.60	5,620.78
26	21.89	3,793.97	3,958.41	4,136.38	4,312.22	4,502.52	4,702.29	4,912.11	5,108.59	5,312.93	5,525.45	5,746.47
27	22.35	3,874.17	4,042.54	4,219.43	4,405.03	4,600.09	4,804.67	5,019.56	5,220.35	5,429.17	5,646.33	5,872.18
28	22.84	3,958.41	4,136.38	4,312.22	4,502.52	4,702.29	4,912.11	5,132.51	5,337.82	5,551.31	5,773.38	6,004.32
29	23.32	4,042.54	4,219.43	4,405.03	4,600.09	4,804.67	5,019.56	5,245.23	5,455.04	5,673.24	5,900.17	6,136.17
30	23.86	4,136.38	4,312.22	4,502.52	4,702.29	4,912.11	5,132.51	5,363.79	5,578.35	5,801.48	6,033.53	6,274.87
31	24.34	4,219.43	4,405.03	4,600.09	4,804.67	5,019.56	5,245.23	5,482.18	5,701.47	5,929.53	6,166.70	6,413.37
32	24.88	4,312.22	4,502.52	4,702.29	4,912.11	5,132.51	5,363.79	5,606.55	5,830.81	6,064.04	6,306.61	6,558.87
33	25.41	4,405.03	4,600.09	4,804.67	5,019.56	5,245.23	5,482.18	5,730.96	5,960.21	6,198.62	6,446.55	6,704.42
34	25.98	4,502.52	4,702.29	4,912.11	5,132.51	5,363.79	5,606.55	5,861.65	6,096.11	6,339.96	6,593.56	6,857.30
35	26.54	4,600.09	4,804.67	5,019.56	5,245.23	5,482.18	5,730.96	5,992.27	6,231.96	6,481.24	6,740.49	7,010.11
36	27.13	4,702.29	4,912.11	5,132.51	5,363.79	5,606.55	5,861.65	6,129.31	6,374.48	6,629.46	6,894.64	7,170.43
37	27.72	4,804.67	5,019.56	5,245.23	5,482.18	5,730.96	5,992.27	6,266.67	6,517.34	6,778.02	7,049.15	7,331.12
38	28.34	4,912.11	5,132.51	5,363.79	5,606.55	5,861.65	6,129.31	6,410.55	6,666.99	6,933.67	7,211.00	7,499.44
39	28.96	5,019.56	5,245.23	5,482.18	5,729.80	5,992.27	6,266.67	6,554.49	6,816.67	7,089.34	7,372.91	7,667.83
40	29.61	5,132.51	5,363.79	5,606.55	5,861.65	6,129.31	6,410.55	6,705.73	6,973.96	7,252.92	7,543.04	7,844.76
41	30.26	5,245.23	5,482.18	5,730.96	5,992.27	6,266.67	6,554.49	6,856.94	7,131.22	7,416.47	7,713.12	8,021.65
42	30.94	5,363.79	5,606.55	5,861.65	6,129.31	6,410.55	6,705.73	7,014.89	7,295.49	7,587.31	7,890.80	8,206.43
43	31.63	5,482.18	5,730.96	5,992.27	6,266.67	6,554.49	6,856.94	7,173.73	7,460.68	7,759.12	8,069.47	8,392.25
44	32.35	5,606.55	5,861.65	6,129.31	6,410.55	6,705.73	7,014.89	7,337.57	7,631.07	7,936.31	8,253.76	8,583.91
45	33.06	5,730.96	5,992.27	6,266.67	6,554.49	6,856.94	7,173.73	7,503.69	7,803.83	8,116.00	8,440.63	8,778.25

* After 10 full years of satisfactory service with Los Rios, a longevity increment will be awarded which is 4% of the appropriate range and step.

** An additional increment of 4% (8.16%) will be awarded after 15 years of service with the District.

*** An additional increment of 4% (12.486%) will be awarded after 20 years of service with the District.

**** An additional increment of 4% (16.986%) will be awarded after 25 years of service with the District.

Longevity increments 2, 3 and 4 are based on current step placement plus any previously earned longevity (rate compounded).

Retroactive to July 1, 2017

Board Approved:

LOS RIOS COMMUNITY COLLEGE DISTRICT

2017-18 Final

SEIU Classified

Annual Salary Schedule

Includes a one-time-only improvement of 4%

Range	Monthly Step 1	Step 2	Step 3	Step 4	Step 5	Step 6	Step 7	L1 *	L2 **	L3***	L4****
1	27,506	28,580	29,705	30,887	32,127	33,429	34,797	36,189	37,637	39,142	40,708
2	28,044	29,143	30,295	31,507	32,778	34,113	35,515	36,936	38,413	39,950	41,548
3	28,580	29,705	30,887	32,127	33,429	34,797	36,233	37,682	39,189	40,757	42,387
4	29,143	30,295	31,507	32,778	34,113	35,515	36,987	38,466	40,005	41,605	43,270
5	29,705	30,887	32,127	33,429	34,797	36,233	37,743	39,252	40,822	42,455	44,154
6	30,295	31,507	32,778	34,113	35,515	36,987	38,533	40,074	41,677	43,344	45,078
7	30,887	32,127	33,429	34,797	36,233	37,743	39,325	40,898	42,534	44,235	46,004
8	31,507	32,778	34,113	35,515	36,987	38,533	40,156	41,763	43,433	45,170	46,977
9	32,127	33,429	34,797	36,233	37,743	39,325	40,987	42,626	44,331	46,105	47,949
10	32,778	34,113	35,515	36,987	38,533	40,156	41,860	43,534	45,275	47,086	48,970
11	33,429	34,797	36,233	37,743	39,325	40,987	42,733	44,442	46,220	48,069	49,992
12	34,113	35,515	36,987	38,533	40,156	41,860	43,649	45,395	47,211	49,099	51,063
13	34,797	36,233	37,743	39,325	40,987	42,733	44,566	46,348	48,202	50,130	52,135
14	35,515	36,987	38,533	40,156	41,860	43,649	45,528	47,349	49,243	51,212	53,261
15	36,233	37,743	39,325	40,987	42,733	44,566	46,490	48,350	50,284	52,295	54,387
16	36,987	38,533	40,156	41,860	43,649	45,528	47,501	49,401	51,377	53,432	55,569
17	37,743	39,325	40,987	42,733	44,566	46,490	48,511	50,451	52,469	54,568	56,750
18	38,533	40,156	41,860	43,649	45,528	47,501	49,637	51,622	53,687	55,834	58,068
19	39,325	40,987	42,733	44,566	46,490	48,511	50,633	52,659	54,765	56,955	59,234
20	40,156	41,860	43,649	45,528	47,501	49,637	51,747	53,816	55,969	58,208	60,536
21	40,987	42,733	44,566	46,490	48,511	50,633	52,860	54,975	57,174	59,461	61,839
22	41,860	43,649	45,528	47,501	49,637	51,747	54,030	56,191	58,439	60,777	63,208
23	42,733	44,566	46,490	48,511	50,633	52,860	55,201	57,409	59,706	62,094	64,577
24	43,649	45,528	47,501	49,637	51,747	54,030	56,428	58,685	61,032	63,473	66,012
25	44,566	46,490	48,511	50,633	52,860	55,201	57,656	59,962	62,361	64,855	67,449
26	45,528	47,501	49,637	51,747	54,030	56,428	58,945	61,303	63,755	66,305	68,958
27	46,490	48,511	50,633	52,860	55,201	57,656	60,235	62,644	65,150	67,756	70,466
28	47,501	49,637	51,747	54,030	56,428	58,945	61,590	64,054	66,616	69,281	72,052
29	48,511	50,633	52,860	55,201	57,656	60,235	62,943	65,461	68,079	70,802	73,634
30	49,637	51,747	54,030	56,428	58,945	61,590	64,365	66,940	69,618	72,402	75,298
31	50,633	52,860	55,201	57,656	60,235	62,943	65,786	68,418	71,154	74,000	76,960
32	51,747	54,030	56,428	58,945	61,590	64,365	67,279	69,970	72,768	75,679	78,706
33	52,860	55,201	57,656	60,235	62,943	65,786	68,772	71,523	74,383	77,359	80,453
34	54,030	56,428	58,945	61,590	64,365	67,279	70,340	73,153	76,080	79,123	82,288
35	55,201	57,656	60,235	62,943	65,786	68,772	71,907	74,784	77,775	80,886	84,121
36	56,428	58,945	61,590	64,365	67,279	70,340	73,552	76,494	79,554	82,736	86,045
37	57,656	60,235	62,943	65,786	68,772	71,907	75,200	78,208	81,336	84,590	87,973
38	58,945	61,590	64,365	67,279	70,340	73,552	76,927	80,004	83,204	86,532	89,993
39	60,235	62,943	65,786	68,758	71,907	75,200	78,654	81,800	85,072	88,475	92,014
40	61,590	64,365	67,279	70,340	73,552	76,927	80,469	83,688	87,035	90,516	94,137
41	62,943	65,786	68,772	71,907	75,200	78,654	82,283	85,575	88,998	92,557	96,260
42	64,365	67,279	70,340	73,552	76,927	80,469	84,179	87,546	91,048	94,690	98,477
43	65,786	68,772	71,907	75,200	78,654	82,283	86,085	89,528	93,109	96,834	100,707
44	67,279	70,340	73,552	76,927	80,469	84,179	88,051	91,573	95,236	99,045	103,007
45	68,772	71,907	75,200	78,654	82,283	86,085	90,044	93,646	97,392	101,288	105,339

* After 10 full years of satisfactory service with Los Rios, a longevity increment will be awarded which is 4% of the appropriate range and step.

** An additional increment of 4% (8.16%) will be awarded after 15 years of service with the District.

*** An additional increment of 4% (12.486%) will be awarded after 20 years of service with the District.

**** An additional increment of 4% (16.986%) will be awarded after 25 years of service with the District.

Longevity increments 2, 3 and 4 are based on current step placement plus any previously earned longevity (rate compounded).

Retroactive to July 1, 2017

Board Approved:

**Los Rios Community College District
2018-19 Interim**

Salary Ranges for Confidential Administrative Assistant Classified Positions

Job Code	Titles	Range	Full Time Annual Salary		
0118	Confidential Administrative Assistant I	5CA	50,105	-	68,598
0189	Confidential Administrative Assistant II	6CA	52,109	-	71,342
0136	Confidential Administrative Assistant III	7CA	54,193	-	74,196
0280	Confidential Executive Assistant	10CA	60,960	-	83,460
0187	Confidential Staff Administrative Assistant	3CA	46,325	-	63,423

The max salary amount in range includes the 10, 15, 20 and 25 year longevity increments.

Effective: July 1, 2018

Board Approved -

**Los Rios Community College District
2018-19 Interim**

**Confidential Administrative Assistant Classified
Monthly Salary Schedule**

Range	Hourly Step 1	Monthly Step 1	Step 2	Step 3	Step 4	Step 5	Step 6	L1 *	L2 **	L3***	L4****
3CA	22.27	3,860.39	4,014.80	4,175.40	4,342.41	4,516.11	4,696.75	4,884.62	5,080.01	5,181.61	5,285.24
4CA	23.16	4,014.80	4,175.40	4,342.41	4,516.11	4,696.75	4,884.62	5,080.01	5,283.21	5,388.87	5,496.65
5CA	24.09	4,175.40	4,342.41	4,516.11	4,696.75	4,884.62	5,080.01	5,283.21	5,494.54	5,604.43	5,716.52
6CA	25.05	4,342.41	4,516.11	4,696.75	4,884.62	5,080.01	5,283.21	5,494.54	5,714.32	5,828.60	5,945.18
7CA	26.05	4,516.11	4,696.75	4,884.62	5,080.01	5,283.21	5,494.54	5,714.32	5,942.89	6,061.75	6,182.98
8CA	27.10	4,696.75	4,884.62	5,080.01	5,283.21	5,494.54	5,714.32	5,942.89	6,180.61	6,304.22	6,430.30
9CA	28.18	4,884.62	5,080.01	5,283.21	5,494.54	5,714.32	5,942.89	6,180.61	6,427.83	6,556.39	6,687.51
10CA	29.31	5,080.01	5,283.21	5,494.54	5,714.32	5,942.89	6,180.61	6,427.83	6,684.94	6,818.64	6,955.02
11CA	30.48	5,283.21	5,494.54	5,714.32	5,942.89	6,180.61	6,427.83	6,684.94	6,952.34	7,091.39	7,233.22
12CA	31.70	5,494.54	5,714.32	5,942.89	6,180.61	6,427.83	6,684.94	6,952.34	7,230.43	7,375.04	7,522.54
13CA	32.97	5,714.32	5,942.89	6,180.61	6,427.83	6,684.94	6,952.34	7,230.43	7,519.65	7,670.05	7,823.45
14CA	34.29	5,942.89	6,180.61	6,427.83	6,684.94	6,952.34	7,230.43	7,519.65	7,820.44	7,976.85	8,136.38
15CA	35.66	6,180.61	6,427.83	6,684.94	6,952.34	7,230.43	7,519.65	7,820.44	8,133.26	8,295.92	8,461.84
16CA	37.08	6,427.83	6,684.94	6,952.34	7,230.43	7,519.65	7,820.44	8,133.26	8,458.59	8,627.76	8,800.31
17CA	38.57	6,684.94	6,952.34	7,230.43	7,519.65	7,820.44	8,133.26	8,458.59	8,796.93	8,972.87	9,152.33
18CA	40.11	6,952.34	7,230.43	7,519.65	7,820.44	8,133.26	8,458.59	8,796.93	9,148.81	9,331.78	9,518.42

*After 10 years of satisfactory service with Los Rios, a longevity increment will be awarded which is 4% of the appropriate range and step

** An additional longevity increment of 4% (8.16%) will be granted after fifteen (15) full years of service with the District.

*** An additional longevity increment of 2% (10.323%) will be granted after twenty (20) full years of service with the District.

**** An additional longevity increment of 2% (12.53%) will be granted after twenty-five (25) full years of service with the District.

Longevity increments 2, 3 and 4 are based on current step placement and any previously earned longevity (rate compounded).

Effective: July 1, 2018

Board Approved -

**Los Rios Community College District
2018-19 Interim**

**Confidential Administrative Assistant Classified
Annual Salary Schedule**

Range	Step 1	Step 2	Step 3	Step 4	Step 5	Step 6	L1 *	L2 **	L3***	L4****
3CA	46,325	48,178	50,105	52,109	54,193	56,361	58,615	60,960	62,179	63,423
4CA	48,178	50,105	52,109	54,193	56,361	58,615	60,960	63,398	64,666	65,960
5CA	50,105	52,109	54,193	56,361	58,615	60,960	63,398	65,934	67,253	68,598
6CA	52,109	54,193	56,361	58,615	60,960	63,398	65,934	68,572	69,943	71,342
7CA	54,193	56,361	58,615	60,960	63,398	65,934	68,572	71,315	72,741	74,196
8CA	56,361	58,615	60,960	63,398	65,934	68,572	71,315	74,167	75,651	77,164
9CA	58,615	60,960	63,398	65,934	68,572	71,315	74,167	77,134	78,677	80,250
10CA	60,960	63,398	65,934	68,572	71,315	74,167	77,134	80,219	81,824	83,460
11CA	63,398	65,934	68,572	71,315	74,167	77,134	80,219	83,428	85,097	86,799
12CA	65,934	68,572	71,315	74,167	77,134	80,219	83,428	86,765	88,501	90,271
13CA	68,572	71,315	74,167	77,134	80,219	83,428	86,765	90,236	92,041	93,881
14CA	71,315	74,167	77,134	80,219	83,428	86,765	90,236	93,845	95,722	97,637
15CA	74,167	77,134	80,219	83,428	86,765	90,236	93,845	97,599	99,551	101,542
16CA	77,134	80,219	83,428	86,765	90,236	93,845	97,599	101,503	103,533	105,604
17CA	80,219	83,428	86,765	90,236	93,845	97,599	101,503	105,563	107,674	109,828
18CA	83,428	86,765	90,236	93,845	97,599	101,503	105,563	109,786	111,981	114,221

*After 10 years of satisfactory service with Los Rios, a longevity increment will be awarded which is 4% of the appropriate range and step

** An additional longevity increment of 4% (8.16%) will be granted after fifteen (15) full years of service with the District.

*** An additional longevity increment of 2% (10.323%) will be granted after twenty (20) full years of service with the District.

**** An additional longevity increment of 2% (12.53%) will be granted after twenty-five (25) full years of service with the District.

Longevity increments 2, 3 and 4 are based on current step placement and any previously earned longevity (rate compounded).

Effective: July 1, 2018

Board Approved -

**Los Rios Community College District
2017-18 Final**

Salary Ranges for Confidential Administrative Assistant Classified Positions

Includes a one-time-only improvement of 4%

Job Code	Titles	Range	Full Time Annual Salary		
0118	Confidential Administrative Assistant I	5CA	52,109	-	71,342
0189	Confidential Administrative Assistant II	6CA	54,193	-	74,196
0136	Confidential Administrative Assistant III	7CA	56,361	-	77,164
0280	Confidential Executive Assistant	10CA	63,398	-	86,799
0187	Confidential Staff Administrative Assistant	3CA	48,178	-	65,960

The max salary amount in range includes the 10, 15, 20 and 25 year longevity increments.

Retroactive to July 1, 2017
Board Approved -

Los Rios Community College District
2017-18 Final
Confidential Administrative Assistant Classified
Monthly Salary Schedule

Includes a one-time-only improvement of 4%

Range	Hourly Step 1	Monthly Step 1	Step 2	Step 3	Step 4	Step 5	Step 6	L1*	L2 **	L3***	L4****
3CA	23.16	4,014.80	4,175.40	4,342.41	4,516.11	4,696.75	4,884.62	5,080.01	5,283.21	5,388.87	5,496.65
4CA	24.09	4,175.40	4,342.41	4,516.11	4,696.75	4,884.62	5,080.01	5,283.21	5,494.54	5,604.43	5,716.52
5CA	25.05	4,342.41	4,516.11	4,696.75	4,884.62	5,080.01	5,283.21	5,494.54	5,714.32	5,828.60	5,945.18
6CA	26.05	4,516.11	4,696.75	4,884.62	5,080.01	5,283.21	5,494.54	5,714.32	5,942.89	6,061.75	6,182.98
7CA	27.10	4,696.75	4,884.62	5,080.01	5,283.21	5,494.54	5,714.32	5,942.89	6,180.61	6,304.22	6,430.30
8CA	28.18	4,884.62	5,080.01	5,283.21	5,494.54	5,714.32	5,942.89	6,180.61	6,427.83	6,556.39	6,687.51
9CA	29.31	5,080.01	5,283.21	5,494.54	5,714.32	5,942.89	6,180.61	6,427.83	6,684.94	6,818.64	6,955.02
10CA	30.48	5,283.21	5,494.54	5,714.32	5,942.89	6,180.61	6,427.83	6,684.94	6,952.34	7,091.39	7,233.22
11CA	31.70	5,494.54	5,714.32	5,942.89	6,180.61	6,427.83	6,684.94	6,952.34	7,230.44	7,375.04	7,522.54
12CA	32.97	5,714.32	5,942.89	6,180.61	6,427.83	6,684.94	6,952.34	7,230.44	7,519.65	7,670.05	7,823.45
13CA	34.29	5,942.89	6,180.61	6,427.83	6,684.94	6,952.34	7,230.43	7,519.65	7,820.44	7,976.85	8,136.38
14CA	35.66	6,180.61	6,427.83	6,684.94	6,952.34	7,230.43	7,519.65	7,820.44	8,133.26	8,295.92	8,461.84
15CA	37.08	6,427.83	6,684.94	6,952.34	7,230.43	7,519.65	7,820.44	8,133.26	8,458.59	8,627.76	8,800.31
16CA	38.57	6,684.94	6,952.34	7,230.43	7,519.65	7,820.44	8,133.26	8,458.59	8,796.93	8,972.87	9,152.33
17CA	40.11	6,952.34	7,230.43	7,519.65	7,820.44	8,133.26	8,458.59	8,796.93	9,148.81	9,331.78	9,518.42
18CA	41.71	7,230.43	7,519.65	7,820.44	8,133.26	8,458.59	8,796.93	9,148.81	9,514.76	9,705.05	9,899.15

*After 10 years of satisfactory service with Los Rios, a longevity increment will be awarded which is 4% of the appropriate range and step

** An additional longevity increment of 4% (8.16%) will be granted after fifteen (15) full years of service with the District.

*** An additional longevity increment of 2% (10.323%) will be granted after twenty (20) full years of service with the District.

**** An additional longevity increment of 2% (12.53%) will be granted after twenty-five (25) full years of service with the District.

Longevity increments 2, 3 and 4 are based on current step placement and any previously earned longevity (rate compounded).

Retroactive to July 1, 2017

Board Approved -

Los Rios Community College District
2017-18 Final
Confidential Administrative Assistant Classified
Annual Salary Schedule

Includes a one-time-only improvement of 4%

Range	Step 1	Step 2	Step 3	Step 4	Step 5	Step 6	L1 *	L2 **	L3***	L4****
3CA	48,178	50,105	52,109	54,193	56,361	58,615	60,960	63,398	64,666	65,960
4CA	50,105	52,109	54,193	56,361	58,615	60,960	63,398	65,934	67,253	68,598
5CA	52,109	54,193	56,361	58,615	60,960	63,398	65,934	68,572	69,943	71,342
6CA	54,193	56,361	58,615	60,960	63,398	65,934	68,572	71,315	72,741	74,196
7CA	56,361	58,615	60,960	63,398	65,934	68,572	71,315	74,167	75,651	77,164
8CA	58,615	60,960	63,398	65,934	68,572	71,315	74,167	77,134	78,677	80,250
9CA	60,960	63,398	65,934	68,572	71,315	74,167	77,134	80,219	81,824	83,460
10CA	63,398	65,934	68,572	71,315	74,167	77,134	80,219	83,428	85,097	86,799
11CA	65,934	68,572	71,315	74,167	77,134	80,219	83,428	86,765	88,501	90,271
12CA	68,572	71,315	74,167	77,134	80,219	83,428	86,765	90,236	92,041	93,881
13CA	71,315	74,167	77,134	80,219	83,428	86,765	90,236	93,845	95,722	97,637
14CA	74,167	77,134	80,219	83,428	86,765	90,236	93,845	97,599	99,551	101,542
15CA	77,134	80,219	83,428	86,765	90,236	93,845	97,599	101,503	103,533	105,604
16CA	80,219	83,428	86,765	90,236	93,845	97,599	101,503	105,563	107,674	109,828
17CA	83,428	86,765	90,236	93,845	97,599	101,503	105,563	109,786	111,981	114,221
18CA	86,765	90,236	93,845	97,599	101,503	105,563	109,786	114,177	116,461	118,790

*After 10 years of satisfactory service with Los Rios, a longevity increment will be awarded which is 4% of the appropriate range and step

** An additional longevity increment of 4% (8.16%) will be granted after fifteen (15) full years of service with the District.

*** An additional longevity increment of 2% (10.323%) will be granted after twenty (20) full years of service with the District.

**** An additional longevity increment of 2% (12.53%) will be granted after twenty-five (25) full years of service with the District.

Longevity increments 2, 3 and 4 are based on current step placement and any previously earned longevity (rate compounded).

Retroactive to July 1, 2017

Board Approved -

**Los Rios Community College District
2018-19 Interim**

Salary Ranges for Confidential Classified Positions

Job Code	Titles	Range	Full Time Annual Salary		
0644	Communications and Public Information Officer (E)	18C	81,564	-	111,668
0286	Confidential Business Services Officer	12C	64,461	-	88,253
0135	Confidential Chancellor's Executive Officer	21C	91,748	-	125,612
0632	Confidential Financial Analyst (E)	17C	78,427	-	107,373
0121	Confidential Human Resources Assistant I	2C	43,548	-	59,621
0148	Confidential Human Resources Assistant II	3C	45,289	-	62,006
0170	Confidential Human Resources Assistant III	4C	47,101	-	64,486
0635	Confidential Human Resources Officer (E)	18C	81,564	-	111,668
0119	Confidential Human Resources Specialist I	5C	48,985	-	67,065
0159	Confidential Human Resources Specialist II	6C	50,945	-	69,748
0120	Confidential Human Resources Specialist III	8C	55,102	-	75,439
0160	Confidential Human Resources Training Specialist	11C	61,982	-	84,859
0708	Confidential Principal Information Systems Auditor (E)	23C	99,235	-	135,862
0638	Confidential Principal Internal Auditor (E)	20C	88,219	-	120,780
0645	Confidential Senior Financial Analyst (E)	20C	88,219	-	120,780
0284	Confidential Senior Human Resources Officer (E)	19C	84,826	-	116,135

The max salary in range includes the 10, 15, 20 and 25 year longevity increments.

(E) Exempt employee - not entitled to overtime provisions.

Effective: July 1, 2018

Board Approved:

**Los Rios Community College District
2018-19 Interim**

**Confidential Classified
Monthly Salary Schedule**

Range	Hourly Step 1	Monthly Step 1	Step 2	Step 3	Step 4	Step 5	Step 6	L1 *	L2 **	L3***	L4****
1C	20.13	3,489.39	3,628.97	3,774.12	3,925.09	4,082.10	4,245.38	4,415.19	4,591.80	4,683.64	4,777.31
2C	20.94	3,628.97	3,774.12	3,925.09	4,082.10	4,245.38	4,415.19	4,591.80	4,775.47	4,870.98	4,968.40
3C	21.77	3,774.12	3,925.09	4,082.10	4,245.38	4,415.19	4,591.80	4,775.47	4,966.48	5,065.81	5,167.13
4C	22.64	3,925.09	4,082.10	4,245.38	4,415.19	4,591.80	4,775.47	4,966.48	5,165.14	5,268.44	5,373.82
5C	23.55	4,082.10	4,245.38	4,415.19	4,591.80	4,775.47	4,966.48	5,165.14	5,371.75	5,479.18	5,588.77
6C	24.49	4,245.38	4,415.19	4,591.80	4,775.47	4,966.48	5,165.14	5,371.75	5,586.62	5,698.35	5,812.31
7C	25.47	4,415.19	4,591.80	4,775.47	4,966.48	5,165.14	5,371.75	5,586.62	5,810.09	5,926.29	6,044.81
8C	26.49	4,591.80	4,775.47	4,966.48	5,165.14	5,371.75	5,586.62	5,810.09	6,042.49	6,163.34	6,286.60
9C	27.55	4,775.47	4,966.48	5,165.14	5,371.75	5,586.62	5,810.09	6,042.49	6,284.19	6,409.87	6,538.07
10C	28.65	4,966.48	5,165.14	5,371.75	5,586.62	5,810.09	6,042.49	6,284.19	6,535.55	6,666.27	6,799.60
11C	29.80	5,165.14	5,371.75	5,586.62	5,810.09	6,042.49	6,284.19	6,535.55	6,796.97	6,932.91	7,071.58
12C	30.99	5,371.75	5,586.62	5,810.09	6,042.49	6,284.19	6,535.55	6,796.97	7,068.85	7,210.22	7,354.44
13C	32.23	5,586.62	5,810.09	6,042.49	6,284.19	6,535.55	6,796.97	7,068.85	7,351.60	7,498.63	7,648.61
14C	33.52	5,810.09	6,042.49	6,284.19	6,535.55	6,796.97	7,068.85	7,351.60	7,645.67	7,798.58	7,954.55
15C	34.86	6,042.49	6,284.19	6,535.55	6,796.97	7,068.85	7,351.60	7,645.67	7,951.49	8,110.52	8,272.73
16C	36.25	6,284.19	6,535.55	6,796.97	7,068.85	7,351.60	7,645.67	7,951.49	8,269.55	8,434.94	8,603.64
17C	37.71	6,535.55	6,796.97	7,068.85	7,351.60	7,645.67	7,951.49	8,269.55	8,600.33	8,772.34	8,947.78
18C	39.21	6,796.97	7,068.85	7,351.60	7,645.67	7,951.49	8,269.55	8,600.33	8,944.34	9,123.23	9,305.70
19C	40.78	7,068.85	7,351.60	7,645.67	7,951.49	8,269.55	8,600.33	8,944.34	9,302.12	9,488.16	9,677.93
20C	42.41	7,351.60	7,645.67	7,951.49	8,269.55	8,600.33	8,944.34	9,302.12	9,674.20	9,867.69	10,065.04
21C	44.11	7,645.67	7,951.49	8,269.55	8,600.33	8,944.34	9,302.12	9,674.20	10,061.17	10,262.39	10,467.64
22C	45.87	7,951.49	8,269.55	8,600.33	8,944.34	9,302.12	9,674.20	10,061.17	10,463.62	10,672.89	10,886.35
23C	47.71	8,269.55	8,600.33	8,944.34	9,302.12	9,674.20	10,061.17	10,463.62	10,882.16	11,099.80	11,321.80

*After 10 years of satisfactory service with Los Rios, a longevity increment will be awarded which is 4% of the appropriate range and step

** An additional longevity increment of 4% (8.16%) will be granted after fifteen (15) full years of service with the District.

*** An additional longevity increment of 2% (10.323%) will be granted after twenty (20) full years of service with the District.

**** An additional longevity increment of 2% (12.53%) will be granted after twenty-five (25) full years of service with the District.

Longevity increments 2, 3 and 4 are based on current step placement and any previously earned longevity (rate compounded).

Effective: July 1, 2018

Board Approved:

**Los Rios Community College District
2018-19 Interim**

**Confidential Classified
Annual Salary Schedule**

Range	Step 1	Step 2	Step 3	Step 4	Step 5	Step 6	L1 *	L2 **	L3***	L4****
1C	41,873	43,548	45,289	47,101	48,985	50,945	52,982	55,102	56,204	57,328
2C	43,548	45,289	47,101	48,985	50,945	52,982	55,102	57,306	58,452	59,621
3C	45,289	47,101	48,985	50,945	52,982	55,102	57,306	59,598	60,790	62,006
4C	47,101	48,985	50,945	52,982	55,102	57,306	59,598	61,982	63,221	64,486
5C	48,985	50,945	52,982	55,102	57,306	59,598	61,982	64,461	65,750	67,065
6C	50,945	52,982	55,102	57,306	59,598	61,982	64,461	67,039	68,380	69,748
7C	52,982	55,102	57,306	59,598	61,982	64,461	67,039	69,721	71,115	72,538
8C	55,102	57,306	59,598	61,982	64,461	67,039	69,721	72,510	73,960	75,439
9C	57,306	59,598	61,982	64,461	67,039	69,721	72,510	75,410	76,918	78,457
10C	59,598	61,982	64,461	67,039	69,721	72,510	75,410	78,427	79,995	81,595
11C	61,982	64,461	67,039	69,721	72,510	75,410	78,427	81,564	83,195	84,859
12C	64,461	67,039	69,721	72,510	75,410	78,427	81,564	84,826	86,523	88,253
13C	67,039	69,721	72,510	75,410	78,427	81,564	84,826	88,219	89,984	91,783
14C	69,721	72,510	75,410	78,427	81,564	84,826	88,219	91,748	93,583	95,455
15C	72,510	75,410	78,427	81,564	84,826	88,219	91,748	95,418	97,326	99,273
16C	75,410	78,427	81,564	84,826	88,219	91,748	95,418	99,235	101,219	103,244
17C	78,427	81,564	84,826	88,219	91,748	95,418	99,235	103,204	105,268	107,373
18C	81,564	84,826	88,219	91,748	95,418	99,235	103,204	107,332	109,479	111,668
19C	84,826	88,219	91,748	95,418	99,235	103,204	107,332	111,625	113,858	116,135
20C	88,219	91,748	95,418	99,235	103,204	107,332	111,625	116,090	118,412	120,780
21C	91,748	95,418	99,235	103,204	107,332	111,625	116,090	120,734	123,149	125,612
22C	95,418	99,235	103,204	107,332	111,625	116,090	120,734	125,563	128,075	130,636
23C	99,235	103,204	107,332	111,625	116,090	120,734	125,563	130,586	133,198	135,862

*After 10 years of satisfactory service with Los Rios, a longevity increment will be awarded which is 4% of the appropriate range and step

** An additional longevity increment of 4% (8.16%) will be granted after fifteen (15) full years of service with the District.

*** An additional longevity increment of 2% (10.323%) will be granted after twenty (20) full years of service with the District.

**** An additional longevity increment of 2% (12.53%) will be granted after twenty-five (25) full years of service with the District.

Longevity increments 2, 3 and 4 are based on current step placement and any previously earned longevity (rate compounded).

Effective: July 1, 2018

Board Approved:

**Los Rios Community College District
2017-18 Final**

Salary Ranges for Confidential Classified Positions

Includes a one-time-only improvement of 4%

Job Code	Titles	Range	Full Time Annual Salary		
0644	Communications and Public Information Officer (E)	18C	84,826	-	116,135
0286	Confidential Business Services Officer	12C	67,039	-	91,783
0135	Confidential Chancellor's Executive Officer	21C	95,418	-	130,636
0632	Confidential Financial Analyst (E)	17C	81,564	-	111,668
0121	Confidential Human Resources Assistant I	2C	45,290	-	62,006
0148	Confidential Human Resources Assistant II	3C	47,101	-	64,486
0170	Confidential Human Resources Assistant III	4C	48,985	-	67,065
0635	Confidential Human Resources Officer (E)	18C	84,826	-	116,135
0119	Confidential Human Resources Specialist I	5C	50,945	-	69,748
0159	Confidential Human Resources Specialist II	6C	52,982	-	72,538
0120	Confidential Human Resources Specialist III	8C	57,306	-	78,457
0160	Confidential Human Resources Training Specialist	11C	64,461	-	88,253
0708	Confidential Principal Information Systems Auditor (E)	23C	103,204	-	141,296
0638	Confidential Principal Internal Auditor (E)	20C	91,748	-	125,612
0645	Confidential Senior Financial Analyst (E)	20C	91,748	-	125,612
0284	Confidential Senior Human Resources Officer (E)	19C	88,219	-	120,781

The max salary in range includes the 10, 15, 20 and 25 year longevity increments.

(E) Exempt employee - not entitled to overtime provisions.

Retroactive to July 1, 2017

Board Approved:

Los Rios Community College District
2017-18 Final
Confidential Classified
Monthly Salary Schedule

Includes a one-time-only improvement of 4%

Range	Hourly Step 1	Monthly Step 1	Step 2	Step 3	Step 4	Step 5	Step 6	L1*	L2 **	L3***	L4****
1C	20.94	3,628.96	3,774.13	3,925.09	4,082.10	4,245.38	4,415.19	4,591.80	4,775.47	4,870.98	4,968.40
2C	21.77	3,774.13	3,925.09	4,082.10	4,245.38	4,415.19	4,591.80	4,775.47	4,966.49	5,065.82	5,167.13
3C	22.64	3,925.09	4,082.10	4,245.38	4,415.19	4,591.80	4,775.47	4,966.49	5,165.14	5,268.45	5,373.82
4C	23.55	4,082.10	4,245.38	4,415.19	4,591.80	4,775.47	4,966.49	5,165.14	5,371.75	5,479.18	5,588.77
5C	24.49	4,245.38	4,415.19	4,591.80	4,775.47	4,966.49	5,165.14	5,371.75	5,586.62	5,698.35	5,812.32
6C	25.47	4,415.19	4,591.80	4,775.47	4,966.49	5,165.14	5,371.74	5,586.62	5,810.09	5,926.29	6,044.81
7C	26.49	4,591.80	4,775.47	4,966.49	5,165.14	5,371.74	5,586.62	5,810.09	6,042.49	6,163.34	6,286.60
8C	27.55	4,775.47	4,966.49	5,165.14	5,371.74	5,586.62	5,810.08	6,042.49	6,284.19	6,409.88	6,538.07
9C	28.65	4,966.49	5,165.14	5,371.74	5,586.62	5,810.08	6,042.49	6,284.19	6,535.55	6,666.27	6,799.60
10C	29.80	5,165.14	5,371.74	5,586.62	5,810.08	6,042.49	6,284.19	6,535.55	6,796.98	6,932.92	7,071.58
11C	30.99	5,371.74	5,586.62	5,810.08	6,042.49	6,284.19	6,535.55	6,796.98	7,068.85	7,210.23	7,354.44
12C	32.23	5,586.62	5,810.08	6,042.49	6,284.19	6,535.55	6,796.98	7,068.85	7,351.60	7,498.63	7,648.61
13C	33.52	5,810.08	6,042.49	6,284.19	6,535.55	6,796.98	7,068.85	7,351.60	7,645.66	7,798.58	7,954.55
14C	34.86	6,042.49	6,284.19	6,535.55	6,796.98	7,068.85	7,351.60	7,645.66	7,951.49	8,110.52	8,272.73
15C	36.25	6,284.19	6,535.55	6,796.98	7,068.85	7,351.60	7,645.66	7,951.49	8,269.55	8,434.94	8,603.64
16C	37.71	6,535.55	6,796.98	7,068.85	7,351.60	7,645.66	7,951.49	8,269.55	8,600.34	8,772.34	8,947.79
17C	39.21	6,796.98	7,068.85	7,351.60	7,645.66	7,951.49	8,269.55	8,600.34	8,944.35	9,123.23	9,305.69
18C	40.78	7,068.85	7,351.60	7,645.66	7,951.49	8,269.55	8,600.34	8,944.35	9,302.12	9,488.16	9,677.93
19C	42.41	7,351.60	7,645.66	7,951.49	8,269.55	8,600.34	8,944.35	9,302.12	9,674.20	9,867.68	10,065.04
20C	44.11	7,645.66	7,951.49	8,269.55	8,600.34	8,944.35	9,302.12	9,674.20	10,061.17	10,262.39	10,467.64
21C	45.87	7,951.49	8,269.55	8,600.34	8,944.35	9,302.12	9,674.20	10,061.17	10,463.62	10,672.89	10,886.35
22C	47.71	8,269.55	8,600.34	8,944.35	9,302.12	9,674.20	10,061.17	10,463.62	10,882.16	11,099.80	11,321.80
23C	49.62	8,600.34	8,944.35	9,302.12	9,674.20	10,061.17	10,463.62	10,882.16	11,317.45	11,543.80	11,774.67

*After 10 years of satisfactory service with Los Rios, a longevity increment will be awarded which is 4% of the appropriate range and step

** An additional longevity increment of 4% (8.16%) will be granted after fifteen (15) full years of service with the District.

*** An additional longevity increment of 2% (10.323%) will be granted after twenty (20) full years of service with the District.

**** An additional longevity increment of 2% (12.53%) will be granted after twenty-five (25) full years of service with the District.

Longevity increments 2, 3 and 4 are based on current step placement and any previously earned longevity (rate compounded).

Retroactive to July 1, 2017

Board Approved:

Los Rios Community College District
2017-18 Final
Confidential Classified
Annual Salary Schedule

Includes a one-time-only improvement of 4%

Range	Step 1	Step 2	Step 3	Step 4	Step 5	Step 6	L1*	L2 **	L3***	L4****
1C	43,548	45,290	47,101	48,985	50,945	52,982	55,102	57,306	58,452	59,621
2C	45,290	47,101	48,985	50,945	52,982	55,102	57,306	59,598	60,790	62,006
3C	47,101	48,985	50,945	52,982	55,102	57,306	59,598	61,982	63,221	64,486
4C	48,985	50,945	52,982	55,102	57,306	59,598	61,982	64,461	65,750	67,065
5C	50,945	52,982	55,102	57,306	59,598	61,982	64,461	67,039	68,380	69,748
6C	52,982	55,102	57,306	59,598	61,982	64,461	67,039	69,721	71,115	72,538
7C	55,102	57,306	59,598	61,982	64,461	67,039	69,721	72,510	73,960	75,439
8C	57,306	59,598	61,982	64,461	67,039	69,721	72,510	75,410	76,919	78,457
9C	59,598	61,982	64,461	67,039	69,721	72,510	75,410	78,427	79,995	81,595
10C	61,982	64,461	67,039	69,721	72,510	75,410	78,427	81,564	83,195	84,859
11C	64,461	67,039	69,721	72,510	75,410	78,427	81,564	84,826	86,523	88,253
12C	67,039	69,721	72,510	75,410	78,427	81,564	84,826	88,219	89,984	91,783
13C	69,721	72,510	75,410	78,427	81,564	84,826	88,219	91,748	93,583	95,455
14C	72,510	75,410	78,427	81,564	84,826	88,219	91,748	95,418	97,326	99,273
15C	75,410	78,427	81,564	84,826	88,219	91,748	95,418	99,235	101,219	103,244
16C	78,427	81,564	84,826	88,219	91,748	95,418	99,235	103,204	105,268	107,373
17C	81,564	84,826	88,219	91,748	95,418	99,235	103,204	107,332	109,479	111,668
18C	84,826	88,219	91,748	95,418	99,235	103,204	107,332	111,625	113,858	116,135
19C	88,219	91,748	95,418	99,235	103,204	107,332	111,625	116,090	118,412	120,781
20C	91,748	95,418	99,235	103,204	107,332	111,625	116,090	120,734	123,149	125,612
21C	95,418	99,235	103,204	107,332	111,625	116,090	120,734	125,563	128,075	130,636
22C	99,235	103,204	107,332	111,625	116,090	120,734	125,563	130,586	133,198	135,862
23C	103,204	107,332	111,625	116,090	120,734	125,563	130,586	135,809	138,526	141,296

*After 10 years of satisfactory service with Los Rios, a longevity increment will be awarded which is 4% of the appropriate range and step

** An additional longevity increment of 4% (8.16%) will be granted after fifteen (15) full years of service with the District.

*** An additional longevity increment of 2% (10.323%) will be granted after twenty (20) full years of service with the District.

**** An additional longevity increment of 2% (12.53%) will be granted after twenty-five (25) full years of service with the District.

Longevity increments 2, 3 and 4 are based on current step placement and any previously earned longevity (rate compounded).

Retroactive to July 1, 2017

Board Approved:

Los Rios Community College District
2018-19 Interim
Management Salary Schedule
Full Time Annual

Title	Range	Step 1	Step 2	Step 3	Step 4	Step 5	+ 10 Yr. Long. Based on Step 5	+ 15 Yr. Long. Based on Step 5	+ 20 Yr. Long. Based on Step 5	+ 20 Yr. Long. & Dr. Based on Step 5
Deputy Chancellor (679)	C	216,426	220,754	225,169	229,672	234,266	243,637	253,382	258,450	261,837
Vice Chancellor/ College President (679)	B	200,513	204,524	208,614	212,786	217,042	225,724	234,753	239,448	242,835
Assoc. Vice Chancellor/ General Counsel (679)	A	171,379	174,807	178,303	181,869	185,506	192,927	200,644	204,656	208,043
Director/Manager II Vice President (674)	1	149,378	152,365	155,413	158,521	161,691	168,159	174,885	178,383	181,770
Director/Manager III/ Assoc. VP (672)	2	140,062	142,863	145,720	148,635	151,607	157,672	163,978	167,258	170,645
Director/Manager III/ Dean (670)	3	131,327	133,953	136,632	139,365	142,152	147,838	153,752	156,827	160,214
Director/Manager IV/ Dean III (668)	4	123,136	125,599	128,111	130,673	133,287	138,618	144,163	147,046	150,433
Director/Manager V (664)	5	106,830	108,966	111,146	113,368	115,636	120,261	125,072	127,573	130,960
Director/Manager VI (663)	6	100,167	102,170	104,214	106,298	108,424	112,761	117,272	119,617	123,004
Director/Manager VII (662)	7	92,221	94,065	95,946	97,865	99,823	103,816	107,968	110,128	113,515
Director/Manager VIII (665)	8	86,469	88,199	89,963	91,762	93,597	97,341	101,235	103,259	106,646
Director/Manager IX (669)	9	81,077	82,698	84,352	86,039	87,760	91,270	94,921	96,820	100,207
Director/Manager X (675)	10	76,020	77,541	79,091	80,673	82,287	85,578	89,001	90,781	94,168

Educational Stipend: An educational stipend of \$3,387 will be provided to managers possessing an earned doctorate completed at an accredited institution or fully accredited in accordance with the American Bar Association or the California Bar Association. Accredited institution includes a postsecondary institution accredited by an accreditation agency recognized by either the U.S. Department of Education or the Council on Postsecondary and Vocational Education. The stipend amount is equivalent to the difference between Step 6 Class IV and Step 6 Class V on the LRCFT Salary Schedule A.

After 10 years of full-time service with Los Rios, a longevity increment will be awarded which will be 4% of the appropriate range and step.

An Additional 4% (8.16%) increment will be awarded after 15 years.

An Additional 2% (10.323%) increment will be awarded after 20 years.

The second and third longevity increments will be based on current step placement plus previously earned longevity increments (rate compounded).

Effective: July 1, 2018

Board Approved:

LOS RIOS COMMUNITY COLLEGE DISTRICT
2018-19 Interim
Management Salary Schedule
Without Doctoral Stipend

Range	1	1 + 10 yrs	1 + 15 yrs	1 + 20 yrs	2	2 + 10 yrs	2 + 15 yrs	2 + 20 yrs	3	3 + 10 yrs	3 + 15yrs	3 + 20 yrs	4	4 + 10 yrs	4 + 15 yrs	4 + 20 yrs	5	5 + 10 yrs	5 + 15 yrs	5 + 20 yrs
C	216,425.51	225,082.53	234,085.83	238,767.55	220,754.02	229,584.18	238,767.55	243,542.90	225,169.10	234,175.86	243,542.89	248,413.75	229,672.48	238,859.38	248,413.76	253,382.04	234,265.93	243,636.57	253,382.03	258,449.67
	18,035.46	18,756.88	19,507.15	19,897.30	18,396.17	19,132.02	19,897.30	20,295.24	18,764.09	19,514.66	20,295.24	20,701.15	19,139.37	19,904.95	20,701.15	21,115.17	19,522.16	20,303.05	21,115.17	21,537.47
	970.52	1,009.34	1,049.71	1,070.71	989.93	1,029.53	1,070.71	1,092.12	1,009.73	1,050.12	1,092.12	1,113.96	1,029.92	1,071.12	1,113.96	1,136.24	1,050.52	1,092.54	1,136.24	1,158.97
B	200,513.45	208,533.99	216,875.35	221,212.86	204,523.72	212,704.67	221,212.86	225,637.12	208,614.19	216,958.76	225,637.11	230,149.85	212,786.47	221,297.93	230,149.85	234,752.85	217,042.20	225,723.89	234,752.85	239,447.91
	16,709.45	17,377.83	18,072.95	18,434.41	17,043.64	17,725.39	18,434.41	18,803.09	17,384.52	18,079.90	18,803.09	19,179.15	17,732.21	18,441.49	19,179.15	19,562.74	18,086.85	18,810.32	19,562.74	19,953.99
	899.16	935.13	972.54	991.99	917.15	953.83	991.99	1,011.83	935.49	972.91	1,011.83	1,032.06	954.20	992.37	1,032.06	1,052.70	973.28	1,012.21	1,052.70	1,073.76
A	171,379.15	178,234.32	185,363.69	189,070.96	174,806.73	181,799.00	189,070.96	192,852.38	178,302.86	185,434.97	192,852.37	196,709.42	181,868.92	189,143.68	196,709.43	200,643.62	185,506.30	192,926.55	200,643.61	204,656.48
	14,281.60	14,852.86	15,446.97	15,755.91	14,567.23	15,149.92	15,755.91	16,071.03	14,858.57	15,452.91	16,071.03	16,392.45	15,155.74	15,761.97	16,392.45	16,720.30	15,458.86	16,077.21	16,720.30	17,054.71
	768.52	799.26	831.23	847.85	783.89	815.24	847.85	864.81	799.56	831.55	864.81	882.11	815.56	848.18	882.11	899.75	831.87	865.14	899.75	917.74
1	149,377.73	155,352.84	161,566.95	164,798.29	152,365.28	158,459.89	164,798.29	168,094.26	155,412.59	161,629.09	168,094.25	171,456.14	158,520.84	164,861.67	171,456.14	174,885.26	161,691.26	168,158.91	174,885.27	178,382.98
	12,448.14	12,946.07	13,463.91	13,733.19	12,697.11	13,204.99	13,733.19	14,007.86	12,951.05	13,469.09	14,007.85	14,288.01	13,210.07	13,738.47	14,288.01	14,573.77	13,474.27	14,013.24	14,573.77	14,865.25
	669.86	696.65	724.52	739.01	683.25	710.58	739.01	753.79	696.92	724.79	753.79	768.86	710.86	739.29	768.86	784.24	725.07	754.08	784.24	799.92
2	140,061.67	145,664.14	151,490.71	154,520.52	142,862.90	148,577.42	154,520.52	157,610.93	145,720.16	151,548.97	157,610.93	160,763.15	148,634.56	154,579.94	160,763.14	163,978.40	151,607.25	157,671.54	163,978.40	167,257.97
	11,671.81	12,138.68	12,624.23	12,876.71	11,905.24	12,381.45	12,876.71	13,134.24	12,143.35	12,629.08	13,134.24	13,396.93	12,386.21	12,881.66	13,396.93	13,664.87	12,633.94	13,139.30	13,664.87	13,938.16
	628.08	653.20	679.33	692.92	640.64	666.27	692.92	706.78	653.45	679.59	706.78	720.91	666.52	693.18	720.91	735.33	679.85	707.05	735.33	750.04
3	131,326.62	136,579.68	142,042.87	144,883.73	133,953.15	139,311.28	144,883.73	147,781.40	136,632.21	142,097.50	147,781.40	150,737.03	139,364.85	144,939.44	150,737.02	153,751.76	142,152.15	147,838.24	153,751.77	156,826.81
	10,943.89	11,381.64	11,836.91	12,073.64	11,162.76	11,609.27	12,073.64	12,315.12	11,386.02	11,841.46	12,315.12	12,561.42	11,613.74	12,078.29	12,561.42	12,812.65	11,846.01	12,319.85	12,812.65	13,068.90
	588.91	612.46	636.96	649.70	600.69	624.71	649.70	662.70	612.70	637.21	662.70	675.95	624.95	649.95	675.95	689.47	637.45	662.95	689.47	703.26
4	123,136.32	128,061.77	133,184.24	135,847.92	125,599.05	130,623.01	135,847.93	138,564.89	128,111.03	133,235.47	138,564.89	141,336.19	130,673.25	135,900.18	141,336.19	144,162.91	133,286.72	138,618.19	144,162.92	147,046.18
	10,261.36	10,671.81	11,098.69	11,320.66	10,466.59	10,885.25	11,320.66	11,547.07	10,675.92	11,102.96	11,547.07	11,778.02	10,889.44	11,325.02	11,778.02	12,013.58	11,107.23	11,551.52	12,013.58	12,253.85
	552.18	574.27	597.24	609.18	563.22	585.75	609.18	621.37	574.49	597.47	621.37	633.79	585.98	609.42	633.79	646.47	597.70	621.61	646.47	659.40
5	106,829.63	111,102.82	115,546.93	117,857.87	108,966.22	113,324.87	117,857.86	120,215.02	111,145.54	115,591.36	120,215.01	122,619.31	113,368.45	117,903.19	122,619.32	125,071.71	115,635.82	120,261.25	125,071.70	127,573.13
	8,902.47	9,258.57	9,628.91	9,821.49	9,080.52	9,443.74	9,821.49	10,017.92	9,262.13	9,632.61	10,017.92	10,218.28	9,447.37	9,825.27	10,218.28	10,422.64	9,636.32	10,021.77	10,422.64	10,631.09
	479.06	498.22	518.15	528.51	488.64	508.18	528.51	539.08	498.41	518.35	539.08	549.86	508.38	528.71	549.86	560.86	518.55	539.29	560.86	572.08
6	100,167.11	104,173.79	108,340.74	110,507.55	102,170.45	106,257.27	110,507.56	112,717.71	104,213.86	108,382.41	112,717.71	114,972.06	106,298.14	110,550.07	114,972.07	117,271.51	108,424.10	112,761.06	117,271.50	119,616.93
	8,347.26	8,681.15	9,028.40	9,208.96	8,514.20	8,854.77	9,208.96	9,393.14	8,684.49	9,031.87	9,393.14	9,581.01	8,858.18	9,212.51	9,581.01	9,772.63	9,035.34	9,396.76	9,772.63	9,968.08
	449.18	467.15	485.83	495.55	458.16	476.49	495.55	505.46	467.33	486.02	505.46	515.57	476.67	495.74	515.57	525.88	486.21	505.65	525.88	536.40
7	92,220.73	95,909.56	99,745.94	101,740.86	94,065.14	97,827.75	101,740.86	103,775.68	95,946.44	99,784.30	103,775.67	105,851.18	97,865.37	101,779.98	105,851.18	107,968.20	99,822.68	103,815.59	107,968.21	110,127.57
	7,685.06	7,992.46	8,312.16	8,478.41	7,838.76	8,152.31	8,478.41	8,647.97	7,995.54	8,315.36	8,647.97	8,820.93	8,155.45	8,481.67	8,820.93	8,997.35	8,318.56	8,651.30	8,997.35	9,177.30
	413.55	430.09	447.29	456.24	421.82	438.69	456.24	465.36	430.25	447.46	465.36	474.67	438.86	456.41	474.67	484.16	447.64	465.54	484.16	493.85
8	86,469.31	89,928.08	93,525.20	95,395.70	88,198.70	91,726.65	95,395.72	97,303.63	89,962.67	93,561.18	97,303.63	99,249.70	91,761.92	95,432.40	99,249.70	101,234.69	93,597.16	97,341.05	101,234.69	103,259.38
	7,205.78	7,494.01	7,793.77	7,949.64	7,349.89	7,643.89	7,949.64	8,108.64	7,496.89	7,796.77	8,108.64	8,270.81	7,646.83	7,952.70	8,270.81	8,436.22	7,799.76	8,111.75	8,436.22	8,604.95
	387.75	403.26	419.40	427.78	395.51	411.33	427.78	436.34	403.42	419.56	436.34	445.07	411.49	427.95	445.07	453.97	419.72	436.51	453.97	463.05
9	81,076.58	84,319.64	87,692.43	89,446.28	82,698.11	86,006.03	89,446.27	91,235.20	84,352.07	87,726.15	91,235.20	93,059.90	86,039.11	89,480.67	93,059.90	94,921.10	87,759.89	91,270.29	94,921.10	96,819.52
	6,756.38	7,026.64	7,307.70	7,453.86	6,891.51	7,167.17	7,453.86	7,602.93	7,029.34	7,310.51	7,602.93	7,754.99	7,169.93	7,456.72	7,754.99	7,910.09	7,313.32	7,605.86	7,910.09	8,068.29
	363.57	378.11	393.24	401.10	370.84	385.68	401.10	409.13	378.26	393.39	409.13	417.31	385.83	401.26	417.31	425.66	393.54	409.28	425.66	434.17
10	76,020.17	79,060.98	82,223.42	83,867.89	77,540.57	80,642.19	83,867.88	85,545.24	79,091.38	82,255.04	85,545.24	87,256.14	80,673.21	83,900.14	87,256.15	89,001.27	82,286.67	85,578.14	89,001.27	90,781.30
	6,335.01	6,588.42	6,851.95	6,988.99	6,461.71	6,720.18	6,988.99	7,128.77	6,590.95	6,854.59	7,128.77	7,271.35	6,722.77	6,991.68	7,271.35	7,416.77	6,857.22	7,131.51	7,416.77	7,565.11
	340.90	354.53	368.71	376.09	347.72	361.62	376.09	383.61	354.67	368.86	383.61	391.28	361.76	376.23	391.28	399.11	369.00	383.76	399.11	407.09

Effective: July 1, 2018

Board Approved:

LOS RIOS COMMUNITY COLLEGE DISTRICT
2018-19 Interim
Management Salary Schedule
With Doctoral Stipend of \$3,387

Range	1	1 + 10 yrs	1 + 15 yrs	1 + 20 yrs	2	2 + 10 yrs	2 + 15 yrs	2 + 20 yrs	3	3 + 10 yrs	3 + 15yrs	3 + 20 yrs	4	4 + 10 yrs	4 + 15 yrs	4 + 20 yrs	5	5 + 10 yrs	5 + 15 yrs	5 + 20 yrs
C	219,812.51	228,469.53	237,472.83	242,154.55	224,141.02	232,971.18	242,154.55	246,929.90	228,556.10	237,562.86	246,929.99	251,800.75	233,059.48	242,246.38	251,800.76	256,769.04	237,652.93	247,023.57	256,769.03	261,836.67
	18,317.71	19,039.13	19,789.40	20,179.55	18,678.42	19,414.27	20,179.55	20,577.49	19,046.34	19,796.91	20,577.49	20,983.40	19,421.62	20,187.20	20,983.40	21,397.42	19,804.41	20,585.30	21,397.42	21,819.72
	985.71	1,024.53	1,064.90	1,085.89	1,005.12	1,044.71	1,085.89	1,107.31	1,024.92	1,065.30	1,107.31	1,129.15	1,045.11	1,086.31	1,129.15	1,151.43	1,065.71	1,107.73	1,151.43	1,174.16
B	203,900.45	211,920.99	220,262.35	224,599.86	207,910.72	216,091.67	224,599.86	229,024.12	212,001.19	220,345.76	229,024.11	233,536.85	216,173.47	224,684.93	233,536.85	238,139.85	220,429.20	229,110.89	238,139.85	242,834.91
	16,991.70	17,660.08	18,355.20	18,716.66	17,325.89	18,007.64	18,716.66	19,085.34	17,666.77	18,362.15	19,085.34	19,461.40	18,014.46	18,723.74	19,461.40	19,844.99	18,369.10	19,092.57	19,844.99	20,236.24
	914.35	950.32	987.72	1,007.17	932.34	969.02	1,007.17	1,027.01	950.68	988.10	1,027.01	1,047.25	969.39	1,007.56	1,047.25	1,067.89	988.47	1,027.40	1,067.89	1,088.95
A	174,766.15	181,621.32	188,750.69	192,457.96	178,193.73	185,186.00	192,457.96	196,239.38	181,689.86	188,821.97	196,239.37	200,096.42	185,255.92	192,530.68	200,096.43	204,030.62	188,893.30	196,313.55	204,030.61	208,043.48
	14,563.85	15,135.11	15,729.22	16,038.16	14,849.48	15,432.17	16,038.16	16,353.28	15,140.82	15,735.16	16,353.28	16,674.70	15,437.99	16,044.22	16,674.70	17,002.55	15,741.11	16,359.46	17,002.55	17,336.96
	783.70	814.45	846.42	863.04	799.08	830.43	863.04	880.00	814.75	846.74	880.00	897.29	830.74	863.37	897.29	914.94	847.06	880.33	914.94	932.93
1	152,764.73	158,739.84	164,953.95	168,185.29	155,752.28	161,846.89	168,185.29	171,481.26	158,799.59	165,016.09	171,481.25	174,843.14	161,907.84	168,248.67	174,843.14	178,272.26	165,078.26	171,545.91	178,272.27	181,769.98
	12,730.39	13,228.32	13,746.16	14,015.44	12,979.36	13,487.24	14,015.44	14,290.11	13,233.30	13,751.34	14,290.10	14,570.26	13,492.32	14,020.72	14,570.26	14,856.02	13,756.52	14,295.49	14,856.02	15,147.50
	685.04	711.84	739.70	754.19	698.44	725.77	754.19	768.97	712.11	739.98	768.97	784.05	726.04	754.48	784.05	799.43	740.26	769.26	799.43	815.11
2	143,448.67	149,051.14	154,877.71	157,907.52	146,249.90	151,964.42	157,907.52	160,997.93	149,107.16	154,935.97	160,997.93	164,150.15	152,021.56	157,966.94	164,150.14	167,365.40	154,994.25	161,058.54	167,365.40	170,644.97
	11,954.06	12,420.93	12,906.48	13,158.96	12,187.49	12,663.70	13,158.96	13,416.49	12,425.60	12,911.33	13,416.49	13,679.18	12,668.46	13,163.91	13,679.18	13,947.12	12,916.19	13,421.55	13,947.12	14,220.41
	643.27	668.39	694.52	708.11	655.83	681.45	708.11	721.96	668.64	694.78	721.96	736.10	681.71	708.37	736.10	750.52	695.04	722.24	750.52	765.22
3	134,713.62	139,966.68	145,429.87	148,270.73	137,340.15	142,698.28	148,270.73	151,168.40	140,019.21	145,484.50	151,168.40	154,124.03	142,751.85	148,326.44	154,124.02	157,138.76	145,539.15	151,225.24	157,138.77	160,213.81
	11,226.14	11,663.89	12,119.16	12,355.89	11,445.01	11,891.52	12,355.89	12,597.37	11,668.27	12,123.71	12,597.37	12,843.67	11,895.99	12,360.54	12,843.67	13,094.90	12,128.26	12,602.10	13,094.90	13,351.15
	604.10	627.65	652.15	664.89	615.88	639.90	664.89	677.89	627.89	652.40	677.89	691.14	640.14	665.14	691.14	704.66	652.64	678.14	704.66	718.45
4	126,523.32	131,448.77	136,571.24	139,234.92	128,986.05	134,010.01	139,234.93	141,951.89	131,498.03	136,622.47	141,951.89	144,723.19	134,060.25	139,287.18	144,723.19	147,549.91	136,673.72	142,005.19	147,549.92	150,433.18
	10,543.61	10,954.06	11,380.94	11,602.91	10,748.84	11,167.50	11,602.91	11,829.32	10,958.17	11,385.21	11,829.32	12,060.27	11,171.69	11,607.27	12,060.27	12,295.83	11,389.48	11,833.77	12,295.83	12,536.10
	567.37	589.46	612.43	624.37	578.41	600.94	624.37	636.56	589.68	612.66	636.56	648.98	601.17	624.61	648.98	661.66	612.89	636.79	661.66	674.59
5	110,216.63	114,489.82	118,933.93	121,244.87	112,353.22	116,711.87	121,244.86	123,602.02	114,532.54	118,978.36	123,602.01	126,006.31	116,755.45	121,290.19	126,006.32	128,458.71	119,022.82	123,648.25	128,458.70	130,960.13
	9,184.72	9,540.82	9,911.16	10,103.74	9,362.77	9,725.99	10,103.74	10,300.17	9,544.38	9,914.86	10,300.17	10,500.53	9,729.62	10,107.52	10,500.53	10,704.89	9,918.57	10,304.02	10,704.89	10,913.34
	494.24	513.41	533.34	543.70	503.83	523.37	543.70	554.27	513.60	533.54	554.27	565.05	523.57	543.90	565.05	576.05	533.73	554.48	576.05	587.27
6	103,554.11	107,560.79	111,727.74	113,894.55	105,557.45	109,644.27	113,894.56	116,104.71	107,600.86	111,769.41	116,104.71	118,359.06	109,685.14	113,937.07	118,359.07	120,658.51	111,811.10	116,148.06	120,658.50	123,003.93
	8,629.51	8,963.40	9,310.65	9,491.21	8,796.45	9,137.02	9,491.21	9,675.39	8,966.74	9,314.12	9,675.39	9,863.26	9,140.43	9,494.76	9,863.26	10,054.88	9,317.59	9,679.01	10,054.88	10,250.33
	464.37	482.34	501.02	510.74	473.35	491.68	510.74	520.65	482.52	501.21	520.65	530.76	491.86	510.93	530.76	541.07	501.40	520.84	541.07	551.59
7	95,607.73	99,296.56	103,132.94	105,127.86	97,452.14	101,214.75	105,127.86	107,162.68	99,333.44	103,171.30	107,162.67	109,238.18	101,252.37	105,166.98	109,238.18	111,355.20	103,209.68	107,202.59	111,355.21	113,514.57
	7,967.31	8,274.71	8,594.41	8,760.66	8,121.01	8,434.56	8,760.66	8,930.22	8,277.79	8,597.61	8,930.22	9,103.18	8,437.70	8,763.92	9,103.18	9,279.60	8,600.81	8,933.55	9,279.60	9,459.55
	428.73	445.28	462.48	471.43	437.01	453.88	471.43	480.55	445.44	462.65	480.55	489.86	454.05	471.60	489.86	499.35	462.82	480.73	499.35	509.03
8	89,856.31	93,315.08	96,912.20	98,782.70	91,585.70	95,113.65	98,782.72	100,690.63	93,349.67	96,948.18	100,690.63	102,636.70	95,148.92	98,819.40	102,636.70	104,621.69	96,984.16	100,728.05	104,621.69	106,646.38
	7,488.03	7,776.26	8,076.02	8,231.89	7,632.14	7,926.14	8,231.89	8,390.89	7,779.14	8,079.02	8,390.89	8,553.06	7,929.08	8,234.95	8,553.06	8,718.47	8,082.01	8,394.00	8,718.47	8,887.20
	402.94	418.45	434.58	442.97	410.70	426.52	442.97	451.53	418.61	434.75	451.53	460.25	426.68	443.14	460.25	469.16	434.91	451.70	469.16	478.23
9	84,463.58	87,706.64	91,079.43	92,833.28	86,085.11	89,393.03	92,833.27	94,622.20	87,739.07	91,113.15	94,622.20	96,446.90	89,426.11	92,867.67	96,446.90	98,308.10	91,146.89	94,657.29	98,308.10	100,206.52
	7,038.63	7,308.89	7,589.95	7,736.11	7,173.76	7,449.42	7,736.11	7,885.18	7,311.59	7,592.76	7,885.18	8,037.24	7,452.18	7,738.97	8,037.24	8,192.34	7,595.57	7,888.11	8,192.34	8,350.54
	378.76	393.30	408.43	416.29	386.03	400.87	416.29	424.31	393.45	408.58	424.31	432.50	401.01	416.45	432.50	440.84	408.73	424.47	440.84	449.36
10	79,407.17	82,447.98	85,610.42	87,254.89	80,927.57	84,029.19	87,254.88	88,932.24	82,478.38	85,642.04	88,932.24	90,643.14	84,060.21	87,287.14	90,643.15	92,388.27	85,673.67	88,965.14	92,388.27	94,168.30
	6,617.26	6,870.67	7,134.20	7,271.24	6,743.96	7,002.43	7,271.24	7,411.02	6,873.20	7,136.84	7,411.02	7,553.60	7,005.02	7,273.93	7,553.60	7,699.02	7,139.47	7,413.76	7,699.02	7,847.36
	356.09	369.72	383.90	391.28	362.90	376.81	391.28	398.80	369.86	384.05	398.80	406.47	376.95	391.42	406.47	414.30	384.19	398.95	414.30	422.28

Effective: July 1, 2018

Board Approved:

Los Rios Community College District
2017-18 Final Schedule
Management Salary Schedule
Full Time Annual

Includes a one-time-only improvement of 4%

Title	Range	Step 1	Step 2	Step 3	Step 4	Step 5	+ 10 Yr. Long. Based on Step 5	+ 15 Yr. Long. Based on Step 5	+ 20 Yr. Long. Based on Step 5	+ 20 Yr. Long. & Dr. Based on Step 5
Deputy Chancellor (679)	C	225,083	229,584	234,176	238,859	243,637	253,382	263,517	268,788	272,311
Vice Chancellor/ College President (679)	B	208,534	212,705	216,959	221,298	225,724	234,753	244,143	249,026	252,549
Assoc. Vice Chancellor/ General Counsel (679)	A	178,234	181,799	185,435	189,144	192,927	200,644	208,669	212,843	216,366
Director/Manager II/ Vice President (674)	1	155,353	158,460	161,629	164,862	168,159	174,885	181,881	185,518	189,041
Director/Manager III/ Assoc. VP (672)	2	145,664	148,577	151,549	154,580	157,672	163,978	170,538	173,948	177,471
Director/Manager III/ Dean (670)	3	136,580	139,311	142,098	144,939	147,838	153,752	159,902	163,100	166,623
Director/Manager IV/ Dean III (668)	4	128,062	130,623	133,235	135,900	138,618	144,163	149,929	152,928	156,451
Director/Manager V (664)	5	111,103	113,325	115,591	117,903	120,261	125,072	130,075	132,676	136,199
Director/Manager VI (663)	6	104,174	106,257	108,382	110,550	112,761	117,271	121,962	124,402	127,925
Director/Manager VII (662)	7	95,910	97,828	99,784	101,780	103,816	107,968	112,287	114,533	118,056
Director/Manager VIII (665)	8	89,928	91,727	93,561	95,432	97,341	101,235	105,284	107,390	110,913
Director/Manager IX (669)	9	84,320	86,006	87,726	89,481	91,270	94,921	98,718	100,692	104,215
Director/Manager X (675)	10	79,061	80,642	82,255	83,900	85,578	89,001	92,561	94,413	97,936

Educational Stipend: An educational stipend of \$3,523 will be provided to managers possessing an earned doctorate completed at an accredited institution or fully accredited in accordance with the American Bar Association or the California Bar Association. Accredited institution includes a postsecondary institution accredited by an accreditation agency recognized by either the U.S. Department of Education or the Council on Postsecondary and Vocational Education. The stipend amount is equivalent to the difference between Step 6 Class IV and Step 6 Class V on the LRCFT Salary Schedule A.

After 10 years of full-time service with Los Rios, a longevity increment will be awarded which will be 4% of the appropriate range and step.

An Additional 4% (8.16%) increment will be awarded after 15 years.

An Additional 2% (10.323%) increment will be awarded after 20 years.

The second and third longevity increments will be based on current step placement plus previously earned longevity increments (rate compounded).

Retroactive to July 1, 2017

Board Approved:

LOS RIOS COMMUNITY COLLEGE DISTRICT
2017-18 Final Management Salary Schedule
Without Doctoral Stipend
Includes a one-time-only improvement of 4%

Range	1	1 + 10 yrs	1 + 15 yrs	1 + 20 yrs	2	2 + 10 yrs	2 + 15 yrs	2 + 20 yrs	3	3 + 10 yrs	3 + 15yrs	3 + 20 yrs	4	4 + 10 yrs	4 + 15 yrs	4 + 20 yrs	5	5 + 10 yrs	5 + 15 yrs	5 + 20 yrs
C	225,082.53	234,085.83	243,449.26	248,318.25	229,584.18	238,767.55	248,318.25	253,284.62	234,175.86	243,542.89	253,284.61	258,350.30	238,859.38	248,413.76	258,350.31	263,517.32	243,636.57	253,382.03	263,517.31	268,787.66
	18,756.88	19,507.15	20,287.44	20,693.19	19,132.02	19,897.30	20,693.19	21,107.05	19,514.66	20,295.24	21,107.05	21,529.19	19,904.95	20,701.15	21,529.19	21,959.78	20,303.05	21,115.17	21,959.78	22,398.97
	1,009.34	1,049.71	1,091.70	1,113.53	1,029.53	1,070.71	1,113.53	1,135.81	1,050.12	1,092.12	1,135.81	1,158.52	1,071.12	1,113.96	1,158.52	1,181.69	1,092.54	1,136.24	1,181.69	1,205.33
B	208,533.99	216,875.35	225,550.36	230,061.37	212,704.67	221,212.86	230,061.37	234,662.60	216,958.76	225,637.11	234,662.59	239,355.84	221,297.94	230,149.86	239,355.85	244,142.97	225,723.90	234,752.86	244,142.97	249,025.83
	17,377.83	18,072.95	18,795.86	19,171.78	17,725.39	18,434.41	19,171.78	19,555.22	18,079.90	18,803.09	19,555.22	19,946.32	18,441.50	19,179.16	19,946.32	20,345.25	18,810.33	19,562.74	20,345.25	20,752.15
	935.13	972.54	1,011.44	1,031.67	953.83	991.99	1,031.67	1,052.30	972.91	1,011.83	1,052.30	1,073.34	992.37	1,032.06	1,073.34	1,094.81	1,012.21	1,052.70	1,094.81	1,116.71
A	178,234.34	185,363.71	192,778.26	196,633.83	181,799.03	189,070.99	196,633.83	200,566.51	185,435.01	192,852.41	200,566.51	204,577.84	189,143.71	196,709.46	204,577.84	208,669.40	192,926.58	200,643.64	208,669.39	212,842.78
	14,852.86	15,446.98	16,064.86	16,386.15	15,149.92	15,755.92	16,386.15	16,713.88	15,452.92	16,071.03	16,713.88	17,048.15	15,761.98	16,392.46	17,048.15	17,389.12	16,077.22	16,720.30	17,389.12	17,736.90
	799.26	831.23	864.48	881.77	815.24	847.85	881.77	899.40	831.55	864.81	899.40	917.39	848.18	882.11	917.39	935.74	865.14	899.75	935.74	954.45
1	155,352.86	161,566.97	168,029.65	171,390.24	158,459.92	164,798.32	171,390.25	174,818.06	161,629.12	168,094.28	174,818.05	178,314.41	164,861.70	171,456.17	178,314.42	181,880.71	168,158.93	174,885.29	181,880.70	185,518.31
	12,946.07	13,463.91	14,002.47	14,282.52	13,204.99	13,733.19	14,282.52	14,568.17	13,469.09	14,007.86	14,568.17	14,859.53	13,738.48	14,288.01	14,859.54	15,156.73	14,013.24	14,573.77	15,156.73	15,459.86
	696.65	724.52	753.50	768.57	710.58	739.01	768.57	783.94	724.79	753.79	783.94	799.62	739.29	768.86	799.62	815.61	754.08	784.24	815.61	831.92
2	145,664.15	151,490.72	157,550.35	160,701.36	148,577.43	154,520.53	160,701.35	163,915.38	151,548.98	157,610.94	163,915.38	167,193.69	154,579.96	160,763.16	167,193.69	170,537.56	157,671.56	163,978.42	170,537.56	173,948.31
	12,138.68	12,624.23	13,129.20	13,391.78	12,381.45	12,876.71	13,391.78	13,659.62	12,629.08	13,134.25	13,659.62	13,932.81	12,881.66	13,396.93	13,932.81	14,211.46	13,139.30	13,664.87	14,211.46	14,495.69
	653.20	679.33	706.50	720.63	666.27	692.92	720.63	735.05	679.59	706.78	735.05	749.75	693.18	720.91	749.75	764.74	707.05	735.33	764.74	780.04
3	136,579.68	142,042.87	147,724.58	150,679.07	139,311.27	144,883.72	150,679.07	153,692.65	142,097.50	147,781.40	153,692.66	156,766.51	144,939.45	150,737.03	156,766.51	159,901.84	147,838.24	153,751.77	159,901.84	163,099.88
	11,381.64	11,836.91	12,310.38	12,556.59	11,609.27	12,073.64	12,556.59	12,807.72	11,841.46	12,315.12	12,807.72	13,063.88	12,078.29	12,561.42	13,063.88	13,325.15	12,319.85	12,812.65	13,325.15	13,591.66
	612.46	636.96	662.44	675.69	624.71	649.70	675.69	689.20	637.21	662.70	689.20	702.99	649.95	675.95	702.99	717.05	662.95	689.47	717.05	731.39
4	128,061.77	133,184.24	138,511.61	141,281.84	130,623.01	135,847.93	141,281.85	144,107.49	133,235.47	138,564.89	144,107.49	146,989.64	135,900.18	141,336.19	146,989.64	149,929.43	138,618.18	144,162.91	149,929.43	152,928.02
	10,671.81	11,098.69	11,542.63	11,773.49	10,885.25	11,320.66	11,773.49	12,008.96	11,102.96	11,547.07	12,008.96	12,249.14	11,325.02	11,778.02	12,249.14	12,494.12	11,551.52	12,013.58	12,494.12	12,744.00
	574.27	597.24	621.13	633.55	585.75	609.18	633.55	646.22	597.47	621.37	646.22	659.15	609.42	633.79	659.15	672.33	621.61	646.47	672.33	685.78
5	111,102.80	115,546.91	120,168.79	122,572.17	113,324.86	117,857.85	122,572.16	125,023.60	115,591.36	120,215.01	125,023.61	127,524.08	117,903.19	122,619.32	127,524.09	130,074.57	120,261.25	125,071.70	130,074.57	132,676.06
	9,258.57	9,628.91	10,014.07	10,214.35	9,443.74	9,821.49	10,214.35	10,418.63	9,632.61	10,017.92	10,418.63	10,627.01	9,825.27	10,218.28	10,627.01	10,839.55	10,021.77	10,422.64	10,839.55	11,056.34
	498.22	518.15	538.87	549.65	508.18	528.51	549.65	560.64	518.35	539.08	560.64	571.86	528.71	549.86	571.86	583.29	539.29	560.86	583.29	594.96
6	104,173.77	108,340.72	112,674.35	114,927.84	106,257.25	110,507.54	114,927.84	117,226.40	108,382.40	112,717.70	117,226.41	119,570.94	110,550.05	114,972.05	119,570.93	121,962.35	112,761.05	117,271.49	121,962.35	124,401.60
	8,681.15	9,028.39	9,389.53	9,577.32	8,854.77	9,208.96	9,577.32	9,768.87	9,031.87	9,393.14	9,768.87	9,964.25	9,212.50	9,581.00	9,964.24	10,163.53	9,396.75	9,772.62	10,163.53	10,366.80
	467.15	485.83	505.27	515.37	476.49	495.55	515.37	525.68	486.02	505.46	525.68	536.19	495.74	515.57	536.19	546.92	505.65	525.88	546.92	557.85
7	95,909.56	99,745.94	103,735.78	105,810.50	97,827.75	101,740.86	105,810.49	107,926.70	99,784.30	103,775.67	107,926.70	110,085.23	101,779.99	105,851.19	110,085.24	112,286.94	103,815.59	107,968.21	112,286.94	114,532.68
	7,992.46	8,312.16	8,644.65	8,817.54	8,152.31	8,478.41	8,817.54	8,993.89	8,315.36	8,647.97	8,993.89	9,173.77	8,481.67	8,820.93	9,173.77	9,357.25	8,651.30	8,997.35	9,357.25	9,544.39
	430.09	447.29	465.18	474.49	438.69	456.24	474.49	483.98	447.46	465.36	483.98	493.66	456.41	474.67	493.66	503.53	465.54	484.16	503.53	513.60
8	89,928.09	93,525.21	97,266.22	99,211.54	91,726.65	95,395.72	99,211.55	101,195.78	93,561.18	97,303.63	101,195.78	103,219.70	95,432.40	99,249.70	103,219.69	105,284.08	97,341.05	101,234.69	105,284.08	107,389.76
	7,494.01	7,793.77	8,105.52	8,267.63	7,643.89	7,949.64	8,267.63	8,432.98	7,796.77	8,108.64	8,432.98	8,601.64	7,952.70	8,270.81	8,601.64	8,773.67	8,111.75	8,436.22	8,773.67	8,949.15
	403.26	419.40	436.17	444.89	411.33	427.78	444.89	453.79	419.56	436.34	453.79	462.87	427.95	445.07	462.87	472.13	436.51	453.97	472.13	481.57
9	84,319.66	87,692.45	91,200.15	93,024.15	86,006.05	89,446.29	93,024.14	94,884.62	87,726.17	91,235.22	94,884.63	96,782.32	89,480.69	93,059.92	96,782.32	98,717.97	91,270.30	94,921.11	98,717.95	100,692.31
	7,026.64	7,307.70	7,600.01	7,752.01	7,167.17	7,453.86	7,752.01	7,907.05	7,310.51	7,602.94	7,907.05	8,065.19	7,456.72	7,754.99	8,065.19	8,226.50	7,605.86	7,910.09	8,226.50	8,391.03
	378.12	393.24	408.97	417.15	385.68	401.10	417.15	425.49	393.39	409.13	425.49	434.00	401.26	417.31	434.00	442.68	409.28	425.66	442.68	451.54
10	79,061.00	82,223.44	85,512.38	87,222.63	80,642.22	83,867.91	87,222.63	88,967.08	82,255.06	85,545.26	88,967.07	90,746.41	83,900.16	87,256.17	90,746.42	92,561.35	85,578.16	89,001.29	92,561.34	94,412.57
	6,588.42	6,851.95	7,126.03	7,268.55	6,720.19	6,988.99	7,268.55	7,413.92	6,854.59	7,128.77	7,413.92	7,562.20	6,991.68	7,271.35	7,562.20	7,713.45	7,131.51	7,416.77	7,713.45	7,867.71
	354.53	368.71	383.46	391.13	361.62	376.09	391.13	398.96	368.86	383.61	398.96	406.93	376.23	391.28	406.93	415.07	383.76	399.11	415.07	423.37

LOS RIOS COMMUNITY COLLEGE DISTRICT
2017-18 Final Management Salary Schedule
With Doctoral Stipend of \$3,523
Includes a one-time-only improvement of 4%

Range	1	1 + 10 yrs	1 + 15 yrs	1 + 20 yrs	2	2 + 10 yrs	2 + 15 yrs	2 + 20 yrs	3	3 + 10 yrs	3 + 15yrs	3 + 20 yrs	4	4 + 10 yrs	4 + 15 yrs	4 + 20 yrs	5	5 + 10 yrs	5 + 15 yrs	5 + 20 yrs
C	228,605.53	237,608.83	246,972.26	251,841.25	233,107.18	242,290.55	251,841.25	256,807.62	237,698.86	247,065.89	256,807.61	261,873.30	242,382.38	251,936.76	261,873.31	267,040.32	247,159.57	256,905.03	267,040.31	272,310.66
	19,050.46	19,800.74	20,581.02	20,986.77	19,425.60	20,190.88	20,986.77	21,400.64	19,808.24	20,588.82	21,400.63	21,822.78	20,198.53	20,994.73	21,822.78	22,253.36	20,596.63	21,408.75	22,253.36	22,692.56
	1,025.14	1,065.51	1,107.50	1,129.33	1,045.32	1,086.50	1,129.33	1,151.60	1,065.91	1,107.92	1,151.60	1,174.32	1,086.92	1,129.76	1,174.32	1,197.49	1,108.34	1,152.04	1,197.49	1,221.12
B	212,056.99	220,398.35	229,073.36	233,584.37	216,227.67	224,735.86	233,584.37	238,185.60	220,481.76	229,160.11	238,185.59	242,878.84	224,820.94	233,672.86	242,878.85	247,665.97	229,246.90	238,275.86	247,665.97	252,548.83
	17,671.42	18,366.53	19,089.45	19,465.36	18,018.97	18,727.99	19,465.36	19,848.80	18,373.48	19,096.68	19,848.80	20,239.90	18,735.08	19,472.74	20,239.90	20,638.83	19,103.91	19,856.32	20,638.83	21,045.74
	950.93	988.33	1,027.23	1,047.46	969.63	1,007.78	1,047.46	1,068.10	988.71	1,027.62	1,068.10	1,089.14	1,008.17	1,047.86	1,089.14	1,110.61	1,028.01	1,068.50	1,110.61	1,132.51
A	181,757.34	188,886.71	196,301.26	200,156.83	185,322.03	192,593.99	200,156.83	204,089.51	188,958.01	196,375.41	204,089.51	208,100.84	192,666.71	200,232.46	208,100.84	212,192.40	196,449.58	204,166.64	212,192.39	216,365.78
	15,146.45	15,740.56	16,358.44	16,679.74	15,443.50	16,049.50	16,679.74	17,007.46	15,746.50	16,364.62	17,007.46	17,341.74	16,055.56	16,686.04	17,341.74	17,682.70	16,370.80	17,013.89	17,682.70	18,030.48
	815.06	847.03	880.27	897.56	831.04	863.65	897.56	915.20	847.35	880.61	915.20	933.19	863.98	897.90	933.19	951.54	880.94	915.55	951.54	970.25
1	158,875.86	165,089.97	171,552.65	174,913.24	161,982.92	168,321.32	174,913.25	178,341.06	165,152.12	171,617.28	178,341.05	181,837.41	168,384.70	174,979.17	181,837.42	185,403.71	171,681.93	178,408.29	185,403.70	189,041.31
	13,239.66	13,757.50	14,296.05	14,576.10	13,498.58	14,026.78	14,576.10	14,861.76	13,762.68	14,301.44	14,861.75	15,153.12	14,032.06	14,581.60	15,153.12	15,450.31	14,306.83	14,867.36	15,450.31	15,753.44
	712.45	740.31	769.29	784.36	726.38	754.80	784.36	799.74	740.59	769.58	799.74	815.41	755.09	784.66	815.41	831.41	769.87	800.04	831.41	847.72
2	149,187.15	155,013.72	161,073.35	164,224.36	152,100.43	158,043.53	164,224.35	167,438.38	155,071.98	161,133.94	167,438.38	170,716.69	158,102.96	164,286.16	170,716.69	174,060.56	161,194.56	167,501.42	174,060.56	177,471.31
	12,432.26	12,917.81	13,422.78	13,685.36	12,675.04	13,170.29	13,685.36	13,953.20	12,922.67	13,427.83	13,953.20	14,226.39	13,175.25	13,690.51	14,226.39	14,505.05	13,432.88	13,958.45	14,505.05	14,789.28
	669.00	695.13	722.30	736.43	682.06	708.72	736.43	750.84	695.39	722.57	750.84	765.55	708.98	736.71	765.55	780.54	722.85	751.13	780.54	795.84
3	140,102.68	145,565.87	151,247.58	154,202.07	142,834.27	148,406.72	154,202.07	157,215.65	145,620.50	151,304.40	157,215.66	160,289.51	148,462.45	154,260.03	160,289.51	163,424.84	151,361.24	157,274.77	163,424.84	166,622.88
	11,675.22	12,130.49	12,603.97	12,850.17	11,902.86	12,367.23	12,850.17	13,101.30	12,135.04	12,608.70	13,101.31	13,357.46	12,371.87	12,855.00	13,357.46	13,618.74	12,613.44	13,106.23	13,618.74	13,885.24
	628.26	652.76	678.24	691.49	640.51	665.50	691.49	705.00	653.01	678.50	705.00	718.79	665.75	691.75	718.79	732.85	678.75	705.27	732.85	747.19
4	131,584.77	136,707.24	142,034.61	144,804.84	134,146.01	139,370.93	144,804.85	147,630.49	136,758.47	142,087.89	147,630.49	150,512.64	139,423.18	144,859.19	150,512.64	153,452.43	142,141.18	147,685.91	153,452.43	156,451.02
	10,965.40	11,392.27	11,836.22	12,067.07	11,178.83	11,614.24	12,067.07	12,302.54	11,396.54	11,840.66	12,302.54	12,542.72	11,618.60	12,071.60	12,542.72	12,787.70	11,845.10	12,307.16	12,787.70	13,037.59
	590.07	613.04	636.93	649.35	601.55	624.98	649.35	662.02	613.27	637.17	662.02	674.94	625.22	649.59	674.94	688.13	637.40	662.27	688.13	701.57
5	114,625.80	119,069.91	123,691.79	126,095.17	116,847.86	121,380.85	126,095.16	128,546.60	119,114.36	123,738.01	128,546.61	131,047.08	121,426.19	126,142.32	131,047.09	133,597.57	123,784.25	128,594.70	133,597.57	136,199.06
	9,552.15	9,922.49	10,307.65	10,507.93	9,737.32	10,115.07	10,507.93	10,712.22	9,926.20	10,311.50	10,712.22	10,920.59	10,118.85	10,511.86	10,920.59	11,133.13	10,315.35	10,716.23	11,133.13	11,349.92
	514.02	533.95	554.67	565.45	523.98	544.31	565.45	576.44	534.15	554.88	576.44	587.66	544.51	565.66	587.66	599.09	555.09	576.66	599.09	610.76
6	107,696.77	111,863.72	116,197.35	118,450.84	109,780.25	114,030.54	118,450.84	120,749.40	111,905.40	116,240.70	120,749.41	123,093.94	114,073.05	118,495.05	123,093.93	125,485.35	116,284.05	120,794.49	125,485.35	127,924.60
	8,974.73	9,321.98	9,683.11	9,870.90	9,148.35	9,502.55	9,870.90	10,062.45	9,325.45	9,686.73	10,062.45	10,257.83	9,506.09	9,874.59	10,257.83	10,457.11	9,690.34	10,066.21	10,457.11	10,660.38
	482.95	501.63	521.06	531.17	492.29	511.35	531.17	541.48	501.82	521.26	541.48	551.99	511.54	531.37	551.99	562.71	521.45	541.68	562.71	573.65
7	99,432.56	103,268.94	107,258.78	109,333.50	101,350.75	105,263.86	109,333.49	111,449.70	103,307.30	107,298.67	111,449.70	113,608.23	105,302.99	109,374.19	113,608.24	115,809.94	107,338.59	111,491.21	115,809.94	118,055.68
	8,286.05	8,605.75	8,938.23	9,111.13	8,445.90	8,771.99	9,111.12	9,287.48	8,608.94	8,941.56	9,287.48	9,467.35	8,775.25	9,114.52	9,467.35	9,650.83	8,944.88	9,290.93	9,650.83	9,837.97
	445.89	463.09	480.98	490.28	454.49	472.04	490.28	499.77	463.26	481.16	499.77	509.45	472.21	490.47	509.45	519.33	481.34	499.96	519.33	529.40
8	93,451.09	97,048.21	100,789.22	102,734.54	95,249.65	98,918.72	102,734.55	104,718.78	97,084.18	100,826.63	104,718.78	106,742.70	98,955.40	102,772.70	106,742.69	108,807.08	100,864.05	104,757.69	108,807.08	110,912.76
	7,787.59	8,087.35	8,399.10	8,561.21	7,937.47	8,243.23	8,561.21	8,726.57	8,090.35	8,402.22	8,726.57	8,895.23	8,246.28	8,564.39	8,895.22	9,067.26	8,405.34	8,729.81	9,067.26	9,242.73
	419.06	435.19	451.97	460.69	427.13	443.58	460.69	469.59	435.36	452.14	469.59	478.67	443.75	460.86	478.67	487.92	452.31	469.77	487.92	497.37
9	87,842.66	91,215.45	94,723.15	96,547.15	89,529.05	92,969.29	96,547.14	98,407.62	91,249.17	94,758.22	98,407.63	100,305.32	93,003.69	96,582.92	100,305.32	102,240.97	94,793.30	98,444.11	102,240.95	104,215.31
	7,320.22	7,601.29	7,893.60	8,045.60	7,460.75	7,747.44	8,045.60	8,200.64	7,604.10	7,896.52	8,200.64	8,358.78	7,750.31	8,048.58	8,358.78	8,520.08	7,899.44	8,203.68	8,520.08	8,684.61
	393.91	409.04	424.77	432.95	401.48	416.90	432.95	441.29	409.19	424.92	441.29	449.80	417.06	433.11	449.80	458.48	425.08	441.45	458.48	467.33
10	82,584.00	85,746.44	89,035.38	90,745.63	84,165.22	87,390.91	90,745.63	92,490.08	85,778.06	89,068.26	92,490.07	94,269.41	87,423.16	90,779.17	94,269.42	96,084.35	89,101.16	92,524.29	96,084.34	97,935.57
	6,882.00	7,145.54	7,419.62	7,562.14	7,013.77	7,282.58	7,562.14	7,707.51	7,148.17	7,422.36	7,707.51	7,855.78	7,285.26	7,564.93	7,855.79	8,007.03	7,425.10	7,710.36	8,007.03	8,161.30
	370.33	384.51	399.26	406.93	377.42	391.89	406.93	414.75	384.65	399.41	414.75	422.73	392.03	407.08	422.73	430.87	399.56	414.91	430.87	439.17

Retroactive to July 1, 2017

Board Approved:

**Los Rios Community College District
2018-19 Interim**

**Interim Management (Faculty) Salary Schedule
Annual Full Time**

Title	Range	Base Salary Step
Director/Manager I/ Vice President	11A	131,452.40 13,145.24 706.73
Director/Manager II/ Assoc. VP	11	123,254.27 12,325.43 662.66
Director/Manager III/ Dean	12	115,567.43 11,556.74 621.33
Director/Manager IV/ Dean III	13	108,359.96 10,836.00 582.58
Director/Manager V	14	94,010.07 9,401.01 505.43
Director/Manager VI	15	88,147.06 8,814.71 473.91

Interim Management (Faculty) Schedule is based on a 10-month/year payroll frequency.

Interim Management (Faculty) Schedule provides for 186 days of service with no accrual of vacation.

For service beyond 186 days, faculty will be paid their per diem rate on Faculty Salary Schedule A.

After 10 years of full-time service with Los Rios, a longevity increment will be awarded which will be 4% of the appropriate range and step.

An Additional 4% (8.16%) increment will be awarded after 15 years.

An Additional 2% (10.323%) increment will be awarded after 20 years.

The second and third longevity increments will be based on current step plus previously earned longevity increments (rate compounded).

Doctoral Stipend: \$3,387

Effective: July 1, 2018

Board Approved:

**Los Rios Community College District
2018-19 Interim**

Interim Management (Faculty) Salary Schedule

Title	Range	Entry	+ Dr.	+ 10 yrs	10 yrs + Dr.	+ 15 yrs	15 yrs + Dr.	+ 20 yrs	20 yrs + Dr.
Director/Manager I/ Vice President	11A	131,452.40	134,839.40	136,710.50	140,097.50	142,178.92	145,565.92	145,022.50	148,409.50
		13,145.24	13,483.94	13,671.05	14,009.75	14,217.89	14,556.59	14,502.25	14,840.95
		706.73	724.94	735.00	753.21	764.40	782.61	779.69	797.90
Director/Manager II/ Assoc. VP	11	123,254.27	126,641.27	128,184.44	131,571.44	133,311.82	136,698.82	135,978.06	139,365.06
		12,325.43	12,664.13	12,818.44	13,157.14	13,331.18	13,669.88	13,597.81	13,936.51
		662.66	680.87	689.16	707.37	716.73	734.94	731.06	749.27
Director/Manager III/ Dean	12	115,567.43	118,954.43	120,190.13	123,577.13	124,997.74	128,384.74	127,497.69	130,884.69
		11,556.74	11,895.44	12,019.01	12,357.71	12,499.77	12,838.47	12,749.77	13,088.47
		621.33	639.54	646.18	664.39	672.03	690.24	685.47	703.68
Director/Manager IV/ Dean III	13	108,359.96	111,746.96	112,694.36	116,081.36	117,202.13	120,589.13	119,546.17	122,933.17
		10,836.00	11,174.70	11,269.44	11,608.14	11,720.21	12,058.91	11,954.62	12,293.32
		582.58	600.79	605.88	624.09	630.12	648.33	642.72	660.93
Director/Manager V	14	94,010.07	97,397.07	97,770.47	101,157.47	101,681.29	105,068.29	103,714.92	107,101.92
		9,401.01	9,739.71	9,777.05	10,115.75	10,168.13	10,506.83	10,371.49	10,710.19
		505.43	523.64	525.65	543.86	546.67	564.88	557.61	575.82
Director/Manager VI	15	88,147.06	91,534.06	91,672.94	95,059.94	95,339.86	98,726.86	97,246.66	100,633.66
		8,814.71	9,153.41	9,167.29	9,505.99	9,533.99	9,872.69	9,724.67	10,063.37
		473.91	492.12	492.87	511.07	512.58	530.79	522.83	541.04

Doctoral Stipend: \$3,387

Effective: July 1, 2018

Board Approved:

**Los Rios Community College District
2017-18 Final**

**Interim Management (Faculty) Salary Schedule
Annual Full Time**

Includes a one-time-only improvement of 4%

Title	Range	Base Salary Step
Director/Manager II/ Vice President	11A	136,710.52 13,671.05 735.00
Director/Manager II/Assoc. VP	11	128,184.45 12,818.45 689.16
Director/Manager III/ Dean	12	120,190.12 12,019.01 646.18
Director/Manager IV/ Dean III	13	112,694.36 11,269.44 605.88
Director/Manager V	14	97,770.46 9,777.05 525.65
Director/Manager VI	15	91,672.92 9,167.29 492.87

Interim Management (Faculty) Schedule is based on a 10-month/year payroll frequency.

Interim Management Schedule provides for 186 days of service with no accrual of vacation.

For service beyond 186 days, faculty will be paid their per diem rate on Faculty Salary Schedule A.

After 10 years of full-time service with Los Rios, a longevity increment will be awarded which will be 4% of the appropriate range and step.

An Additional 4% (8.16%) increment will be awarded after 15 years.

An Additional 2% (10.323%) increment will be awarded after 20 years.

The second and third longevity increments will be based on current step plus previously earned longevity increments (rate compounded).

Doctoral Stipend: \$3,523

Retroactive to July 1, 2017

Board Approved:

**Los Rios Community College District
2017-18 Final**

**Interim Management (Faculty) Salary Schedule
Includes a one-time-only improvement of 4%**

Title	Range	Entry	+ Dr.	+ 10 yrs	10 yrs + Dr.	+ 15 yrs	15 yrs + Dr.	+ 20 yrs	20 yrs + Dr.
Director/Manager II/ Vice President	11A	136,710.52	140,233.52	142,178.94	145,701.94	147,866.10	151,389.10	150,823.42	154,346.42
		13,671.05	14,023.35	14,217.89	14,570.19	14,786.61	15,138.91	15,082.34	15,434.64
		735.00	753.94	764.40	783.34	794.98	813.92	810.88	829.82
Director/Manager II/ Assoc. VP	11	128,184.45	131,707.45	133,311.83	136,834.83	138,644.30	142,167.30	141,417.19	144,940.19
		12,818.45	13,170.75	13,331.18	13,683.48	13,864.43	14,216.73	14,141.72	14,494.02
		689.16	708.10	716.73	735.67	745.40	764.34	760.31	779.25
Director/Manager III/ Dean	12	120,190.12	123,713.12	124,997.72	128,520.72	129,997.63	133,520.63	132,597.58	136,120.58
		12,019.01	12,371.31	12,499.77	12,852.07	12,999.76	13,352.06	13,259.76	13,612.06
		646.18	665.12	672.03	690.97	698.91	717.85	712.89	731.83
Director/Manager IV/ Dean III	13	112,694.36	116,217.36	117,202.13	120,725.13	121,890.22	125,413.22	124,328.02	127,851.02
		11,269.44	11,621.74	11,720.21	12,072.51	12,189.02	12,541.32	12,432.80	12,785.10
		605.88	624.82	630.12	649.06	655.32	674.26	668.43	687.37
Director/Manager V	14	97,770.46	101,293.46	101,681.28	105,204.28	105,748.53	109,271.53	107,863.50	111,386.50
		9,777.05	10,129.35	10,168.13	10,520.43	10,574.85	10,927.15	10,786.35	11,138.65
		525.65	544.59	546.67	565.61	568.54	587.48	579.91	598.85
Director/Manager VI	15	91,672.92	95,195.92	95,339.84	98,862.84	99,153.43	102,676.43	101,136.50	104,659.50
		9,167.29	9,519.59	9,533.98	9,886.28	9,915.34	10,267.64	10,113.65	10,465.95
		492.87	511.81	512.58	531.52	533.08	552.02	543.74	562.69

Doctoral Stipend: \$3,523

Retroactive to July 1, 2017

Board Approved:

LOS RIOS COMMUNITY COLLEGE DISTRICT

Chancellor's Salary Schedule
2018-19 Annual Salary Schedule

Chancellor Base Salary: \$328,523

Performance Compensation: For the year 2018-19, if the board deems the Chancellor to have met the performance goals set and overall performance was satisfactory, the District shall provide the Chancellor \$20,000 in Deferred Compensation to an appropriate 403(b) or 457 plan.

Effective July 1, 2018

Board Approved:

Los Rios Community College District

Salary Schedule for Employment Service Agreement - Academic (ESA)

Effective: July 1, 2018

Step	Class I	Class II	Class III	Class IV	Class V
1	33.47	37.20	40.90	44.63	46.85
2	34.82	38.67	42.54	46.41	48.73
3	36.20	40.22	44.24	48.27	50.68
4	37.66	41.84	46.01	50.21	52.70
5	39.15	43.51	47.85	52.21	54.82
6	40.72	45.24	49.76	54.30	57.00
7	42.35	47.06	51.75	56.47	59.29
8	44.04	48.94	53.82	58.73	61.67
9	45.81	50.89	55.98	61.08	64.13
10	47.63	52.94	58.21	63.51	66.69
11	49.55	55.05	60.55	66.07	69.36
12	51.53	57.25	62.97	68.70	72.14
13	53.60	59.54	65.49	71.45	75.02
14			68.11	74.30	78.03
15				77.28	81.15

For ESA-Academic assignments, employee will be placed at class and step that they would earn for an adjunct or overload assignment

Class and Step placement will be determined by placement from preceding Spring semester or initial hire paperwork submitted to Human Resources per instructions on form P-132-A.

ESA-Academic is not subject to retroactive salary improvement.

Board Approved:

Los Rios Community College District Salary Schedule for Professional Expert Agreement

Effective: July 1, 2018

Title and Description	Hourly Rate
Consultant	
<i>Employee provides professional advice and/or services in their area of expertise. Plans, organizes and/or develops workshops, not-for-credit programs or trainings, and supports specific projects.</i>	
Consultant I - Provides consulting services related to area of expertise.	\$35
Consultant II - Provides advanced consulting services related to area of expertise.	\$45
Consultant III - Provides advanced, complex consulting services related to area of expertise.	\$55
Consultant IV - In addition to responsibilities of a Consultant III, responsible for overall direction of specific project.	\$65
Not-for-Credit Presenter	
<i>Employee provides not-for-credit presentations in their specific area of expertise.</i>	
Presenter I - Provides not-for-credit presentations requiring a minimum level of professional expertise in the subject matter	\$35
Presenter II - Provides not-for-credit presentations requiring a moderate level of professional expertise in the subject matter	\$45
Presenter III - Provides not-for-credit presentations requiring advanced level of professional expertise in the subject matter	\$55
Presenter IV - Provides not-for-credit presentations requiring expert level of professional expertise in the subject matter	\$65
Contract Trainer (Ethan Way Center)	
<i>Employee hired to provide not-for-credit training in their area of expertise.</i>	\$25 - \$200

Per Education Code 88003, Professional Experts should be hired on a temporary basis for a specific project. They are to have specialized knowledge and are to perform duties not found in the classified service.

Professional Expert Agreements (PEX's) must be assigned hourly rates as defined in the categories above; exceptions must be pre-approved by AVC of Human Resources or the Director of Accounting Services.

Professional Expert Agreements (PEX's) are not subject to retroactive salary improvement.



Refer to LRCCD [Independent Contractor vs. Employee Checklist](#) to ensure employee does not fit the criteria of an independent contractor.

Board approved:

LOS RIOS COMMUNITY COLLEGE DISTRICT

PRESENTED TO BOARD OF TRUSTEES

DATE: August 8, 2018

SUBJECT:	Contract Award: Sacramento City College Mohr Hall Replacement	ATTACHMENT: None	
		ENCLOSURE: None	
AGENDA ITEM:	Action Item B	TYPE OF BOARD CONSIDERATION:	
RECOMMENDED BY:	 Theresa Matista, Deputy Chancellor	CONSENT/ROUTINE	<input type="checkbox"/>
		FIRST READING	<input type="checkbox"/>
APPROVED FOR CONSIDERATION:	 Brian King, Chancellor	ACTION	<input checked="" type="checkbox"/>
		INFORMATION	<input type="checkbox"/>

BACKGROUND:

Mohr Hall was built in 1962. As part of the long-range facilities master plan, this project modernizes the 56-year-old, end of life-cycle building housing the Allied Health and Physical Science programs. This modernization will demolish and replace Mohr Hall with a new two-story building and will provide 5,334 assignable square footage (ASF) of lecture, 9,169 ASF of lab, 2,790 ASF of office, and 375 ASF of common spaces. In addition, it will provide improved technology, improved circulation, ADA access compliance, improved power, lighting, data and HVAC systems. The project will also improve campus infrastructure through new site hydronic piping which provides heating and cooling water from the central plant to building mechanical systems. Construction will begin in the fall of 2018 and is expected to be complete in the summer of 2020; allowing campus occupancy in the fall of 2020. This project is funded with both Measure A (2002) and Measure M (2008) authorizations and will be the final Measure A project.

STATUS:

The plans and specifications for Bid 18025 were publicly advertised for bids. Bidders were asked to provide a total bid amount. A total of 3 responsive bids were received.

RECOMMENDATION:

It is recommended the Board of Trustees award the contract for Bid 18025 to F&H Construction for the base bid of \$17,659,000.00 and 4 alternates for a total contract amount of \$17,865,300.00.



Contractor Name	Alternate 1	Alternate 4	Alternate 5	Alternate 6	Total Bid
F&H Construction	\$ 13,600.00	\$ 77,200.00	\$ 66,000.00	\$ 49,500.00	\$ 17,865,300.00
Swinerton Builders*	\$ 5,400.00	\$ 88,000.00	\$ 76,000.00	\$ 48,000.00	\$ 18,316,400.00
BHM Construction Inc.*	\$ 33,000.00	\$ 75,000.00	\$ 65,000.00	\$ 20,000.00	\$ 18,789,286.00
Diede Construction Inc.	\$ 34,000.00	\$ 79,000.00	\$ 66,000.00	\$ 47,000.00	\$ 19,080,000.00
AMG & Associates Inc.	\$ 12,000.00	\$ 97,000.00	\$ 155,000.00	\$ 41,000.00	\$ 38,518,000.00

*Swinerton Builders and BHM Construction Inc. found non-responsive due to incorrect bid bond amount.

LOS RIOS COMMUNITY COLLEGE DISTRICT

PRESENTED TO BOARD OF TRUSTEES

DATE: August 8, 2018

SUBJECT:	Contract Award: Professional Development Services for California Community Colleges	ATTACHMENT: None	
		ENCLOSURE: None	
AGENDA ITEM:	Action Item C	TYPE OF BOARD CONSIDERATION:	
RECOMMENDED BY:	 Theresa Matista, Deputy Chancellor	CONSENT/ROUTINE	
		FIRST READING	
APPROVED FOR CONSIDERATION:	 Brian King, Chancellor	ACTION	X
		INFORMATION	

BACKGROUND:

The objective of this Request for Proposal (RFP) is to solicit responses from qualified applicants to partner with the California Community Colleges Chancellor’s Office to provide regional professional development available to all colleges in the System. Activities will focus on effective instructional and student services practices that advance student success and goal attainment and that leverage, align and integrate college resources associated with state-funded mandates to achieve the goals of the *Vision for Success*.

These funds are part of the \$17.5 million awarded by the California Community Colleges Chancellor’s Office to the District through a fiscal agent agreement. The District is able to receive five-percent of these resources to administer the grants and contracts.

Based on the availability of State Funds, this contract will be awarded for one fiscal year. Contingent upon satisfactory performance and availability of funds, future funding up to a total of five (5) years will be available to the awardee.

Three firms submitted proposals that were responsive to the RFP. A committee was formed to review the RFPs. The committee selected 3CSN for a number of reasons, including strength of company qualifications specific to this RFP.

STATUS:

The plans and specifications for RFP 19001 were publicly advertised for bids. Bidders were asked to provide a total not to exceed bid amount. A total of 3 responsive bids were received.

RECOMMENDATION:

It is recommended that the Board of Trustees award the contract for RFP 19001 to 3CSN for a not to exceed contract amount of \$4,000,000.

Consultant	Not to Exceed Amount
MGT Consulting Group	\$3,628,153.67
CampusWorks	\$3,996,600.00
3CSN	\$4,000,000.00