



AB 705 Implementation

1. Fall 2018 Placement Data
2. Decision-Making Processes
3. Compliance

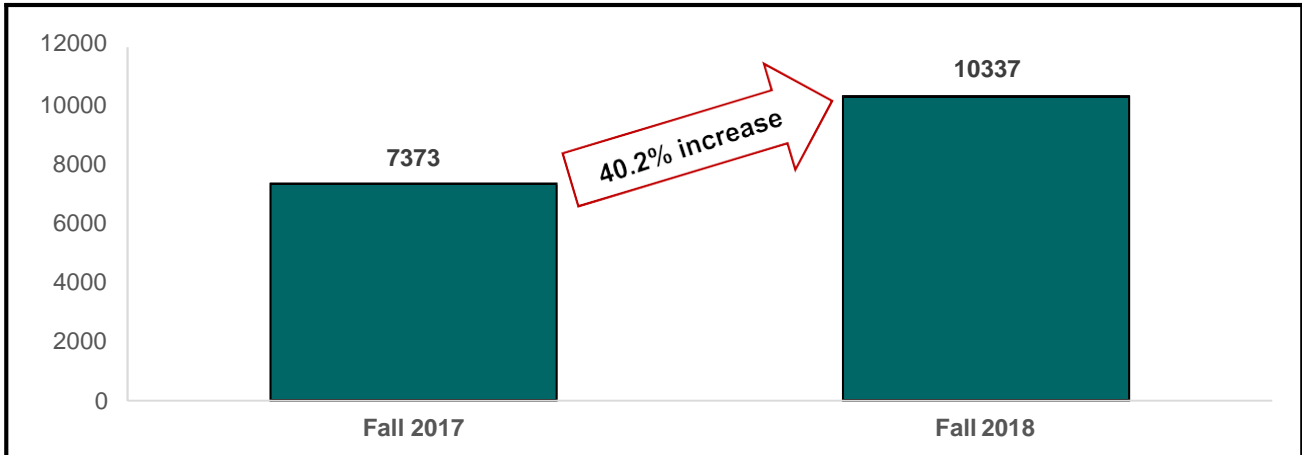
Los Rios Community College District

Board of Trustees

Wednesday, September 12th, 2018

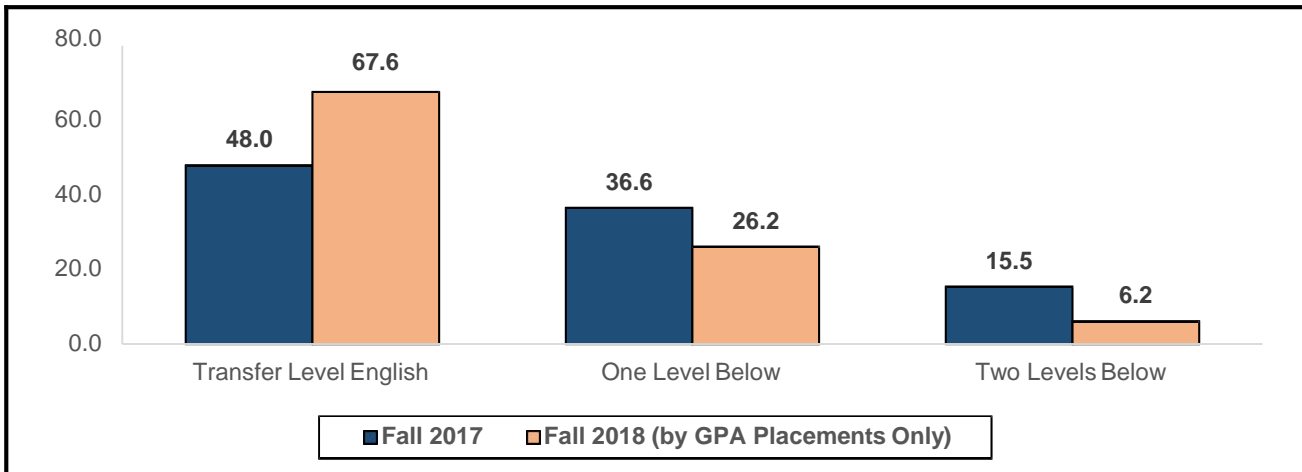
FIRST TIME FRESHMAN ENGLISH WRITING PLACEMENT LEVELS Fall 2017 and Fall 2018 (@8.28.2018)

**First Time Freshman Total English Writing Placement Counts in Assessment Table:
Fall 2017 and Fall 2018 (@ 8.28.2018)**



Fall 2018 Total Placement Counts based on all placements in assessment table for Fall 2018 @ 8.28.2018

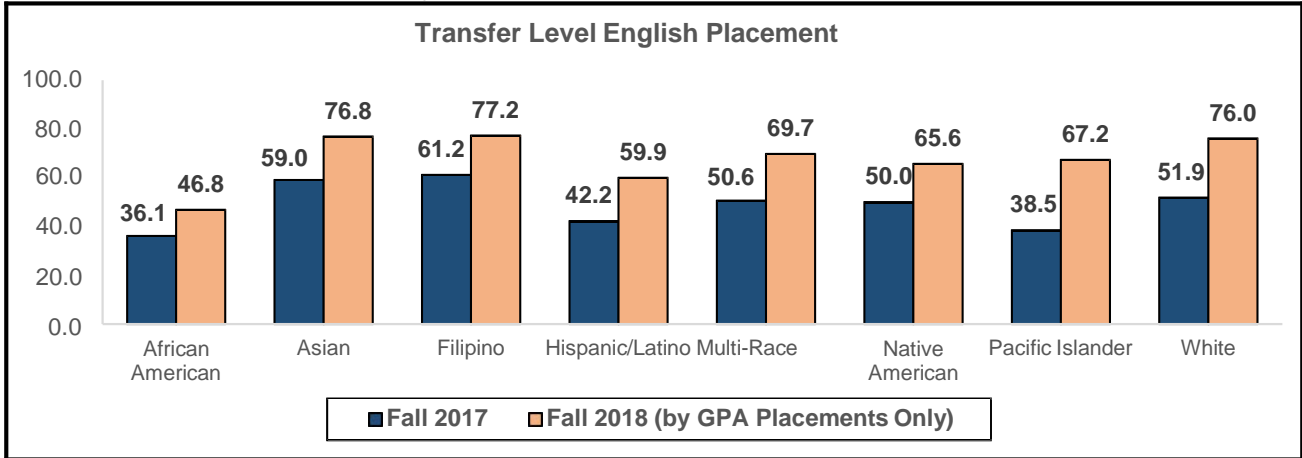
First Time Freshman English Writing Placement (in proportions): Fall 2017 Placements and Fall 2018 by GPA Placement ONLY



Fall 2018 Placement data by GPA reflects placement data for those students who ONLY have GPA data in the assessment table.

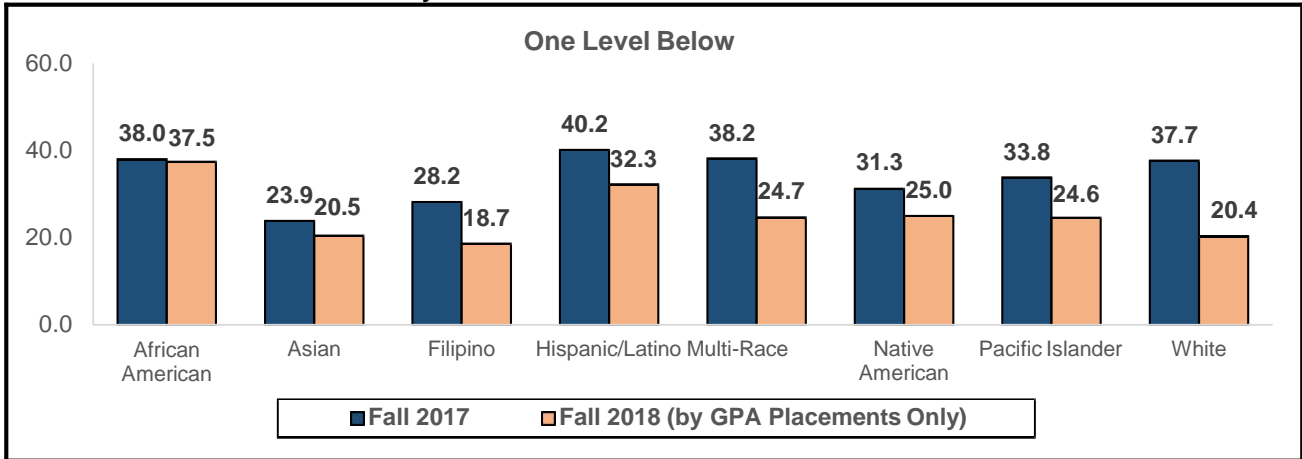
**FIRST TIME FRESHMAN ENGLISH WRITING PLACEMENT LEVEL
BY RACE AND ETHNICITY
Fall 2017 and Fall 2018 (by GPA Placement Only) @8.28.2018**

**First Time Freshman Transfer Level English Writing Placement by Race/Ethnicity:
Fall 2017 Placements and Fall 2018 by GPA Placement ONLY**



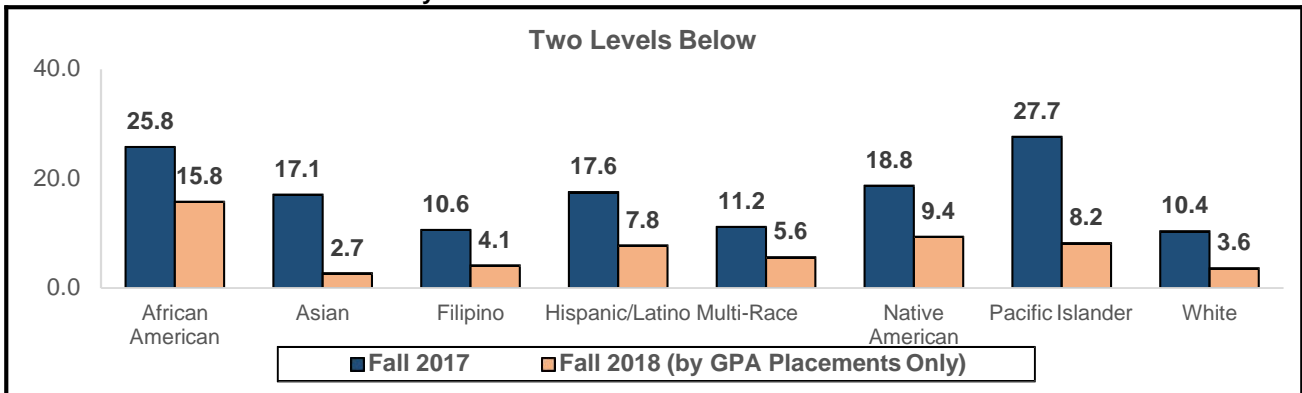
Note small N's for Filipino, Native American and Pacific Islander

**First Time Freshman One Level Below Transfer English Writing Placement by Race/Ethnicity:
Fall 2017 Placements and Fall 2018 by GPA Placement ONLY**



Note small N's for Filipino, Native American and Pacific Islander

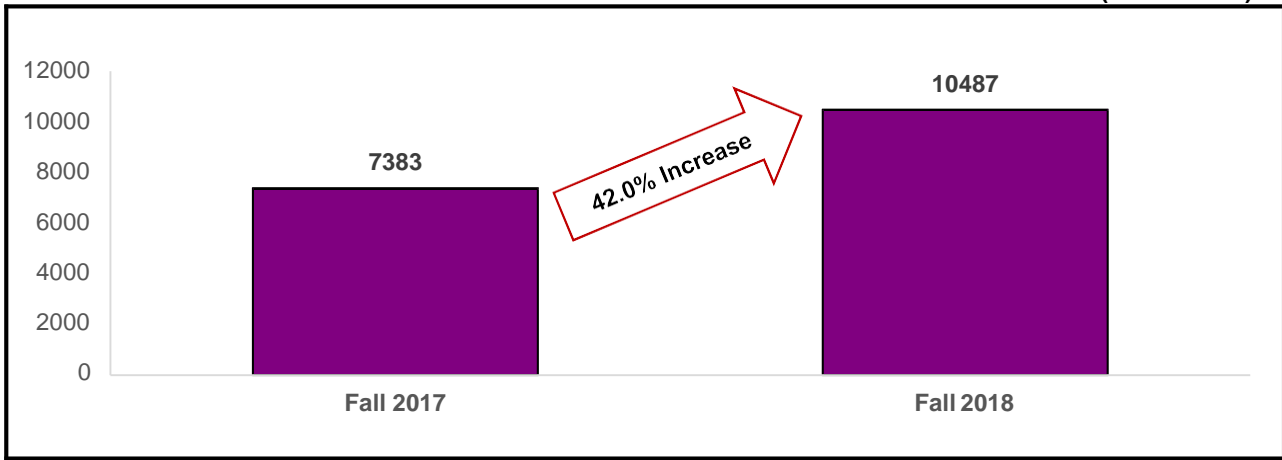
**First Time Freshman Two Levels Below Transfer English Writing Placement by Race/Ethnicity:
Fall 2017 Placements and Fall 2018 by GPA Placement ONLY**



Note small N's for Filipino, Native American and Pacific Islander

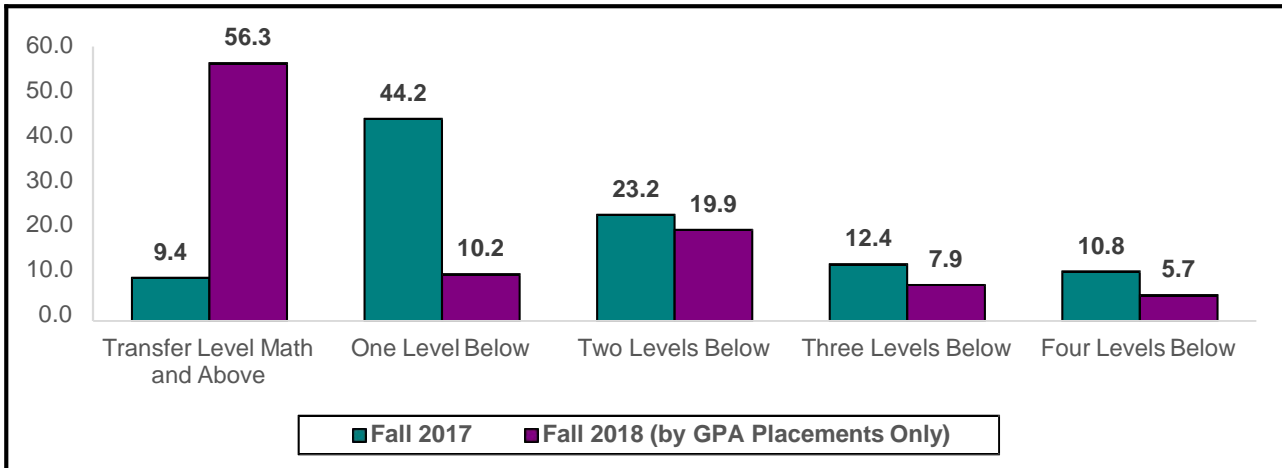
FIRST TIME FRESHMAN MATH PLACEMENT LEVELS Fall 2017 and Fall 2018 (@8.28.2018)

First Time Freshman Total Math Placement Counts in Assessment Table: Fall 2017 and Fall 2018 (@ 8.28.2018)



Fall 2018 Total Placement Counts based on all placements in assessment table for Fall 2018 @8.28.2018

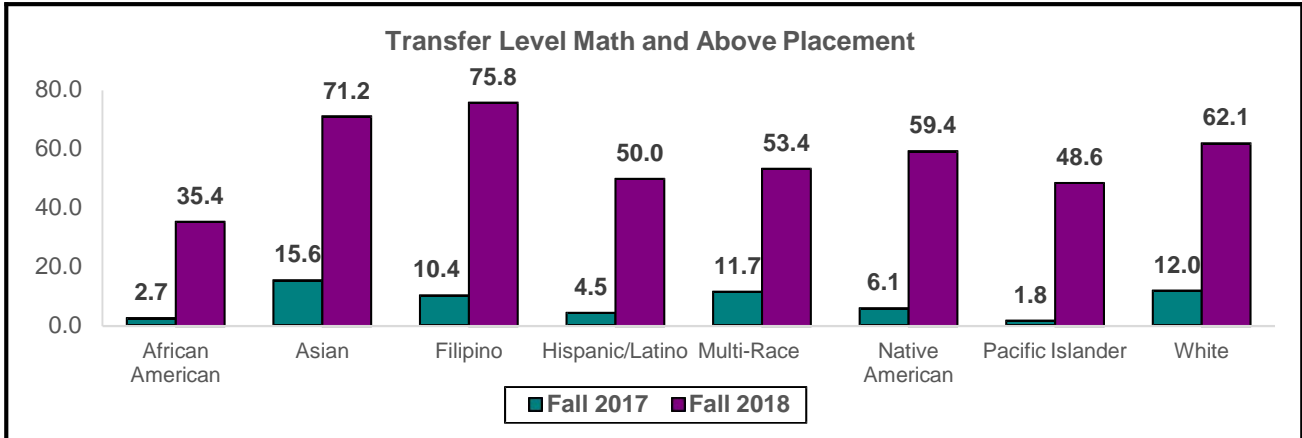
First Time Freshman Math Placement (in proportions): Fall 2017 Placements and Fall 2018 by GPA Placement ONLY



Fall 2018 Placement data by GPA reflects placement data for those students who ONLY have GPA data in the assessment table.

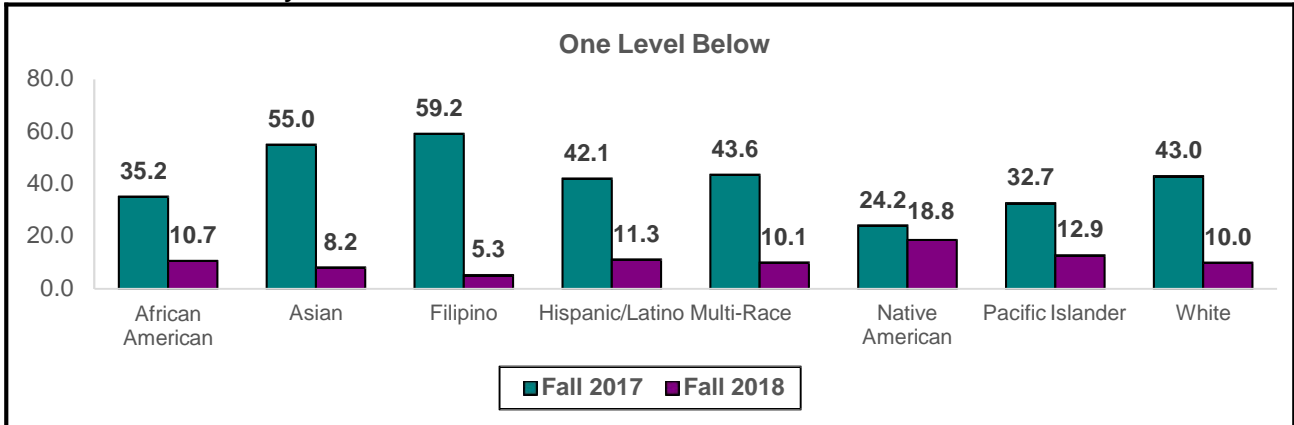
FIRST TIME FRESHMAN MATH PLACEMENT LEVEL BY RACE AND ETHNICITY Fall 2017 and Fall 2018 (by GPA Placement Only) @ 8.28.2018

**First Time Freshman Transfer Level and Above Math Placement by Race/Ethnicity:
Fall 2017 and Fall 2018 by GPA ONLY**



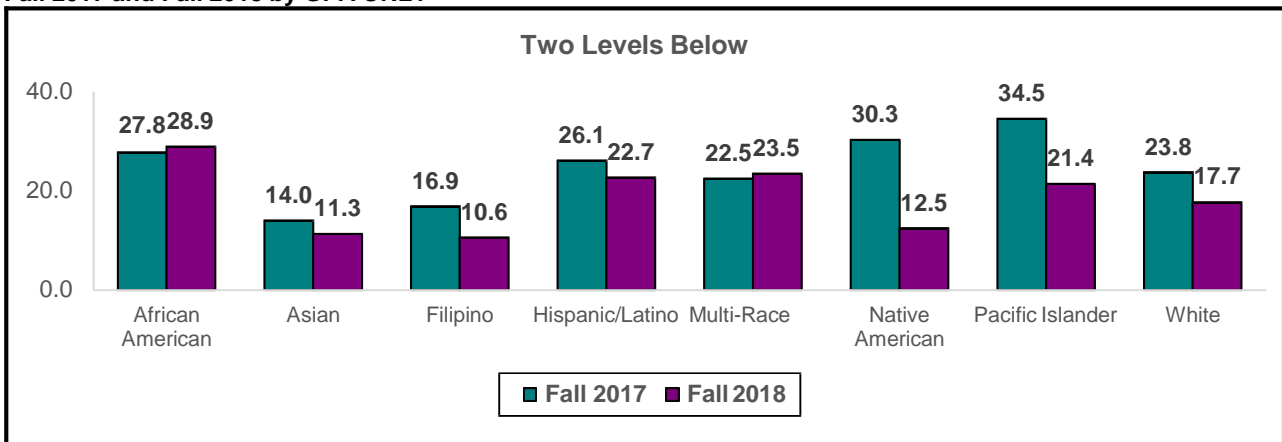
Note small N's for Filipino, Native American and Pacific Islander

**First Time Freshman One Level Below Transfer Level Math Placement by Race/Ethnicity:
Fall 2017 and Fall 2018 by GPA ONLY**



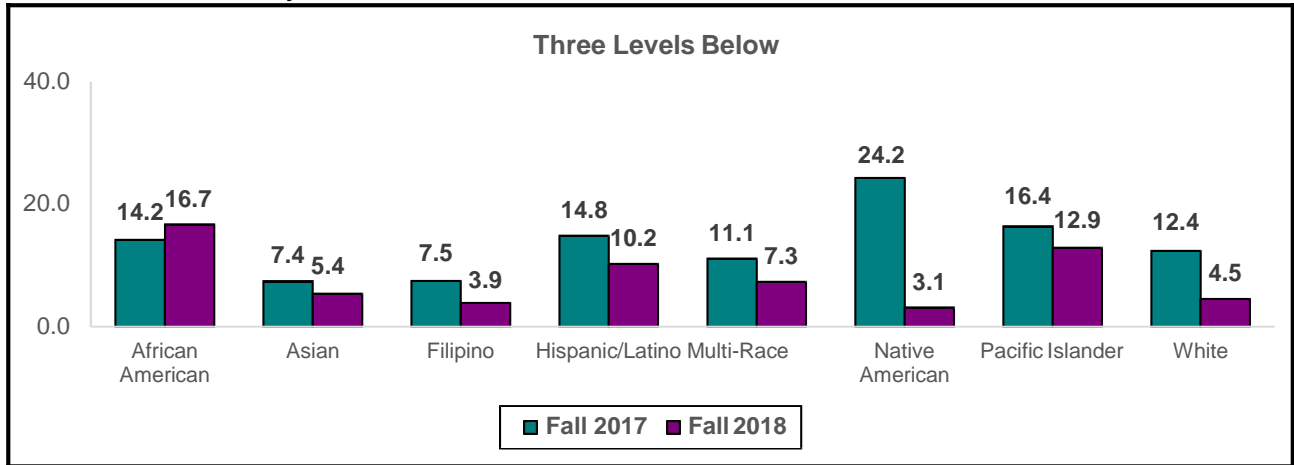
Note small N's for Filipino, Native American and Pacific Islander

**First Time Freshman Two Levels Below Transfer Level Math Placement by Race/Ethnicity:
Fall 2017 and Fall 2018 by GPA ONLY**



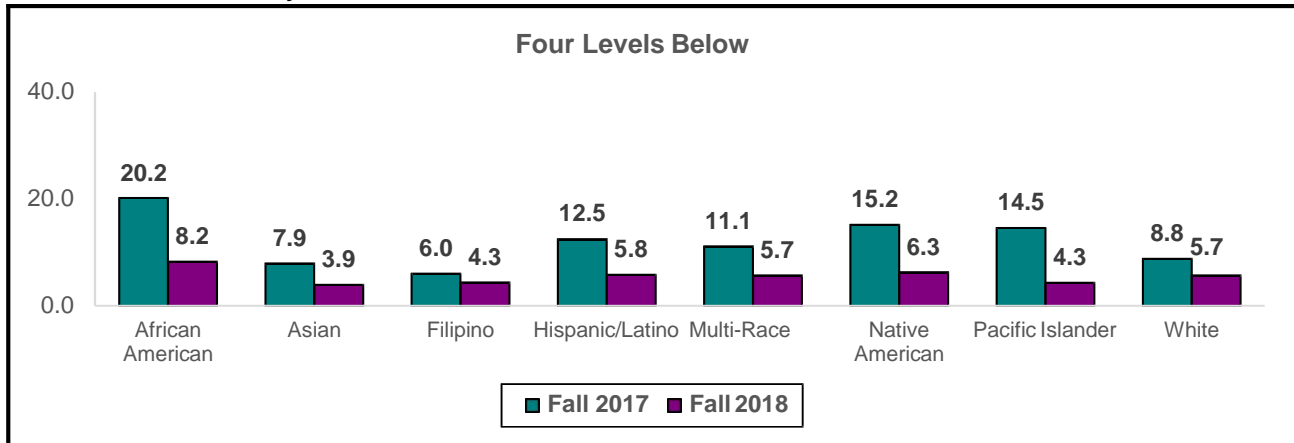
Note small N's for Filipino, Native American and Pacific Islander

**First Time Freshman Three Levels Below Transfer Level Math Placement by Race/Ethnicity:
Fall 2017 and Fall 2018 by GPA ONLY**



Note small N's for Filipino, Native American and Pacific Islander

**First Time Freshman Four Levels Below Transfer Level Math Placement by Race/Ethnicity:
Fall 2017 and Fall 2018 by GPA ONLY**



Note small N's for Filipino, Native American and Pacific Islander

AB 705 Implementation Process

- Los Rios AB 705 Implementation Support and Coordination Workgroup
- Discipline Workgroups: Math, English, Reading, ESL
- Full Compliance: Fall 2019 (ESL, Fall 2020)
- Los Rios Application Opens November 2018
- Application Includes Math and English Placements for 2019-2020 Academic Year

Placing Students into English Composition

CCCCO English Placement Rules

High School GPA CCCCO Default	Recommended AB705 Placement
HSGPA 2.6 and above Success rate: 78.6%	Transfer-Level English Composition (No additional academic or concurrent support required)
HSGPA 1.9 – 2.59 Success rate: 57.7%	Transfer-Level English Composition (Additional academic or concurrent support recommended)
HSGPA 1.89 and below Success rate: 42.6%	Transfer-Level English Composition (Additional academic and concurrent support strongly recommended)

LRCCD English Placement Rules

High School GPA in LRCCD	Recommended AB705 Placement
HSGPA 3.0 and above	Transfer-Level Composition (No additional academic or concurrent support required)
HSGPA 2.3 – 2.99	Transfer-Level English Composition with required corequisite support course <u>OR</u> English composition course one level below transfer
HSGPA 2.29 and below	English Composition course two levels below transfer

Placing Students into Math

(BSTEM Mathematics Pathway)

CCCCO Math Placement Rules

High School GPA CCCCO Default	Recommended AB705 Placement for BSTEM
HSGPA 3.4 and above <u>OR</u> HSGPA 2.6 – 3.39 and enrolled in a HS Calculus course Success rate: 75%	Transfer-Level BSTEM Mathematics (No additional academic or concurrent support required)
HSGPA 2.6 and above <u>OR</u> Enrolled in HS Precalculus Success rate: 53%	Transfer-Level BSTEM Mathematics (Additional academic and concurrent support recommended)
HSGPA 2.59 and below and no Precalculus Success rate: 28%	Transfer-Level BSTEM Mathematics (Additional academic and concurrent support strongly recommended)

LRCCD Math Placement Rules

High School GPA in LRCCD	Recommended LRCCD Placement
HSGPA 3.4 and above <u>OR</u> HSGPA 3.0 and above and enrolled in a HS Precalculus or Algebra IIB	Transfer-Level BSTEM Mathematics: College Algebra, Trigonometry, Business Math
HSGPA 2.8 – 3.39	One level below transfer: Algebra II
HSGPA 2.4 – 2.79	Two levels below transfer: Algebra I
HSGPA 2.39 and below	Three levels below transfer: Pre-Algebra
No minimum GPA	Four levels below transfer: Arithmetic

Placing Students into Math

(Statistics/Liberal Arts Mathematics Pathway)

CCCCO Math Placement Rules

High School GPA CCCCO Default	Recommended AB705 Placement
HSGPA 3.0 and above Success rate: 75%	Transfer-Level Statistics/Liberal Arts Mathematics (No additional academic or concurrent support required for students)
HSGPA 2.3 – 2.9 Success rate: 50%	Transfer-Level Statistics/Liberal Arts Mathematics (Additional academic and concurrent support recommended)
HSGPA 2.2 and below Success rate: 29%	Transfer-Level Statistics/Liberal Arts Mathematics (Additional academic and concurrent support strongly recommended)

LRCCD Math Placement Rules

High School GPA in LRCCD	Recommended LRCCD Placement
HSGPA 3.0 and above <u>OR</u> HSGPA 2.3 and above and passed HS Precalculus	Transfer-Level: Statistics or General Mathematics
HSGPA 2.8 – 2.99	One level below transfer: Algebra II
HSGPA 2.4 – 2.79	Two levels below transfer: Algebra I
HSGPA 2.39 and below	Three levels below transfer: Pre-Algebra
No minimum GPA	Four levels below transfer: Arithmetic

Placing Students into Reading

CCCCO No Reading Placements

No High School GPA Default	No AB705 Placement Recommended

LRCCD Reading Placement Rules

High School GPA in LRCCD	Recommended LRCCD Placement
HSGPA 3.2 and higher	Meets Reading Competency
HSGPA 3.0 – 3.19	Transfer-Level Reading course required
HSGPA 2.3 – 2.99	Transfer-Level Reading course with corequisite <u>OR</u> Reading course one level below transfer required
HSGPA 2.2 and below	Reading course two levels below transfer with corequisite required
	Note: Required Reading courses and corequisites vary by college.

GPA	First-time Students (Fall 2018)	% All
3.2 or greater GPA	3327	36.6
Less than 3.2 GPA	5758	63.4
	9085	100.0



LOS RIOS
COMMUNITY
COLLEGE
DISTRICT

Questions?

Jamey Nye, Vice Chancellor
Carlos Lopez, District Academic Senate President
Tammy Montgomery, Associate Vice Chancellor of Instruction