

# LOS RIOS

COMMUNITY COLLEGE DISTRICT

## LOS RIOS COLLEGES

## VETERAN'S RESOURCE CENTERS

---

**Art Pimentel, Ed.D.**

**District Director of Educational Services and Student Success**

**Board of Trustees Presentation**

**April 10, 2019**

# PURPOSE OF VRCS AND SERVICES:

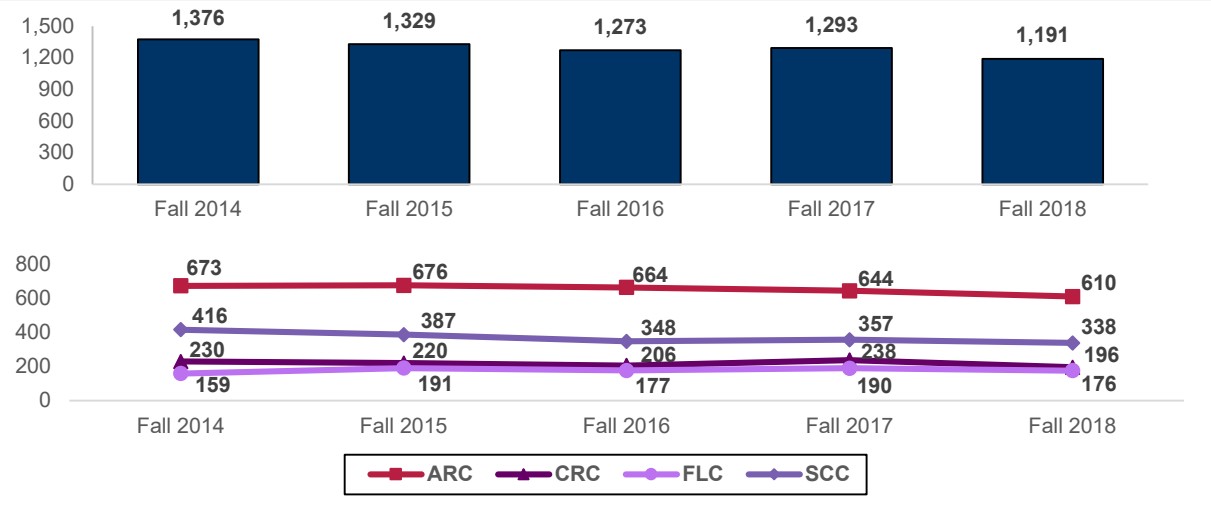
---

**Comprehensive Veterans Resource Centers (VRCs) serve as a one-stop where Veterans and their families can receive guidance for their educational and VA related needs. Services are geared to assist Veterans in successfully transitioning from military to college life by providing critical student and support services to Veterans.**




# ENROLLMENT PROFILE OF VETERAN STUDENTS:

- Enrollment of Veterans at Los Rios colleges have declined slightly from 1,376 in fall 2014 to 1,191 in fall 2018.
- The enrollments reflect 695 Post 9-11 Veterans and 298 dependents (including surviving spouses) who attend Los Rios colleges.
- There were over 150 disabled Veterans enrolling at Los Rios colleges for Vocational Rehabilitation in Fall 2018.

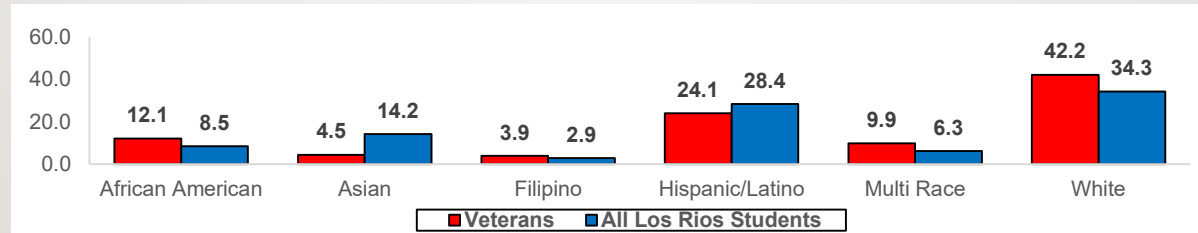


# PROFILE CONTINUED...

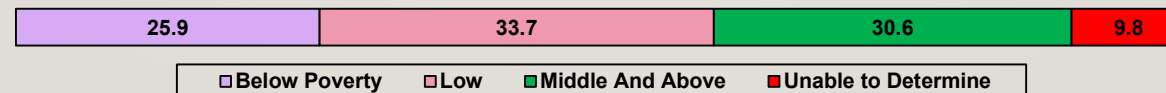
**LRCCD Veteran Student Enrollment by Gender (Fall 2018)**



**LRCCD Veteran and All LRCCD Student Enrollment by Race and Ethnicity (Fall 2018)**



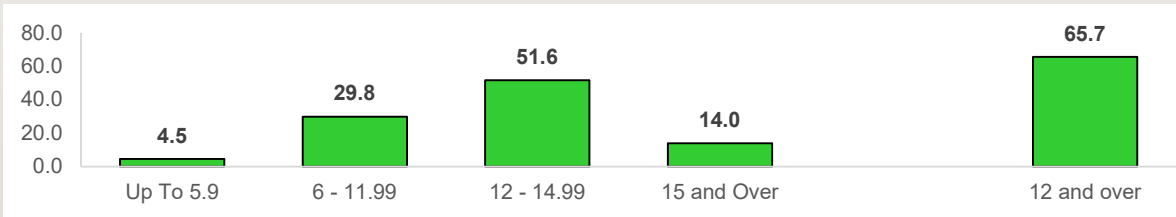
**LRCCD Veteran Student Enrollment by Income Level (Fall 2018)**



# STUDENT SUCCESS NUMBERS:

- District-wide Veteran students attempted 11.68 average units and completed 8.58 average units in fall 2018.
- Average units attempted and completed for Veteran students is higher than the 8.04 and 6.06 for all students.
- The average GPA for Veteran students is 2.59 which is lower than the 2.76 for all students in fall 2018.
- The course success rate of 70.7% for Veteran students is slightly lower than the 72.4% for all students in fall 2018.

LRCCD Veteran Student Enrollment by Unit Load (Fall 2018)



Veteran Student Outcomes by Average Units Attempted, Average Units Completed, Average GPA and Course Success Rate (Fall 2018)

	Average Units Attempted	Average Units Completed	Average GPA	Course Success Rate
ARC	11.78	8.74	2.63	72.5
CRC	11.37	8.13	2.50	68.6
FLC	11.72	8.49	2.57	69.9
SCC	11.89	8.88	2.66	70.4
LRCCD	11.68	8.58	2.59	70.7

# VRC SERVICES AND BENEFITS:

---

- **Assist with transition to College**
- **Assist with GI Bill Intake and Documents**
- **Assist with Admissions and Registration**
- **Bridge to External Services and Housing**
- **Coordination with other campus programs (DSPS, Counseling, Health Services, Financial Aid)**
- **Employment Opportunities**
- **Academic Counseling Services**
- **Priority Registration**
- **Financial Assistance**
- **Tutoring Services**
- **Textbook Loan Program**
- **Computer Lab and Study Spaces**

# COMMUNITY PARTNERSHIPS AND ENGAGEMENT:

---

- U.S. Department of Veterans Affairs
- Soldiers Project
- American Legion
- Elks Lodge
- California Employment Development Department (EDD)
- CalVET for Employment Opportunities
- Women Veterans Alliance
- Blue Star Moms
- Red Cross
- Wounded Warrior Project
- El Dorado County Veterans Alliance
- El Dorado County Salute to Valor

and many others...



# STUDENT EXPERIENCES:

---





# AMERICAN RIVER COLLEGE: CHRISTINA SEUI

---



---

AMERICAN  
RIVER  
COLLEGE

---

# COSUMNES RIVER COLLEGE: JONATHON BALGOS

---



# FOLSOM LAKE COLLEGE: KEN WALKER

---



# SACRAMENTO CITY: BRITTNEY VANN HENDERSON

---



SACRAMENTO  
**CITY**  
COLLEGE

# LOS RIOS

COMMUNITY COLLEGE DISTRICT

## ACKNOWLEDGEMENTS

---

- **Sandra Belmares (SCC)**
- **Betty Glycer-Culver, OIR (DO)**
  - **Robert Heryford (ARC)**
  - **Jake Hughins (SCC)**
  - **Ken Walker (CRC)**
- **Christine Wurzer (FLC)**

# LOS RIOS

COMMUNITY COLLEGE DISTRICT

---

**THANK YOU!**

**QUESTIONS?**