

# LOS RIOS COMMUNITY COLLEGE DISTRICT

## BOARD MEETING AGENDA

Wednesday, February 10, 2021

5:30pm

### **Zoom Meeting Access (Open to the Public):**

Webinar Link: <https://cccconfer.zoom.us/j/98101758320>

Telephone Dial: (669) 900-6833

Webinar ID: 981 0175 8320

*Notice: This meeting will be held in accordance with Executive Order N-25-20, N-29-20 and N-33-20 issued by California Governor Gavin Newsom on March 12, 17, and 19, 2020, the Ralph M. Brown Act, and the Federal American With Disabilities Act.*

*In an effort to control the spread of COVID-19, this meeting will not be physically open to the public. All members of the public may participate in the meeting via Zoom Webinar. Upon entry into the meeting; all computers and telephones except for the Board of Trustees, the Chancellor, and the Board Clerk shall be muted.*

### **1. CALL TO ORDER**

Board President

### **2. ORAL COMMUNICATIONS**

*The public may comment on any items within the Board's jurisdiction, even if the items are not on the agenda only during this portion of the meeting. However, the law prohibits action by the Board on non-agenda items. Speakers are limited to three minutes. If you wish to speak to a particular item on the current board agenda, your comments will be taken up at the time the Board takes up that item.*

*Members of the public have three options to offer public comment:*

*Email your full name and the matter you wish to speak about to [board@losrios.edu](mailto:board@losrios.edu) by 3:00pm on the day of the meeting, and you will be called on by the Board President during this portion of the meeting.*

*Use the Q&A function in Zoom to submit your full name and the matter you wish to speak about to the Clerk of the Board. You will be called on by the Board President during this portion of the meeting.*

*If participating by phone, you may "raise your hand" by dialing \*9 during the public comments portion of the meeting. When you raise your hand, you will be recognized by the President of the Board and asked to provide your full name and the matter you wish to speak about.*

### **3. CONSENT CONSIDERATIONS**

*A member of the Board may request that an item be removed for further discussion and separate action.*

A. Board Meeting Minutes: January 13, 2021 (page 3)	Brian King
B. Curriculum Proposals: ARC/FLC/SCC (page 10)	Jamey Nye
C. District Quarterly Financial Status Report (311Q) (page 15)	Mario Rodriguez
D. Los Rios Colleges Foundation – Quarterly Investment Report (page 19)	Mario Rodriguez
E. 2020-21 Budget Revision No 1 (page 22)	Mario Rodriguez
F. Ratify: Grants and Contracts Awarded (page 35)	Brian King
G. Ratify: Affiliation and Other Agreements (page 36)	Brian King
H. Ratify: Bid Transactions (page 37)	Mario Rodriguez
I. Purchase Orders, Warrants, Checks and Electronic Transfers (page 38)	Mario Rodriguez
J. Human Resources Transactions (page 40)	Jamey Nye

### **4. FIRST READING**

A. Board Policy Amendments: P-3123 Student Trustee Rights and Responsibilities; P-3221 Compensation and Reimbursement (page 82)	Jacob Knapp
B. Statement of Legislative Principles (page 88)	Mario Rodriguez

### **5. ACTION**

A. 2019-20 District Audit Reports (page 92)	Mario Rodriguez
B. Non-Resident Tuition & Student Capital Outlay Fees (page 93)	Mario Rodriguez

**6. BOARD MEMBER REPORTS**

**7. FUTURE AGENDA ITEMS**

**8. REPORTS and COMMENTS**

- Student Association
- Classified Senate
- Academic Senate
- Other Recognized Constituencies
- Chancellor’s Report

**9. CLOSED SESSION**

*Closed session may be held as authorized by law for matters including, but not limited to collective bargaining (Rodda Act), Education Code provisions, pending litigation, etc. Closed Session will be held via Zoom Conference and not be open to the public.*

- A. Pursuant to Government Code section 54957: Complaint against Public Employee

**10. ANNOUNCEMENT OF REPORTABLE ACTIONS TAKEN IN CLOSED SESSION SHALL BE POSTED ON THE BOARD OF TRUSTEES’ WEBPAGE: <https://losrios.edu/about-los-rios/board-of-trustees/board-agendas-and-minutes>**

**11. ADJOURNMENT**

<b>Deborah Ortiz</b> President ▪ Area 6	<b>Tami Nelson</b> Vice President ▪ Area 7	<b>Dustin Johnson</b> ▪ Area 1 <b>Robert Jones</b> ▪ Area 2 <b>John Knight</b> ▪ Area 3	<b>Kelly Wilkerson</b> ▪ Area 4 <b>Pamela Haynes</b> ▪ Area 5 <b>Toni Schiffmaier</b> ▪ Student Trustee
Regular Board Meetings are generally held every second Wednesday of the month at 5:30 pm ▪ <i>Note:</i> Meeting times and locations are subject to change. For current information, call the District Office at (916) 568-3039. Next Regular Board Meeting: March 17, 2021 ▪ Zoom Conference			
Public records provided to the Board for the items listed on the open session portion of this agenda will be posted on the District’s website: <a href="http://www.losrios.edu">www.losrios.edu</a> as soon as they are available.			
<b>Help Us Help You</b>			
Los Rios Community College District strives to make reasonable accommodations in all of its programs, services and activities for all qualified individuals with disabilities. Notification (568-3039) 48 hours in advance will enable the District to make arrangements to ensure meeting accessibility. The District will swiftly resolve those requests consistent with the ADA and resolving any doubt in favor of accessibility.			

# LOS RIOS COMMUNITY COLLEGE DISTRICT

**PRESENTED TO BOARD OF TRUSTEES**

**DATE:** February 10, 2021

<b>SUBJECT:</b>	Board Meeting Minutes: January 13, 2021	ATTACHMENT: Yes	
		ENCLOSURE: None	
<b>AGENDA ITEM:</b>	Consent Item A	TYPE OF BOARD CONSIDERATION:	
<b>RECOMMENDED BY:</b>	Brian King, Chancellor <i>Brian King</i>	CONSENT/ROUTINE	X
		FIRST READING	
<b>APPROVED FOR CONSIDERATION:</b>	Brian King, Chancellor <i>Brian King</i>	ACTION	
		INFORMATION	

**STATUS:**

The minutes of the Board of Trustees meeting held on January 13, 2021 are attached for Board review and consideration.

**RECOMMENDATION:**

It is recommended that the Board of Trustees approve the minutes of the meeting held on January 13, 2021.

**LOS RIOS COMMUNITY COLLEGE DISTRICT**  
**Board Meeting Minutes**  
**Wednesday, January 13, 2021**

*This board meeting was held via Zoom Conference in accordance with Executive Orders N-25-20, N-29-20 and N-33-20 issued by California Governor Gavin Newsom on March 12, 17, and 19, 2020.*

**1. CALL TO ORDER**

The board meeting was called to order by President Ortiz at 5:30 p.m.

***Present:***

Ms. Deborah Ortiz, President  
Ms. Tami Nelson, Vice President  
Mr. John Knight  
Mr. Dustin Johnson  
Mr. Robert Jones  
Ms. Pamela Haynes  
Ms. Kelly Wilkerson

Toni Schiffmaier, Student Trustee

Dr. Brian King, Chancellor

**2. ORAL COMMUNICATIONS**

There were no oral communications.

**3. CONSENT CONSIDERATIONS**

*A motion was made by Trustee Haynes, seconded by Trustee Johnson, that the Board of Trustees approve Consent Consideration items A through H.*

*Roll Call Vote:*

*Aye: Haynes, Johnson, Jones, Knight, Nelson, Ortiz, Wilkerson*

*No: None*

*Absent: None*

*Student Advisory Vote: Aye*

*Motion carried; 7:0*

A. Board Meeting Minutes: December 16, 2020

*That the Board of Trustees approve the minutes of the meetings held on December 16, 2020.*

B. Resolution No. 2021-01: Board of Trustees Absences

That the Board of Trustees adopt Resolution No. 2021-01 which specifies that trustees be compensated for absences as indicated.

C. Resolution No. 2021-02: Authorizing Execution of Contract from the Department of Rehabilitation (College 2 Career)

That the Board of Trustees approve Resolution No. 2021-02 authorizing the Chancellor or his designee(s) to execute the contract and any future augmentations, amendments, renewal, extensions, or other modifications to the agreement.

D. Ratify: Grants and Contracts Awarded

That the Board of Trustees ratify and/or approve the grant and contract awards listed herein, pursuant to Board Policy 8315.

Title, Description, Term, Project Administrator	College/Unit	Amount	Source
Child Development Training Consortium (CDTC) <ul style="list-style-type: none"> <li>• Funding will be used for a program to assist students in obtaining, or renewing a currently held Child Development Permit</li> <li>• 09/01/2020 – 06/20/2021</li> <li>• Administrator: LaTonya Williams, Dean, Social and Behavior Sciences</li> </ul>	CRC	\$14,950	Yosemite CCD/CDTC
Improving Undergraduate STEM Education (NSF Sirius II) <ul style="list-style-type: none"> <li>• Funding will be used with an objective of sustainable interdisciplinary research to inspire undergraduate success. Sub award with University Enterprises, Inc.</li> <li>• 10/1/2020 – 09/30/2025</li> <li>• Administrator: Rina Roy, Dean, Science and Engineering</li> </ul>	ARC	\$786,738	National Science Foundation

E. Ratify: Affiliation and Other Agreements

That the Board of Trustees ratify and/or approve the agreements identified pursuant to Board Policy 8315.

**ALLIED HEALTH AGREEMENTS FOR CLINICAL PLACEMENTS/ INTERNSHIP AGREEMENTS**

Listed below are Allied Health Agreements for clinical placements and Internships for Los Rios students. Pursuant to the agreements, the District is obligated to cooperate and provide educational services. The agreements do not require payment or receipt of funds.

Agency	Clinical Program	Campus	Contract Date	Term
International Rescue Committee	CHW <sup>2</sup>	SCC	10/12/20	Evergreen
Clearwater Healthcare	PTA/OTA <sup>1</sup>	SCC	12/08/20	Evergreen
Results Therapy	PTA/OTA <sup>1</sup>	SCC	12/11/20	Evergreen
Dignity Health	All Programs	ALL	02/01/21	EXP: 01/31/24

<sup>1</sup> PTA/OTA: Physical Therapy Assistant/Occupational Therapy Assistant

<sup>2</sup> CHW: Community Healthcare Worker

F. Ratify: Bid Transactions

That the Board of Trustees ratify and/or approve the bid transactions as herein listed.

CHANGE ORDERS				
Bid No	Change Amount	Change Number	Vendor	New Contract Total
18027	\$41,321.00	10	Flint Builders	\$33,373,230.00
Description: Air Handling Unit (AHU) power; North site lighting; ADA accessible entrance; Key box removal; Cable to water meter.				

G. Purchase Orders, Warrants, Checks and Electronic Transfers

That the Board of Trustees approve the numbered purchase orders, warrants, checks and electronic transfers that are reflected on the schedule below.

PURCHASE ORDERS		
General Fund	0001113729-0001113987 B210533-B2105343	\$ 41,059,724.03
Capital Outlay Fund	0003018687-0003018727	
Child Development Fund	-	
Self-Insurance Fund	0009000458-0009000459	
WARRANTS		
General Fund	807006-807433	\$ 8,086,790.19
General Fund-ARC Instructional Related	010894-010902	
General Fund-CRC Instructional Related	023904-023907	
General Fund-FLC Instructional Related	-	
General Fund-SCC Instructional Related	048406-048412	
Capital Outlay Fund	835007-835033	
Student Financial Aid Fund	900744-900745	
Child Development Fund	954880-954881	
Self-Insurance Fund	976637-976643	
ODSFD	-	
Payroll Warrants	484675-485211	
Payroll Vendor Warrants	67860-67960	
November Leave Process	485212-486088	
CHECKS		
Financial Aid Disbursements (E-trans)	-	\$ 1,621,476.07
Clearing Checks	-	\$ -
Parking Checks	-	\$ -
Bookstore Fund – ARC	034422-034426	\$ 47,779.85

Bookstore Fund – CRC	029140-029142	
Bookstore Fund – FLC	010903-010907	
Bookstore Fund – SCC	051867-051872	
Student Clubs Agency Fund – ARC	6202-6206	\$ 16,164.18
Student Clubs Agency Fund – CRC	5497-5499	
Student Clubs Agency Fund – FLC	2921-2924	
Student Clubs Agency Fund – SCC	4547-4549	
Foundation – ARC	6851-6854	\$ 191,898.55
Foundation – CRC	2931-2931	
Foundation – FLC	2038-2040	
Foundation – SCC	5635-5637	
Foundation – DO	1208-1210	
Associated Students Trust Fund – ARC	-	\$ -
Associated Students Trust Fund – CRC	-	
Associated Students Trust Fund – FLC	-	
Associated Students Trust Fund – SCC	-	
Regional Performing Arts Center Fund	USI Check System: 8203-8207	\$ 725.25
<b>ELECTRONIC TRANSFERS</b>		
Board of Equalization	-	\$ 14,000.00
PARS	-	\$ 16,983.20
Vendors	-	\$ -
International Wire	-	\$ -
Backup Withholding	-	\$ -
Retiree Health Trust	-	\$ -
Self-Insurance	-	\$ 23,552.00
Bookstore	-	\$ 4,340.93
Payroll Direct Deposit Advices	1076263-1080450	\$ 12,898,920.65
Other Payroll Transactions	-	\$ 3,448.00
Foundation Scholarships	-	\$ -
ACH Transaction	-	\$ -
CARES Act	-	\$ 29,500.00
Regional Transit (RT) Payment	-	\$ -

H. Human Resources Transactions

That the Board of Trustees approve the human resources transactions listed in the January board agenda packet.

**4. BOARD MEMBER REPORTS**

Trustee Wilkerson shared that she and Trustee Nelson attended a meeting with CRC Outreach staff and Florin High School regarding recruitment and enrollment. She is looking forward to hearing more about our marketing and outreach efforts.

Trustee Knight attended a conference about reopening California.

Trustee Haynes thanked Sacramento City College for their cooperation and participation in this coming Monday’s observance of MLK Day in a COVID-safe way. The college will provide its parking facilities for the car caravan that is planned for the community.

Trustee Schiffmaier reported that the student leaders have finalized their Los Rios Lobby Day proposal.

## 5. FUTURE AGENDA ITEMS

Trustee Wilkerson reiterated Trustee Haynes' requested from the last meeting to receive a list of calendared updates on goals and initiatives ranging from AB 705 to police reform and hopes to see a calendar of those reports in the near future.

Trustee Haynes requested a report on our process for ensuring General Education identifier students are ultimately getting and staying on a Pathway.

## 6. REPORTS AND COMMENTS

The following constituency representatives presented reports to the Board:

Julie Oliver, President, Districtwide Academic Senate

Jason Newman, President, LRCFT

### Chancellor's Report:

ARC: ARC alum Sean Groark has been honored with the 2020 Coast Guard Aeronautical Engineering Officer of the Year Award. This annual award, presented by the Assistant Commandant for Engineering and Logistics and sponsored by the Coast Guard Aviation Association, recognizes individual accomplishments and achievements within the Aeronautical Engineering Program. Sean, who is a Lieutenant Commander with the Coast Guard, is serving as the Air Station Clearwater Assistant Aeronautical Engineering Officer. During Hurricane Dorian he established an international base of operations supporting Coast Guard response. Stepping up to serve as the acting Engineering Officer for 109 days, he faced unprecedented challenges of the COVID-19 pandemic. Due to Department of Defense COVID-19 policy, Sean rapidly coordinated the evacuation and relocation of the Atlantic Undersea Test and Evaluation Center to Exuma Island, enabling continuity of operations and sustaining international partnerships. Sean was an ARC student athlete 2001-03 (swimming); his senior year at Sac State he returned to ARC to serve as an assistant coach.

CRC: The CRC Music Department found a unique way to serve students during the fall semester, which proved very successful. So much so, that they will continue it this spring semester. The music department created the "In the Studio," online weekly series, which featured innovative artists pushing the boundaries in their fields. The series also highlighted student voices through a series of open mics and student ensemble performances. Performers from New York to Philadelphia to Vancouver to Sacramento participated in the series, bringing world-class artists to the CRC Community to talk about their craft. The unique series got the attention of local media as well and two of CRC's music professors were interviewed on Good Morning Sacramento and KCRA. The music department plans to do another series this spring semester.

FLC: Folsom Lake College's Emergency Medical Technology (EMT) program recently received approval as an official EMT Training Program by the El Dorado County Office of Emergency Medical Services. This college-community collaboration brings several benefits, including enhanced utilization of the Los Rios eLearning opportunities, patient simulation assets, and use of the region's Mobile Sim Lab. Thank you to



Professors Jim Wold and Reynando Accooe and Dean of Career Education Vicky Maryatt for their efforts in pursuing this certification.

SCC: Former Panther Roshawn Davis was honored as one of Sacramento Business Journal’s 40 Under 40 for his work as the founder and CEO of Unseen Heroes, an event marketing and management company. While an emcee for hip-hop group Righteous Movement, Roshawn realized that there weren’t any artist management agencies representing or hiring people of color, like him, so he learned how to do it himself. As he delved into the industry he realized this was not unique to the Sacramento music industry and in 2008 launched Unseen Heroes to be able to create unforgettable moments by bringing together local businesses, entrepreneurs, designers, artists, makers, farmers, and chefs.

*Retirements:*

Retirement			Years of Service
Rebecca Bain	Donor Relations Specialist	DO	22+
Apedaile Leland	Information Technology Specialist II- Microcomputer Support	CRC	32+

**7. CLOSED SESSION**

The following board members went into closed session: Ms. Haynes, Mr. Johnson, Mr. Jones, Mr. Knight, Ms. Nelson, Ms. Ortiz and Ms. Wilkerson.

- A. Public Employee Discipline/Dismissal/Release (Government Code Section 54957)

**8. ANNOUNCEMENT OF REPORTABLE ACTIONS TAKEN IN CLOSED SESSION  
ITEMS SHALL BE POSTED ON THE BOARD OF TRUSTEES’ WEBPAGE.**

In the closed session matter identified as 7A, Employee Discipline/Dismissal/Release, the Board of Trustees voted 7 to 0 to terminate the employment of a Los Rios Custodian.

**9. ADJOURNMENT**

*A motion was made by Trustee Haynes, seconded by Trustee Nelson, that the Board of Trustees adjourn the meeting in honor of Los Rios friend and colleague Dean Murakami who passed away just before the holidays. Dean embodied so much about what makes our district and our colleges so special, with his deep commitment to our students and his tireless work on behalf of faculty.*

President Ortiz adjourned the meeting at 6:23 pm.

---

**BRIAN KING**



Chancellor and Secretary to the Board of Trustees

*Draft minutes presented to the Board of Trustees: February 10, 2021*

# LOS RIOS COMMUNITY COLLEGE DISTRICT

**PRESENTED TO BOARD OF TRUSTEES**

**DATE:** February 10, 2021

<b>SUBJECT:</b>	Curriculum Proposals: American River, Folsom Lake and Sacramento City College	ATTACHMENT: Yes	
		ENCLOSURE: None	
<b>AGENDA ITEM:</b>	Consent Item B	TYPE OF BOARD CONSIDERATION:	
<b>RECOMMENDED BY:</b>	 Jamey Nye, Deputy Chancellor	CONSENT/ROUTINE	X
		FIRST READING	
<b>APPROVED FOR CONSIDERATION:</b>	 Brian King, Chancellor	ACTION	
		INFORMATION	

**STATUS:**

The District Curriculum Coordinating Committee reviews college proposals for new, modified, or deleted courses and programs; general education guidelines, graduation competencies, grading policies, course placement into disciplines, and discusses and acts on other curriculum related issues. The attached curriculum was approved at the January 29, 2021 meeting.

The District Curriculum Coordinating Committee membership includes the following representatives: American River College – Valerie Rose (chair), Roxanne Morgan, Al Ahmadi; Cosumnes River College – Brian Noel (Chair), Amanda Wolcott-Paskey, Juana Esty; Folsom Lake College – Rose Giordano (Chair), Eric Wada (DAS Chair), Danny Siegfried; Sacramento City College – Renee Medina (Chair), Don Button, Shannon Gilley; District Senate – Alisa Shubb; Articulation Officer – Lynn Fowler; District Office – Jamey Nye/Torence Powell; and Student Representatives: Antonia Corpuz, Allison Schiffmaier, Jenn Galinato.

**RECOMMENDATION:**

It is recommended that the Board of Trustees approve the curriculum proposals for American River, Folsom Lake and Sacramento City College.

# Los Rios Community College District

## Recommendation for Adoption by the Board of Trustees

February 10, 2021

### COURSE PROPOSALS

#### Course Deletions

##### *American River College*

1. **FREN 401 Elementary French (4.00 units)**

**Justification:** As part of a comprehensive effort to streamline our offerings and offer languages that serve our student population, we are deleting our French courses. French is offered at both FLC and SCC for students that wish to study the language.

2. **FREN 402 Elementary French (4.00 units)**

**Justification:** As part of a comprehensive effort to streamline our offerings and offer languages that serve our student population, we are deleting our French courses. French is offered at both FLC and SCC for students that wish to study the language.

3. **FREN 411 Intermediate French (4.00 units)**

**Justification:** As part of a comprehensive effort to streamline our offerings and offer languages that serve our student population, we are deleting our French courses. French is offered at both FLC and SCC for students that wish to study the language.

4. **FREN 412 Intermediate French (4.00 units)**

**Justification:** As part of a comprehensive effort to streamline our offerings and offer languages that serve our student population, we are deleting our French courses. French is offered at both FLC and SCC for students that wish to study the language.

5. **FREN 495 Independent Studies in French (1.00 - 3.00 units)**

**Justification:** As part of a comprehensive effort to streamline our offerings and offer languages that serve our student population, we are deleting our French courses. French is offered at both FLC and SCC for students that wish to study the language.

6. **FREN 499 Experimental Offering in French (0.50 - 4.00 units)**

**Justification:** As part of a comprehensive effort to streamline our offerings and offer languages that serve our student population, we are deleting our French courses. French is offered at both FLC and SCC for students that wish to study the language.

7. **GERON 330 Communicating with and Validating Older Adults (3.00 units)**

**Justification:** Based on program review, this course has been determined to not meet the needs of our students.

8. **GERON 334 Reminiscence Therapy (3.00 units)**

**Justification:** Based on program review, this course has been determined to not meet the needs of our students.

## New to District Courses

### *American River College*

1. **CALJA 101 Fire Fighter 101 (2.50 units)**

*Prerequisite:* None.

*Enrollment Limitation:* Registered Fire Fighter Apprentice

*31.50 hours lecture, 40.50 hours laboratory*

This course is the first in a series for an apprentice Fire Fighter. This course provides information on jobs and duties of an apprentice Fire Fighter. Topics covered in the course are based on the needs of the apprentice and the fire agency, with focus on the related and supplemental instruction specified by the Rules and Regulations of the California Firefighter Joint Apprenticeship Committee (CAL-JAC).

**Justification:** This course is part of a new apprenticeship program we are creating at American River College. It is a required course in the State of California Fire Fighter Apprenticeship program.

2. **CISP 455 Intermediate Enterprise Software Development and Engineering (4.50 units)**

*Prerequisite:* CISP 451 with a grade of "C" or better

*81.00 hours lecture*

This is the second in a series of two courses that focus on the development and engineering of software products in an enterprise environment. This course introduces DevOps practices, introductory level programming, web development, and design patterns.

**Justification:** This course is a part of a proposed Enterprise Software Engineering and Development certificate that forms the RSI (related supplementary instruction) of two apprenticeship programs. These apprenticeship programs develop individuals into journey-workers in the IBM z mainframe software development and engineering industries. Specifically, this course introduces knowledge, concepts, and skills that are fundamental to the development and engineering of IBM z System software.

3. **SLPA 116 SLPA Therapy Techniques: Neurogenic Communication Disorders (2.00 units)**

*Prerequisite:* SLPA 300 with a grade of "C" or better

*36.00 hours lecture*

This course explores specific neurologically-based disorders of communication and their causes and characteristics as acquired by adult clientele. Specific materials and strategies are emphasized for therapeutic service delivery within the realm of speech, language, and cognition. It covers anatomy, neurological etiologies, remediation techniques/material/equipment, rationales for commonly used therapeutic approaches, individual vs. group therapy, service provision sites, data collection, clinical documentation and record keeping, and the role of the Speech-Language Pathology Assistant (SLPA).

**Justification:** This course provides the SLPA student the opportunity to have more direct instruction in the field of adult neurogenic communication disorders - treatment materials and therapeutic intervention. The national governing body is working on developing medical billing codes for Speech-Language Pathology Assistants (SLPAs). Once completed, the SLPA will be able to bill for therapy services affiliated with rehabilitation facilities and home health agencies. This course meets industry standards per the SLPA Advisory Committee.

4. **SLPA 117 SLPA Therapy Techniques: School Age (2.00 units)**

*Prerequisite:* SLPA 300 with a grade of "C" or better

*36.00 hours lecture*

This course explores specific disorders of communication and therapeutic service provision with the school-aged population. Specific materials and strategies regarding service delivery are emphasized, with a focus on evidence-based practice. It covers remediation techniques and rationales for commonly used therapeutic approaches, strategies for service delivery in school and clinic environments, materials management, proxemics, data collection, safety, and communication with caregiver, colleagues and supervisor. This course also reviews service delivery models, scope of responsibilities, and the role of the Speech-Language Pathology Assistant (SLPA) in intervention.

**Justification:** This course provides the SLPA student the opportunity to have more direct instruction in the field of communication disorders occurring with the school-aged population - treatment materials and therapeutic intervention. Private practices, Non-Public Agencies (NPAs), and educational institutions offer a wide variety of intervention services and this course would further prepare the SLPA student for fieldwork and employment opportunities. It meets industry standards as per the SLPA Advisory Committee.

5. **SLPA 118 SLPA Therapy Techniques: Early Intervention (1.50 units)**

*Prerequisite:* SLPA 300 with a grade of "C" or better

*18.00 hours lecture, 27.00 hours laboratory*

This course explores specific disorders of communication and therapeutic service provision with the Early Intervention (EI) population. Specific materials and strategies regarding service delivery are emphasized, with a focus on evidence-based practice. It also covers remediation techniques and rationales for commonly used therapeutic approaches, strategies for service delivery in home and clinic environments, materials management, proxemics, data collection, safety, and communication with caregiver and supervisor. This course reviews the scope of responsibilities and the role of the Speech-Language Pathology Assistant (SLPA) in intervention.

**Justification:** This course provides the SLPA student the opportunity to have more direct instruction in the field of communication disorders occurring in the pediatric realm of Early Intervention (EI) - treatment materials and therapeutic intervention. Private practices and Non-Public Agencies (NPAs) in the industry offer a wide variety of EI services and this course would further prepare the SLPA student for employment opportunities. It meets industry standards as per the SLPA Advisory Committee.

**Sacramento City College**

1. **NUTRI 333 Food Safety and Sanitation (3.00 units)**

*Prerequisite:* None.

*54.00 hours lecture*

This course encompasses all phases of food sanitation: food safety principles and application, causes of food borne illnesses, sanitary practices in food preparation, microbiology of food safety, sanitation of kitchen and dining areas, infection control, and kitchen safety issues. Laws and regulations related to consumer and foodservice operations

will also be examined. Lastly, this course will prepare students for the national foodservice sanitation certification exam (Servesafe).

**Justification:** Offering this course has several goals: 1. for our students to earn a Serve Safe Certificate after completion, which is needed to work in most aspects of the food industry, 2. to provide our students with the opportunity to put nutrition and food science theory into practice.

## **PROGRAM PROPOSALS**

### **New Programs**

#### *Folsom Lake College*

##### **1. Business Analyst**

The program content includes: customer service and stakeholder analysis, problem solving and critical thinking, the role of the business analyst, business analyst tasks, written and verbal communications, and the use of data and information in making business decisions.

**Justification:** The Business Analyst certificate program meets the minimum requirements for state workers to move into an entry level position as a staff services analyst position. This program prepares students for career preparation and college transfer. The program will stack to three degree programs including the AA Business Analysis/Data Analytics, the AS-T Business Administration, and the AA Public Management.

# LOS RIOS COMMUNITY COLLEGE DISTRICT

PRESENTED TO BOARD OF TRUSTEES

DATE: February 10, 2021

<b>SUBJECT:</b>	District Quarterly Financial Status Report (311Q)	ATTACHMENT: Yes	
		ENCLOSURE: None	
<b>AGENDA ITEM:</b>	Consent Item C	TYPE OF BOARD CONSIDERATION:	
<b>RECOMMENDED BY:</b>	Mario Rodriguez, Vice Chancellor Finance and Administration	CONSENT/ROUTINE	X
		FIRST READING	
<b>APPROVED FOR CONSIDERATION:</b>	Brian King, Chancellor	ACTION	
		INFORMATION	

**BACKGROUND:**

Pursuant to the provisions of AB 2910, Chapter 1486, Statutes of 1986, each quarter districts must report their financial condition on forms prescribed by the California Community Colleges Chancellor’s Office. This prescribed report (form CCFS-311Q) must be submitted to the Chancellor’s Office and to the County Superintendent of Schools within forty-five (45) days following the end of each quarter for the first three quarters. The fourth quarter is reported on the CCFS-311 Annual Financial and Budget Report, which must be submitted by October 10<sup>th</sup> each year. The Chancellor’s Office staff will then review the prescribed quarterly reports and notify districts if further action is necessary.

**STATUS:**

In accordance with AB 2910, the Governing Board should review the enclosed prescribed report (CCFS-311Q) at a regularly scheduled meeting and enter the report as part of the minutes of the meeting. As required, the District’s Chief Executive Officer (Chancellor) and Chief Business Officer have certified that the information for the quarter ended December 31, 2020 contained in this report is correct.

**RECOMMENDATION:**

It is recommended that the Board of Trustees receive the December 31, 2020 Quarterly Financial Status Report (CCFS-311Q) and the related financial statements.

LOS RIOS COMMUNITY COLLEGE DISTRICT  
GENERAL FUND  
STATEMENT OF APPROPRIATIONS, REVENUE & EXPENDITURES  
FOR THE QUARTER ENDED DECEMBER 31, 2020  
UNAUDITED

	<u>Adopted Budget</u>	<u>YTD Activity</u>
<b>BEGINNING FUND BALANCE, JULY 1</b>		
Uncommitted	\$ 22,971,778	\$ 22,971,778
Committed	48,316,900	48,316,900
Restricted	10,497,778	10,497,778
<b>TOTAL BEGINNING FUND BALANCE</b>	<b><u>81,786,456</u></b>	<b><u>81,786,456</u></b>
<b>REVENUE:</b>		
<b>GENERAL PURPOSE</b>		
Total Computational Revenue	324,343,248	156,093,271
Lottery Funds	6,693,050	1,348,726
Apprentice/Other General Purpose/Interfund Transfers	43,570,130	12,687,949
<b>TOTAL GENERAL PURPOSE</b>	<b><u>374,606,428</u></b>	<b><u>170,129,946</u></b>
<b>SPECIAL PROGRAMS</b>	<b><u>117,737,430</u></b>	<b><u>70,664,418</u></b>
<b>TOTAL REVENUE AND TRANSFERS IN</b>	<b><u>492,343,858</u></b>	<b><u>240,794,364</u></b>
<b>TOTAL REVENUE, TRANSFERS AND BEGINNING FUND BALANCE</b>	<b><u>\$ 574,130,314</u></b>	<b><u>\$ 322,580,820</u></b>
<b>APPROPRIATIONS/EXPENDITURES:</b>		
Academic Salaries	\$ 168,225,577	69,225,626
Classified Salaries	100,698,306	40,807,718
Employee Benefits	113,793,903	45,259,276
Supplies and Materials	37,290,213	3,213,600
Other Operating Expenses and Services	86,117,098	15,917,548
Capital Outlay	4,854,826	1,032,808
Payments to Students	10,863,404	4,238,360
Other Outgo	22,384,695	8,532,532
<b>TOTAL APPROPRIATIONS/EXPENDITURES AND TRANSFERS OUT</b>	<b><u>544,228,022</u></b>	<b><u>188,227,468</u></b>
<b>ENDING FUND BALANCE</b>		
Uncommitted	22,971,778	
Committed	4,336,900	
Restricted	2,593,614	
<b>TOTAL ENDING FUND BALANCE</b>	<b><u>29,902,292</u></b>	
<b>TOTAL APPROPRIATIONS/EXPENDITURES AND ENDING FUND BALANCE</b>	<b><u>\$ 574,130,314</u></b>	



**CALIFORNIA COMMUNITY COLLEGES  
CHANCELLOR'S OFFICE**

**Quarterly Financial Status Report, CCFS-311Q**

[VIEW QUARTERLY DATA](#)

**CHANGE THE PERIOD** ▼

**Fiscal Year: 2020-2021**

**District: (230) LOS RIOS**

**Quarter Ended: (Q2) Dec 31, 2020**

Line	Description	As of June 30 for the fiscal year specified			
		Actual 2017-18	Actual 2018-19	Actual 2019-20	Projected 2020-2021
<b>I. Unrestricted General Fund Revenue, Expenditure and Fund Balance:</b>					
A.	<b>Revenues:</b>				
A.1	Unrestricted General Fund Revenues (Objects 8100, 8600, 8800)	344,870,123	367,383,024	362,930,462	365,850,681
A.2	Other Financing Sources (Object 8900)	3,105,267	1,398,248	919,202	8,755,747
A.3	<b>Total Unrestricted Revenue (A.1 + A.2)</b>	<b>347,975,390</b>	<b>368,781,272</b>	<b>363,849,664</b>	<b>374,606,428</b>
B.	<b>Expenditures:</b>				
B.1	Unrestricted General Fund Expenditures (Objects 1000-6000)	327,092,528	345,453,974	343,499,008	398,890,095
B.2	Other Outgo (Objects 7100, 7200, 7300, 7400, 7500, 7600)	26,906,850	14,989,885	11,090,697	19,696,333
B.3	<b>Total Unrestricted Expenditures (B.1 + B.2)</b>	<b>353,999,378</b>	<b>360,443,859</b>	<b>354,589,705</b>	<b>418,586,428</b>
C.	<b>Revenues Over(Under) Expenditures (A.3 - B.3)</b>	<b>-6,023,988</b>	<b>8,337,413</b>	<b>9,259,959</b>	<b>-43,980,000</b>
D.	<b>Fund Balance, Beginning</b>	<b>59,715,294</b>	<b>53,691,306</b>	<b>62,028,719</b>	<b>71,288,678</b>
D.1	Prior Year Adjustments + (-)	0	0	0	0
D.2	<b>Adjusted Fund Balance, Beginning (D + D.1)</b>	<b>59,715,294</b>	<b>53,691,306</b>	<b>62,028,719</b>	<b>71,288,678</b>
E.	<b>Fund Balance, Ending (C. + D.2)</b>	<b>53,691,306</b>	<b>62,028,719</b>	<b>71,288,678</b>	<b>27,308,678</b>
F.1	Percentage of GF Fund Balance to GF Expenditures (E. / B.3)	15.2%	17.2%	20.1%	6.5%

**II. Annualized Attendance FTES: This data is being captured in CCFS-320 and is no longer required here.**

G.1	Annualized FTES (excluding apprentice and non-resident)				
-----	---	--	--	--	--

**III. Total General Fund Cash Balance (Unrestricted and Restricted)**

	Description	As of the specified quarter ended for each fiscal year			
		2017-18	2018-19	2019-20	2020-2021
H.1	Cash, excluding borrowed funds		49,974,775	77,098,769	154,176,966
H.2	Cash, borrowed funds only		0	0	0
H.3	<b>Total Cash (H.1+ H.2)</b>	<b>36,306,370</b>	<b>49,974,775</b>	<b>77,098,769</b>	<b>154,176,966</b>

**IV. Unrestricted General Fund Revenue, Expenditure and Fund Balance:**

Line	Description	Adopted Budget (Col. 1)	Annual Current Budget (Col. 2)	Year-to-Date Actuals (Col. 3)	Percentage (Col. 3/Col. 2)
<b>I. Revenues:</b>					
I.1	Unrestricted General Fund Revenues (Objects 8100, 8600, 8800)	365,850,681	365,850,681	169,779,021	46.4%
I.2	Other Financing Sources (Object 8900)	8,755,747	8,755,747	350,925	4%
I.3	<b>Total Unrestricted Revenue (I.1 + I.2)</b>	<b>374,606,428</b>	<b>374,606,428</b>	<b>170,129,946</b>	<b>45.4%</b>
<b>J. Expenditures:</b>					
J.1	Unrestricted General Fund Expenditures (Objects 1000-6000)	398,890,095	398,890,095	144,561,762	36.2%
J.2	Other Outgo (Objects 7100, 7200, 7300, 7400, 7500, 7600)	19,696,333	19,696,333	7,439,318	37.8%
J.3	<b>Total Unrestricted Expenditures (J.1 + J.2)</b>	<b>418,586,428</b>	<b>418,586,428</b>	<b>152,001,080</b>	<b>36.3%</b>

K.	Revenues Over(Under) Expenditures (I.3 - J.3)	-43,980,000	-43,980,000	18,128,866	
L	Adjusted Fund Balance, Beginning	71,288,678	71,288,678	71,288,678	
L.1	Fund Balance, Ending (C. + L.2)	27,308,678	27,308,678	89,417,544	
M	Percentage of GF Fund Balance to GF Expenditures (L.1 / J.3)	6.5%	6.5%		

V. Has the district settled any employee contracts during this quarter? **YES**

If yes, complete the following: (If multi-year settlement, provide information for all years covered.)

Contract Period Settled (Specify) YYYY-YY	Management		Academic				Classi
	Total Cost Increase	% *	Permanent		Temporary		
Total Cost Increase			% *	Total Cost Increase	% *	Total Cost Increase	% *
<b>a. SALARIES:</b>							
Year 1: 2020-21							
Year 2: 2021-22							
Year 3: 2022-23							
<b>b. BENEFITS:</b>							
Year 1: 2020-21							
Year 2: 2021-22							
Year 3: 2022-23							

\* As specified in Collective Bargaining Agreement or other Employment Contract

c. Provide an explanation on how the district intends to fund the salary and benefit increases, and also identify the revenue source/object code.

The Board of Trustees approved the contract agreement with the Los Rios Federation of Teachers (LRCFT) on December 16, 2020. The contract period is 1/1/2021 - 6/30/2023. The contract continues the same compensation formula from prior agreements, which provides for salary schedule or benefit improvements contingent upon new continuing revenues to support those costs.

d. Did any contracts settled in this time period cover part-time, temporary faculty? **YES**

d.1 Does the contract include minimum standards for the terms of reemployment preference and evaluation for part-time, temporary faculty in order to remain eligible to receive Student Equity and Achievement Program funds\*? **YES**

\*As a condition for receiving Student Equity and Achievement Program funds, negotiations between districts and the exclusive representative for part-time, temporary faculty must include minimum standards for the terms of reemployment preference and evaluation as outlined in Education Code section 87482.3. Education Code section 78222(d)(2) links the negotiation requirement to the receipt of funds for the Student Equity and Achievement Program.

d.2 Does the collective bargaining agreement achieve parity between compensation for full-time and part-time, temporary faculty? **YES**

VI. Did the district have significant events for the quarter (include incurrence of long-term debt, settlement of audit findings or legal suits, significant differences in budgeted revenues or expenditures, borrowing of funds (TRANS), issuance of COPs, etc.)? **NO**

If yes, list events and their financial ramifications. (Enter explanation below, include additional pages if needed.)

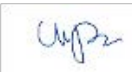

VII. Does the district have significant fiscal problems that must be addressed? **NO**  
 This year? **NO**  
 Next year? **NO**

If yes, what are the problems and what actions will be taken? (Enter explanation below, include additional pages if needed.)

# LOS RIOS COMMUNITY COLLEGE DISTRICT

PRESENTED TO BOARD OF TRUSTEES

DATE: February 10, 2021

<b>SUBJECT:</b>	Los Rios Colleges Foundation – Quarterly Investment Report	ATTACHMENT: Yes	
		ENCLOSURE: None	
<b>AGENDA ITEM:</b>	Consent Item D	TYPE OF BOARD CONSIDERATION:	
<b>RECOMMENDED BY:</b>	Mario Rodriguez  Vice Chancellor, Finance & Administration	CONSENT/ROUTINE	X
		FIRST READING	
<b>APPROVED FOR CONSIDERATION:</b>	Brian King, Chancellor 	ACTION	
		INFORMATION	

**BACKGROUND:**

In 1998, the District and Los Rios Colleges Foundation (Foundation) adopted a Master Agreement whereby the Foundation became an auxiliary organization of the District. All college foundations’ investment activities were combined under the Foundation. Morgan Stanley is the investment consultant for the Foundation.

As an auxiliary organization, the Foundation is not required to operate under GC 53600 investment restrictions. The Foundation Board has a Statement of Rules, Objectives and Guidelines (Statement) to govern the investment of funds, last revised June 2018. The funds should be invested with care, skill, prudence and diligence with the goal of producing returns equal to or exceeding prevailing standards among foundations of similar asset size, as well as for the protection of funds held in perpetual duration. The Statement defines the investment guidelines for specified asset classes for endowed funds as follows: equities, defined as common stock, convertible preferred stock, convertible bonds, and convertible stock, shall represent 25-60% of the total fund assets; fixed-income securities, defined as investments with maturities greater than one year that pay a fixed rate of return, shall represent 17-50% of the total assets; alternative investments, defined as fund-of-fund investments, shall represent up to 20% of the total fund assets; and cash, defined as maturities shorter than one year, shall represent 2-10% of the total fund assets. In addition, the Statement provides guidelines for investing non-endowed funds based upon the purpose of the donation and the horizon of time for the use of funds. The three non-endowed portfolio funds available are cash management, fixed income and balanced funds.

**STATUS:**

The Foundation Quarterly Investment Report, including realized and unrealized earnings, represents the investment activity for the fiscal year through December 31, 2020. The Los Rios Colleges Foundation Finance Committee directs the investments of the Foundation. The fiscal year-to-date return for the endowed portfolio of \$11.7 million was 15.41% compared to 15.99% for the composite benchmark. The fiscal year-to-date return for the total managed portfolio of \$15 million was 11.60% compared to 12.18% for the composite benchmark. In accordance with generally accepted accounting principles, investments are restated to market value as of each fiscal year-end.

**RECOMMENDATION:**

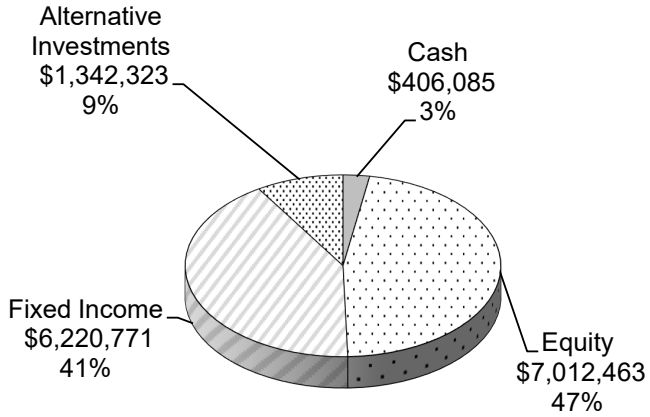
It is recommended that the Board of Trustees receive the Foundation Quarterly Investment Report for the quarter ended December 31, 2020.

Los Rios Colleges Foundation  
Account Summary  
as of December 31, 2020

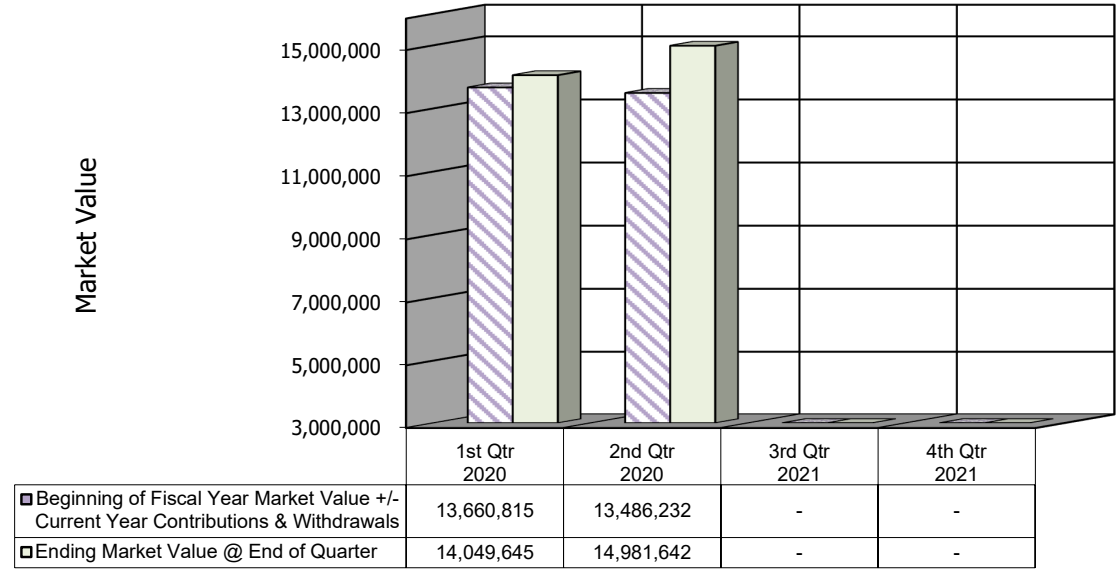
TOTAL PORTFOLIO	Guidelines	Opening Balance Start of Fiscal Year	Net Deposits/ Withdrawals	Unrealized Gains/(Losses)	Realized Gains/(Losses)	Interest / Dividends	Total YTD Earnings	YTD Fees	Market Value	% of Total Current Market Value
<b>Managed (Endowed):</b>										
Cash (Scholarship)	2-10%	360,070	813	-	-	15	15	-	360,898	3%
<b>Fixed Income</b>										
Breckinridge*		1,623,841	418,108	(13,762)	10,665	24,864	21,767	(5,190)	2,058,526	19%
Lord Abbett Inflation		290,168	40,000	32,520	-	6,617	39,137	(722)	368,583	3%
CRANX		546,511	40,000	(2,201)	-	5,936	3,735	(1,284)	588,962	5%
<b>Total Fixed Income</b>	17-50%	<b>2,460,520</b>	<b>498,108</b>	<b>16,557</b>	<b>10,665</b>	<b>37,417</b>	<b>64,639</b>	<b>(7,196)</b>	<b>3,016,071</b>	<b>27%</b>
<b>Equities</b>										
SPDR Portfolio Total Stock Market ETF		1,828,569	(393,566)	292,692	63,163	13,442	369,297	(3,875)	1,800,425	15%
Snow All Cap Value		591	-	-	-	-	-	-	591	0%
Schafer Cullen International High Dividend		682,487	(75,000)	101,846	(4,770)	12,885	109,961	(3,191)	714,257	6%
iShares Core MSCI EAFE ETF		1,282,322	(140,000)	258,067	(9,649)	12,292	260,710	(2,839)	1,400,193	12%
DTD - ETF		626,573	(125,000)	85,887	5,712	8,602	100,201	(1,312)	600,462	5%
MLP Closed End Funds		1,064	-	-	-	-	-	-	1,064	0%
International Small Cap		335,494	-	91,456	-	3,376	94,832	(816)	429,510	4%
Brandes EM		479,363	(15,000)	121,610	(19,198)	10,054	112,466	(2,960)	573,869	5%
Salient MLP		127,895	-	10,001	1	4,030	14,032	(273)	141,654	1%
Millerr Howard and Income Equity SMA		676,881	(225,000)	139,516	(9,734)	10,873	140,655	(2,408)	590,128	5%
China Portfolio		299,516	-	84,418	-	1,609	86,027	(762)	384,781	3%
Fuller & Thaler		-	275,000	95,551	3,655	2,208	101,414	(885)	375,529	3%
<b>Total Equities</b>	25-60%	<b>6,340,755</b>	<b>(698,566)</b>	<b>1,281,044</b>	<b>29,180</b>	<b>79,371</b>	<b>1,389,595</b>	<b>(19,321)</b>	<b>7,012,463</b>	<b>59%</b>
<b>Alternative Investments</b>										
Liquid Alternatives		810,625	(25,671)	24,774	1,466	19,470	45,710	(3,844)	826,820	7%
Structured Invt		288,308	207,358	19,834	-	3	19,837	-	515,503	4%
<b>Total Alternative Investments</b>	up to 20%	<b>1,098,933</b>	<b>181,687</b>	<b>44,608</b>	<b>1,466</b>	<b>19,473</b>	<b>65,547</b>	<b>(3,844)</b>	<b>1,342,323</b>	<b>11%</b>
<b>Total Managed (Endowed)</b>		<b>10,260,278</b>	<b>(17,958)</b>	<b>1,342,209</b>	<b>41,311</b>	<b>136,276</b>	<b>1,519,796</b>	<b>(30,361)</b>	<b>11,731,755</b>	<b>100%</b>
<b>Managed (Non-endowed):</b>										
Madison Short Duration Fixed Income*		3,398,836	(200,000)	(31,389)	13,280	36,795	18,686	(12,822)	3,204,700	
<b>Total Managed (Endowed &amp; Non-endowed)</b>		<b>13,659,114</b>	<b>(217,958)</b>	<b>1,310,820</b>	<b>54,591</b>	<b>173,071</b>	<b>1,538,482</b>	<b>(43,183)</b>	<b>14,936,455</b>	
<b>Non-Endowed:</b>										
Cash Management - Money Market		704,087	(660,544)	-	-	60	60	-	43,603	
<b>Total Non-Endowed</b>		<b>4,102,923</b>	<b>(860,544)</b>	<b>(31,389)</b>	<b>13,280</b>	<b>36,855</b>	<b>18,746</b>	<b>(12,822)</b>	<b>3,248,303</b>	
<b>Cash Clearing Account</b>										
Gift Receipt		1	1,532	(708)	759	-	51	-	1,584	
<b>TOTAL PORTFOLIO</b>		<b>14,363,202</b>	<b>(876,970)</b>	<b>1,310,112</b>	<b>55,350</b>	<b>173,131</b>	<b>1,538,593</b>	<b>(43,183)</b>	<b>14,981,642</b>	

**Los Rios Colleges Foundation  
Account Summary  
as of December 31, 2020**


**Asset Allocation as of  
December 31, 2020**



**Portfolio Change July 2020 through December 2020**



**Performance Analysis as of December 31, 2020**





\* The definition of Los Rios Foundation Return is Managed Portfolio Net Time Weighted Returned which is net of fees.

\*\*Provided by Morgan Stanley. Composite benchmark is composed of various market indices selected by Morgan Stanley to approximate the Foundation's asset allocation.

# LOS RIOS COMMUNITY COLLEGE DISTRICT

PRESENTED TO BOARD OF TRUSTEES

DATE: February 10, 2021

<b>SUBJECT:</b>	2020-21 Budget Revision No 1	ATTACHMENT: Yes	
		ENCLOSURE: None	
<b>AGENDA ITEM:</b>	Consent Item E	TYPE OF BOARD CONSIDERATION:	
<b>RECOMMENDED BY:</b>	 Mario Rodriguez, Vice Chancellor Finance and Administration	CONSENT/ROUTINE	X
		FIRST READING	
<b>APPROVED FOR CONSIDERATION:</b>	 Brian King, Chancellor	ACTION	
		INFORMATION	

**BACKGROUND:**

On October 14, 2020, the Governing Board adopted the 2020-21 maximum funding level (Z Budget) for the General Fund. The attached Schedule I details modifications to this funding level since adoption. General Fund revenues and appropriations are budgeted \$31.3 million higher than the adopted level due to the recognition of additional general purpose, and restricted/special programs revenues. General fund unrestricted revenue increased by \$10.3 million, which is predominantly due to the allocation of the Program Development Funds presented to the Governing Board at the December 2020 meeting. Restricted revenues increased by \$21.0 million, which is predominantly due to additional awards received since the budget was adopted as shown on Schedule II. Additional CARES funding award letters are still in process and will be included in the next budget revision.

Neither the final calculation for fiscal year 2019-20 nor the first principal apportionment (P1) for 2020-21 have been released as of February 2nd. The P1 is based upon attendance reporting submitted Jan. 15<sup>th</sup> along with projected enrollment fee and property tax revenues. Under the new formula, attendance, outcomes, and demographic data from the three most recent prior years are used to calculate the District’s entitlement. The District’s hold harmless entitlement, which is the basis for the X budget, remains at \$324 million. Staff will update 2020-21 projections when the P1 is issued and adjustments will be included in budget revision No. 2, scheduled for the June meeting. As usual, the District continues to operate at the X budget level.

**STATUS:**

Revisions to the adopted budget for the General Fund are necessary for the following reasons:

1. Schedule I summarizes changes to revenues, appropriations and fund balance for the general fund. The change in restricted fund balance is the appropriation of restricted lottery funds.
2. Schedule II provides specific adjustments to restricted and special program revenues. Restricted revenues reflect new awards for Federal and State programs, as well as augmentations to existing programs for federal, state and local. The changes in appropriations reflect the allocation of those additional resources as well as re-alignment

across object codes as expenditure plans are formalized.

Revisions to other District funds due to:

3. Instructionally-Related Activities (Schedule III): Increases to revenue and appropriation of uncommitted fund balance.
4. Capital Outlay Projects (Schedule IV): Increase in local revenues reflect donations from Foundation and increases in transfers from other funds. Changes in appropriations reflect the allocation of the donations, program development funds, and miscellaneous spending plan adjustments.
5. Bond Projects – Measure M (Schedule V): Estimated increase to bond service costs.
6. Self Insurance (Schedule VI): Increase in insurance premium and minor change in funding and appropriations for dental program.
7. Student Financial Aid (Schedule VII): Increase in State Categorical programs transferred from the General Fund.
8. Student Associations Trust (Schedule VIII): Appropriation of beginning fund balance.
9. Scholarship & Loan Trust (Schedule IX): Appropriation of beginning fund balance.
10. Los Rios Colleges Foundation (Schedule X): Increase to estimated donations and updates to fund balance.

**RECOMMENDATION:**

It is recommended that the Board of Trustees approve the revised budgets for the General, Instructionally Related Activities, Capital Outlay Projects, Bond Projects, Self Insurance, Student Financial Aid, Student Associations Trust, Scholarship & Loan Trust, and Los Rios Colleges Foundation funds shown on the attached schedules, and that the related documents be filed with the County Superintendent of Schools.

**LOS RIOS COMMUNITY COLLEGE DISTRICT  
GENERAL FUND  
BUDGET REVISION # 1  
2020-2021**

	<b>ADOPTED* BUDGET 10/14/2020</b>	<b>BUDGET MODIFICATIONS</b>	<b>REVISED BUDGET 2/10/2021</b>
<b>BEGINNING FUND BALANCE, JULY 1</b>			
Uncommitted	\$ 18,612,927	\$ -	\$ 18,612,927
Committed	48,316,900	-	48,316,900
Restricted	10,497,778	-	10,497,778
<b>TOTAL BEGINNING FUND BALANCE</b>	<b>77,427,605</b>	<b>-</b>	<b>77,427,605</b>
<b>REVENUE:</b>			
<b>UNRESTRICTED (GENERAL PURPOSE)</b>			
Apportionment, Property Taxes and Enrollment Fees	324,343,248	-	324,343,248
Lottery Funds	6,693,050	43,740	6,736,790
Apprentice/Other General Purpose/Interfund Transfers	42,360,130	10,275,213	52,635,343
<b>TOTAL UNRESTRICTED (GENERAL PURPOSE)</b>	<b>373,396,428</b>	<b>10,318,953</b>	<b>383,715,381</b>
<b>RESTRICTED/SPECIAL PROGRAMS REVENUES</b>	<b>117,737,430</b>	<b>21,022,347</b>	<b>138,759,777</b>
<b>TOTAL REVENUE AND TRANSFERS</b>	<b>491,133,858</b>	<b>31,341,300</b>	<b>522,475,158</b>
<b>TOTAL REVENUE, TRANSFERS AND BEGINNING FUND BALANCE</b>	<b>\$ 568,561,463</b>	<b>\$ 31,341,300</b>	<b>\$ 599,902,763</b>
<b>APPROPRIATIONS:</b>			
Academic Salaries	\$ 168,224,477	\$ 3,476,814	\$ 171,701,291
Classified Salaries	100,588,306	4,207,204	104,795,510
Employee Benefits	113,788,903	1,651,080	115,439,983
Books, Supplies & Materials	37,140,213	2,582,324	39,722,537
Other Operating Expenses	85,741,391	14,376,795	100,118,186
Capital Outlay	4,854,826	1,641,622	6,496,448
Other Outgo	32,679,906	3,521,183	36,201,089
<b>TOTAL APPROPRIATIONS AND TRANSFERS</b>	<b>543,018,022</b>	<b>31,457,022</b>	<b>574,475,044</b>
<b>ENDING FUND BALANCE, JUNE 30</b>			
Uncommitted	18,612,927	-	18,612,927
Committed	4,336,900	-	4,336,900
Restricted	2,593,614	(115,722)	2,477,892
<b>TOTAL ENDING FUND BALANCE</b>	<b>25,543,441</b>	<b>(115,722)</b>	<b>25,427,719</b>
<b>TOTAL APPROPRIATIONS AND ENDING FUND BALANCE</b>	<b>\$ 568,561,463</b>	<b>\$ 31,341,300</b>	<b>\$ 599,902,763</b>

\* Maximum funded level (Z Budget)



**LOS RIOS COMMUNITY COLLEGE DISTRICT  
RESTRICTED/SPECIAL PROGRAMS REVENUES  
BUDGET REVISION # 1  
2020-2021**

	ADOPTED BUDGET 10/14/2020	BUDGET MODIFICATIONS	REVISED BUDGET 2/10/2021
<b>Restricted Revenue:</b>			
Student Parking Fees & Fines, Universal Transit Pass	\$ 2,627,000	\$ -	\$ 2,627,000
Health Services Fee	2,400,000	-	2,400,000
<b>Total Restricted Revenue</b>	<b>\$ 5,027,000</b>	<b>\$ -</b>	<b>\$ 5,027,000</b>
<b>Federal:</b>			
CARES Act Grant: Direct-to-Students	\$ 7,027,460	\$ -	\$ 7,027,460
CARES Act Grant: Institutional Portion	11,792,421	-	11,792,421
CARES Act Grants: Minority Serving Institutions	1,981,370	(982,625)	998,745
COVID-19 Response Block Grant (Federal Portion)	2,500,826	-	2,500,826
Perkins	2,889,048	160,494	3,049,542
TRIO Cluster	1,567,469	2,540,052	4,107,521
Northern California Community Colleges American Apprenticeship Initiative	1,147,831	-	1,147,831
Hispanic Serving Institutions	1,604,516	2,694,620	4,299,136
Federal Work Study (FWS)	1,934,309	-	1,934,309
Asian & Native American Pacific Islander-Serving Institutions Program	154,248	318,916	473,164
Temporary Assistance to Needy Families (TANF)	407,441	39,966	447,407
College to Career	250,000	-	250,000
Workability III - Department of Rehabilitation (DOR) Cooperative	211,464	-	211,464
State Trade & Export Promotion Project (STEP)	12,021	348,241	360,262
Open Textbook Pilot Program	33,527	100,090	133,617
Foster Care Program	122,582	-	122,582
Child Development Training Consortium (CDTC)	-	48,532	48,532
Other Federal	168,148	(168,148)	-
<b>Total Federal</b>	<b>\$ 33,804,681</b>	<b>\$ 5,100,138</b>	<b>\$ 38,904,819</b>
<b>State:</b>			
Extended Opportunity Programs and Services (EOPS)	\$ 4,541,107	\$ 31,762	\$ 4,572,869
Cooperative Agencies Resources for Education Programs (CARE)	749,985	(6,810)	743,175
Disabled Student Programs and Services (DSPS)	5,516,325	16,503	5,532,828
COVID-19 State Block Grant	3,069,796	-	3,069,796
CA Dreamer Grants	-	831,468	831,468
Student Success and Support Program (SSSP)	-	21,278	21,278
Student Equity & Achievement Program	20,138,828	4,464,154	24,602,982
Board of Governors Financial Assistance Program Admin Allowance (BFAP)	2,630,953	36,412	2,667,365
California Work Opportunity & Responsibility to Kids (CalWORKs)	3,116,812	21,395	3,138,207
Basic Skills Initiative (BSI)	697,655	-	697,655
Hunger Free Campus	340,803	-	340,803
Innovation & Effectiveness (IEPI)	308,966	42,329	351,295
Awards for Innovation in Higher Education	734,475	-	734,475
Guided Pathways	1,413,678	-	1,413,678
Mathematics, Engineering, Science Achievement (MESA)	-	113,161	113,161
EWD Statewide Centers of Excellence (CTXL) Hub	32,319	875,000	907,319
Career Technical Education (CTE) Grants	1,276,492	4,750,250	6,026,742
Foster and Kinship Care Education (FKCE)	1,183,564	119,803	1,303,367
Staff Diversity - Equal Employment Opportunity	-	50,594	50,594
Enrollment Growth Assoc Degree in Nursing II	530,162	54,137	584,299
Deputy Sector Navigator (DSN): Health	707,238	(285,108)	422,130
ICT/Digital Media Regional Director	-	295,108	295,108
Lottery (Restricted, Proposition 20)	2,441,833	-	2,441,833
State Instructional Equipment Funds (SIEF)	482,024	-	482,024
Inmate Education Pilot Program / Incarcerated Students Reentry	248,116	50,000	298,116

**LOS RIOS COMMUNITY COLLEGE DISTRICT  
RESTRICTED/SPECIAL PROGRAMS REVENUES  
BUDGET REVISION # 1  
2020-2021**

	ADOPTED BUDGET 10/14/2020	BUDGET MODIFICATIONS	REVISED BUDGET 2/10/2021
<b>State (Continued):</b>			
California Wellness Re-Emerging Scholar	157,017	-	157,017
Diversity in Engineering	-	26,291	26,291
California Prison Industry Authority - Culinary Arts	-	50,000	50,000
Middle College High School	-	10,553	10,553
Strong Workforce Program (SWP)	15,172,896	2,733,379	17,906,275
AB19 California College Promise	3,833,082	-	3,833,082
Student Case Management / Decreasing The Drop Rate	284,981	-	284,981
Projects in Common	60,000	606,771	666,771
Veterans Resource Center	914,337	-	914,337
Campus Safety at Community Colleges	-	78,232	78,232
Mental Health Support	196,020	500,000	696,020
Financial Aid - Technology	529,390	-	529,390
California Apprenticeship Initiative (CAI)	394,607	-	394,607
CAI New & Innovative Grant Program	523,291	-	523,291
CAI Agriculture & Rural Areas	299,559	-	299,559
CAI Mainframe & Cybersecurity Apprenticeship	1,000,000	-	1,000,000
STRS On-Behalf Payment	1,312,225	-	1,312,225
AB1840 Classified Prof Development	168,169	-	168,169
Youth Empowerment Strategies For Success - Independent Living Program (ILP)	-	22,500	22,500
Avenue E Scholarly Award	-	72,500	72,500
E-Games	-	11,880	11,880
Other State	397,778	(360,997)	36,781
<b>Total State</b>	<b>\$ 75,404,483</b>	<b>\$ 15,232,545</b>	<b>\$ 90,637,028</b>
<b>Local:</b>			
Training Source Contracts	\$ 1,908,009	\$ 78,755	\$ 1,986,764
Central Valley New Car Dealers Association (CVNCDA)	21,022	-	21,022
Ethics Symposium - CRC - Wagenlis	-	20,381	20,381
Sacramento Municipal Utilities District (SMUD)	-	2,098	2,098
Umoja Small Business Community Program, Student Leadership, Sakhu Learning Comm.	70,657	16,000	86,657
Mathematics, Engineering, Science Achieve (MESA)/Teichert LRCCD	-	275	275
Foundation Grants & Gifts	99,434	460,470	559,904
Nursing Grants Emergency Funds	17,292	-	17,292
Sutter Nursing Program	148,196	-	148,196
University of California Davis Programs	-	4,135	4,135
Center for International Trade Development (CITD) Program Income	32,481	1	32,482
Center of Excellence (COE) Program Income	142,874	-	142,874
Prepare Veterans for Employment	15,049	(15,049)	-
Statewide Academic Senate	-	90,027	90,027
ARC Instructionally Related Trust	558,193	(3,361)	554,832
SCC Scholarship and Loan	18,743	18,000	36,743
Dorothy Rupe Foundation	16,519	(2,519)	14,000
Sacramento Metropolitan Arts Commission (SMAC) Cultural Arts	-	-	-
College Futures Foundation	300,000	-	300,000
Veteran Student Emergency Fund	-	12,951	12,951
West Sacramento Promise Program	32,438	(32,438)	-
Wellness Program	7,718	-	7,718
POST Academy Instructor Certification Course (AICC) Training	-	48,085	48,085
Valley Vision	33,300	-	33,300
El Dorado County Veterans Support	4,298	-	4,298
Face to Face El Centro	40,088	(8,000)	32,088
Sacramento Sheriff Education Services	6,410	-	6,410
Other Local	28,545	(147)	28,398
<b>Total Local</b>	<b>\$ 3,501,266</b>	<b>\$ 689,664</b>	<b>\$ 4,190,930</b>
<b>TOTAL RESTRICTED REVENUE/SPECIAL PROGRAMS</b>	<b>\$ 117,737,430</b>	<b>\$ 21,022,347</b>	<b>\$ 138,759,777</b>

**LOS RIOS COMMUNITY COLLEGE DISTRICT**  
**INSTRUCTIONALLY-RELATED ACTIVITIES (Sub-Fund of the General Fund)**  
**BUDGET REVISION # 1**  
**2020-2021**

	ADOPTED BUDGET 10/14/2020	BUDGET MODIFICATIONS	REVISED BUDGET 2/10/2021
<b>BEGINNING FUND BALANCE, JULY 1</b>			
Uncommitted	\$ 4,358,851	\$ -	\$ 4,358,851
<b>TOTAL BEGINNING FUND BALANCE</b>	<b>4,358,851</b>	<b>-</b>	<b>4,358,851</b>
<b>REVENUE:</b>			
Local - Other	1,200,000	20,138	1,220,138
<b>TOTAL REVENUE</b>	<b>1,200,000</b>	<b>20,138</b>	<b>1,220,138</b>
<b>INTERFUND TRANSFERS:</b>			
General Fund	10,000	-	10,000
<b>TOTAL TRANSFERS</b>	<b>10,000</b>	<b>-</b>	<b>10,000</b>
<b>TOTAL REVENUE, TRANSFERS AND BEGINNING FUND BALANCE</b>	<b>\$ 5,568,851</b>	<b>\$ 20,138</b>	<b>\$ 5,588,989</b>
<b>APPROPRIATIONS:</b>			
Academic Salaries	\$ 1,100	\$ 1,025	\$ 2,125
Classified Salaries	110,000	76,324	186,324
Employee Benefits	5,000	1,843	6,843
Books, Supplies & Materials	150,000	3,347,878	3,497,878
Other Operating Expenses	375,707	815,221	1,190,928
Capital Outlay	-	112,185	112,185
Payments to Students	10,000	2,000	12,000
<b>TOTAL APPROPRIATIONS</b>	<b>651,807</b>	<b>4,356,476</b>	<b>5,008,283</b>
<b>INTERFUND TRANSFERS OUT:</b>			
General Fund	558,193	(3,361)	554,832
	<b>558,193</b>	<b>(3,361)</b>	<b>554,832</b>
<b>ENDING FUND BALANCE, JUNE 30</b>			
Uncommitted	4,358,851	(4,332,977)	25,874
<b>TOTAL ENDING FUND BALANCE</b>	<b>4,358,851</b>	<b>(4,332,977)</b>	<b>25,874</b>
<b>TOTAL APPROPRIATIONS, TRANSFERS AND ENDING FUND BALANCE</b>	<b>\$ 5,568,851</b>	<b>\$ 20,138</b>	<b>\$ 5,588,989</b>

**LOS RIOS COMMUNITY COLLEGE DISTRICT  
CAPITAL OUTLAY PROJECTS FUND  
BUDGET REVISION # 1  
2020-2021**

	<u>ADOPTED BUDGET 10/14/2020</u>	<u>BUDGET MODIFICATIONS</u>	<u>REVISED BUDGET 2/10/2021</u>
<b>BEGINNING FUND BALANCE, JULY 1</b>			
Uncommitted	\$ 13,300,000	\$ -	\$ 13,300,000
Committed Funds/Projects in Progress	116,736,283	-	116,736,283
<b>TOTAL BEGINNING FUND BALANCE</b>	<u>130,036,283</u>	<u>-</u>	<u>130,036,283</u>
<b>REVENUE:</b>			
State	109,643,852	-	109,643,852
Local	3,659,546	717,134	4,376,680
Interfund Transfers In	17,529,683	1,840,173	19,369,856
<b>TOTAL REVENUE AND TRANSFERS</b>	<u>130,833,081</u>	<u>2,557,307</u>	<u>133,390,388</u>
<b>TOTAL REVENUE, TRANSFERS AND BEGINNING FUND BALANCE</b>	<u><u>\$ 260,869,364</u></u>	<u><u>\$ 2,557,307</u></u>	<u><u>\$ 263,426,671</u></u>
<b>APPROPRIATIONS:</b>			
Supplies and Materials	\$ 456,661	\$ 105,579	\$ 562,240
Other Operating Expenses and Services	4,542,664	(220,847)	4,321,817
Capital Outlay	241,904,675	(6,405,225)	235,499,450
Interfund Transfers Out	665,364	9,077,800	9,743,164
<b>TOTAL APPROPRIATIONS/TRANSFERS</b>	<u>247,569,364</u>	<u>2,557,307</u>	<u>250,126,671</u>
<b>ENDING FUND BALANCE, JUNE 30</b>			
Uncommitted	13,300,000	-	13,300,000
<b>TOTAL ENDING FUND BALANCE</b>	<u>13,300,000</u>	<u>-</u>	<u>13,300,000</u>
<b>TOTAL APPROPRIATIONS AND ENDING FUND BALANCE</b>	<u><u>\$ 260,869,364</u></u>	<u><u>\$ 2,557,307</u></u>	<u><u>\$ 263,426,671</u></u>

**LOS RIOS COMMUNITY COLLEGE DISTRICT  
BOND PROJECTS FUND - MEASURE M  
BUDGET REVISION # 1  
2020-2021**

	<b>ADOPTED BUDGET 10/14/2020</b>	<b>BUDGET MODIFICATIONS</b>	<b>REVISED BUDGET 2/10/2021</b>
<b>BEGINNING FUND BALANCE, JULY 1</b>			
Committed	\$ 92,155,308	\$ -	\$ 92,155,308
<b>TOTAL BEGINNING FUND BALANCE</b>	<b>92,155,308</b>	<b>-</b>	<b>92,155,308</b>
<b>REVENUE:</b>			
Local - Interest Income	70,000	-	70,000
<b>TOTAL REVENUE</b>	<b>70,000</b>	<b>-</b>	<b>70,000</b>
<b>TOTAL REVENUE AND BEGINNING FUND BALANCE</b>	<b>\$ 92,225,308</b>	<b>\$ -</b>	<b>\$ 92,225,308</b>
<b>APPROPRIATIONS:</b>			
Bond Projects	\$ 92,210,308	\$ (25,000)	\$ 92,185,308
Bond Service Costs	15,000	25,000	40,000
<b>TOTAL APPROPRIATIONS/TRANSFERS</b>	<b>92,225,308</b>	<b>-</b>	<b>92,225,308</b>
<b>ENDING FUND BALANCE, JUNE 30</b>	<b>-</b>	<b>-</b>	<b>-</b>
<b>TOTAL APPROPRIATIONS AND ENDING FUND BALANCE</b>	<b>\$ 92,225,308</b>	<b>\$ -</b>	<b>\$ 92,225,308</b>

**LOS RIOS COMMUNITY COLLEGE DISTRICT  
SELF INSURANCE FUND  
BUDGET REVISION # 1  
2020-2021**

	<b>ADOPTED BUDGET 10/14/2020</b>	<b>BUDGET MODIFICATIONS</b>	<b>REVISED BUDGET 2/10/2021</b>
<b>BEGINNING FUND BALANCE, JULY 1</b>			
Committed	\$ -	\$ -	\$ -
<b>TOTAL BEGINNING FUND BALANCE</b>	<b>-</b>	<b>-</b>	<b>-</b>
<b>REVENUE:</b>			
Property, Liability, and Workers' Compensation	3,411,582	177,000	3,588,582
Dental Program	3,897,225	5,748	3,902,973
Interest Income	243,500	-	243,500
<b>TOTAL REVENUE</b>	<b>7,552,307</b>	<b>182,748</b>	<b>7,735,055</b>
<b>TOTAL REVENUE AND BEGINNING FUND BALANCE</b>	<b>\$ 7,552,307</b>	<b>\$ 182,748</b>	<b>\$ 7,735,055</b>
<b>APPROPRIATIONS:</b>			
Salaries and Employee Benefits	\$ 285,347	\$ -	\$ 285,347
Insurance Premiums	1,960,700	177,000	2,137,700
Self-Insurance Claims:			
Property, Liability, and Workers' Compensation	1,084,735	-	1,084,735
Dental Program	3,897,225	5,748	3,902,973
Administrative Costs	324,300	-	324,300
<b>TOTAL APPROPRIATIONS</b>	<b>7,552,307</b>	<b>182,748</b>	<b>7,735,055</b>
<b>ENDING FUND BALANCE, JUNE 30</b>			
Committed	-	-	-
<b>TOTAL ENDING FUND BALANCE</b>	<b>-</b>	<b>-</b>	<b>-</b>
<b>TOTAL APPROPRIATIONS AND ENDING FUND BALANCE</b>	<b>\$ 7,552,307</b>	<b>\$ 182,748</b>	<b>\$ 7,735,055</b>

**LOS RIOS COMMUNITY COLLEGE DISTRICT  
STUDENT FINANCIAL AID FUND  
BUDGET REVISION # 1  
2020-2021**

	<b>ADOPTED BUDGET 10/14/2020</b>	<b>BUDGET MODIFICATIONS</b>	<b>REVISED BUDGET 2/10/2021</b>
<b>BEGINNING FUND BALANCE, JULY 1</b>	\$ -	\$ -	\$ -
<b>REVENUE:</b>			
Federal:			
PELL	70,000,000	-	70,000,000
SEOG	2,531,266	-	2,531,266
DIRECT LOAN	18,500,000	-	18,500,000
Other	160,000	-	160,000
<b>Total Federal</b>	<b>91,191,266</b>	<b>-</b>	<b>91,191,266</b>
State	14,000,000	-	14,000,000
Interfund Transfers	3,492,883	986,981	4,479,864
<b>Total State and Interfund Transfers</b>	<b>17,492,883</b>	<b>986,981</b>	<b>18,479,864</b>
<b>TOTAL REVENUE AND BEGINNING FUND BALANCE</b>	<b>\$ 108,684,149</b>	<b>\$ 986,981</b>	<b>\$ 109,671,130</b>
<b>APPROPRIATIONS:</b>			
Student Financial Aid	\$ 108,525,945	\$ 986,981	\$ 109,512,926
Operating Expenses	158,204	-	158,204
<b>TOTAL APPROPRIATIONS</b>	<b>108,684,149</b>	<b>986,981</b>	<b>109,671,130</b>
<b>ENDING FUND BALANCE, JUNE 30</b>	-	-	-
<b>TOTAL APPROPRIATIONS AND ENDING FUND BALANCE</b>	<b>\$ 108,684,149</b>	<b>\$ 986,981</b>	<b>\$ 109,671,130</b>

**LOS RIOS COMMUNITY COLLEGE DISTRICT  
STUDENT ASSOCIATIONS TRUST FUND  
BUDGET REVISION # 1  
2020-2021**

	<b>ADOPTED BUDGET 10/14/2020</b>	<b>BUDGET MODIFICATIONS</b>	<b>REVISED BUDGET 2/10/2021</b>
<b>BEGINNING FUND BALANCE, JULY 1</b>			
Uncommitted	\$ 332,347	\$ -	\$ 332,347
Committed	576,603	-	576,603
<b>TOTAL BEGINNING FUND BALANCE</b>	<b>908,950</b>	<b>-</b>	<b>908,950</b>
<b>LOCAL REVENUE:</b>			
Student Card Sales	52,505	-	52,505
Student Representation Fees, net of waivers	100,800	-	100,800
Miscellaneous & Interest	10,400	-	10,400
<b>TOTAL REVENUE AND TRANSFERS</b>	<b>163,705</b>	<b>-</b>	<b>163,705</b>
<b>TOTAL REVENUE, TRANSFERS AND BEGINNING FUND BALANCE</b>	<b>\$ 1,072,655</b>	<b>\$ -</b>	<b>\$ 1,072,655</b>
<b>APPROPRIATIONS:</b>			
Books, Supplies & Materials	\$ 16,500	\$ 433,988	\$ 450,488
Other Operating Expenses	135,805	380,739	516,544
Scholarships/Awards	11,400	-	11,400
<b>TOTAL APPROPRIATIONS/TRANSFERS</b>	<b>163,705</b>	<b>814,727</b>	<b>978,432</b>
<b>ENDING FUND BALANCE, JUNE 30</b>			
Uncommitted	332,347	(301,003)	31,344
Committed	576,603	(513,724)	62,879
<b>TOTAL ENDING FUND BALANCE</b>	<b>908,950</b>	<b>(814,727)</b>	<b>94,223</b>
<b>TOTAL APPROPRIATIONS AND ENDING FUND BALANCE</b>	<b>\$ 1,072,655</b>	<b>\$ -</b>	<b>\$ 1,072,655</b>



**LOS RIOS COMMUNITY COLLEGE DISTRICT  
SCHOLARSHIP & LOAN TRUST FUND  
BUDGET REVISION # 1  
2020-2021**

	<b>ADOPTED BUDGET 10/14/2020</b>	<b>BUDGET MODIFICATIONS</b>	<b>REVISED BUDGET 2/10/2021</b>
<b>BEGINNING FUND BALANCE, JULY 1</b>			
Committed	\$ 1,541,154	\$ -	\$ 1,541,154
<b>TOTAL BEGINNING FUND BALANCE</b>	<b>1,541,154</b>	<b>-</b>	<b>1,541,154</b>
<b>REVENUE:</b>			
Interest Income	24,743	-	24,743
<b>TOTAL REVENUE AND TRANSFERS</b>	<b>24,743</b>	<b>-</b>	<b>24,743</b>
<b>TOTAL REVENUE, TRANSFERS AND BEGINNING FUND BALANCE</b>	<b>\$ 1,565,897</b>	<b>\$ -</b>	<b>\$ 1,565,897</b>
<b>APPROPRIATIONS:</b>			
Books, Supplies & Materials	\$ 1,000	\$ -	\$ 1,000
Scholarships	5,000	619,413	624,413
Interfund Transfers Out - General Fund	18,743	18,000	36,743
<b>TOTAL APPROPRIATIONS</b>	<b>24,743</b>	<b>637,413</b>	<b>662,156</b>
<b>ENDING FUND BALANCE, JUNE 30</b>			
Committed	1,541,154	(637,413)	903,741
<b>TOTAL ENDING FUND BALANCE</b>	<b>1,541,154</b>	<b>(637,413)</b>	<b>903,741</b>
<b>TOTAL APPROPRIATIONS AND ENDING FUND BALANCE</b>	<b>\$ 1,565,897</b>	<b>\$ -</b>	<b>\$ 1,565,897</b>



**LOS RIOS COMMUNITY COLLEGE DISTRICT  
LOS RIOS COLLEGES FOUNDATION  
BUDGET REVISION # 1  
2020-2021**

	<b>ADOPTED BUDGET 10/14/2020</b>	<b>BUDGET MODIFICATIONS</b>	<b>REVISED BUDGET 2/10/2021</b>
<b>BEGINNING FUND BALANCE, JULY 1</b>			
Uncommitted	\$ 2,100,026	\$ -	\$ 2,100,026
Committed	14,704,642	-	14,704,642
<b>TOTAL BEGINNING FUND BALANCE</b>	<b>16,804,668</b>	<b>-</b>	<b>16,804,668</b>
<b>REVENUE:</b>			
Donations	1,774,500	475,500	2,250,000
In-Kind Donations	235,000	-	235,000
Investment Income	860,000	-	860,000
<b>TOTAL REVENUE</b>	<b>2,869,500</b>	<b>475,500</b>	<b>3,345,000</b>
<b>TOTAL REVENUE AND BEGINNING FUND BALANCE</b>	<b>\$ 19,674,168</b>	<b>\$ 475,500</b>	<b>\$ 20,149,668</b>
<b>APPROPRIATIONS:</b>			
Auxiliary Activities	\$ 8,825,000	\$ 123,000	\$ 8,948,000
In-Kind Contributions	235,000	-	235,000
<b>TOTAL APPROPRIATIONS</b>	<b>9,060,000</b>	<b>123,000</b>	<b>9,183,000</b>
<b>ENDING FUND BALANCE, JUNE 30</b>			
Uncommitted	1,629,351	(170,225)	1,459,126
Committed	8,984,817	522,725	9,507,542
<b>TOTAL ENDING FUND BALANCE</b>	<b>10,614,168</b>	<b>352,500</b>	<b>10,966,668</b>
<b>TOTAL APPROPRIATIONS AND ENDING FUND BALANCE</b>	<b>\$ 19,674,168</b>	<b>\$ 475,500</b>	<b>\$ 20,149,668</b>

# LOS RIOS COMMUNITY COLLEGE DISTRICT

PRESENTED TO BOARD OF TRUSTEES

DATE: February 10, 2021

<b>SUBJECT:</b>	Ratify: Grants and Contracts Awarded	ATTACHMENT: None	
		ENCLOSURE: None	
<b>AGENDA ITEM:</b>	Consent Item F	TYPE OF BOARD CONSIDERATION:	
<b>RECOMMENDED BY:</b>	 Brian King, Chancellor	CONSENT/ROUTINE	X
		FIRST READING	
<b>APPROVED FOR CONSIDERATION:</b>	 Brian King, Chancellor	ACTION	
		INFORMATION	

**BACKGROUND:**

Pursuant to Board Policy 8315, executed agreements for the following grant and/or contract awards are hereby presented for approval and/or ratification.

Title, Description, Term, Project Administrator	College/Unit	Amount	Source
Refugee Career Pathways Program <ul style="list-style-type: none"> <li>• Funding will support a program to prepare refugee and Special Immigrant Visa students for entry into career pathways programs in priority sectors that align with the prior skill and experience of the target population.</li> <li>• 10/1/2020 – 12/31/2022</li> <li>• Administrator: Tarence Powell, Interim AVC, Instruction.</li> </ul>	DO	\$5,000,000	CCCCO
UC Davis Avenue B Project <ul style="list-style-type: none"> <li>• Funding for a program to increase the number of educationally disadvantaged students who will participate in the transfer pathway admission process at UC Davis.</li> <li>• 11/1/2020 – 6/30/2024</li> <li>• Administrator: Andrea Gaytan, Dean, Davis Center.</li> </ul>	SCC	\$115,000	UD Davis & Genentech
Title V Developing Hispanic Serving Institutions <ul style="list-style-type: none"> <li>• Funding will be used to strengthen institutional programs, facilities, and services to expand the educational opportunities for Hispanic American and other underrepresented populations.</li> <li>• 10/1/2020 – 09/30/2025</li> <li>• Administrator: Robert Montanez, Vice President, Instruction and Student Learning.</li> </ul>	CRC	\$2,081,571	U.S. Dept. of Education

**RECOMMENDATION:**

It is recommended that the Board of Trustees ratify and/or approve the grant and contract awards listed herein, pursuant to Board Policy 8315.

# LOS RIOS COMMUNITY COLLEGE DISTRICT

PRESENTED TO BOARD OF TRUSTEES

DATE: February 10, 2021

<b>SUBJECT:</b>	Ratify: Affiliation and Other Agreements	ATTACHMENT: None	
		ENCLOSURE: None	
<b>AGENDA ITEM:</b>	Consent Item G	TYPE OF BOARD CONSIDERATION:	
<b>RECOMMENDED BY:</b>	<i>Upr</i> Mario Rodriguez, Vice Chancellor Finance and Administration	CONSENT/ROUTINE	X
		FIRST READING	
<b>APPROVED FOR CONSIDERATION:</b>	<i>Brian King</i> Brian King, Chancellor	ACTION	
		INFORMATION	

**BACKGROUND:**

Pursuant to Education Code section 81655, and Board Policy 8315, all agreements to which the District is party must be approved by or ratified by the Board of Trustees. Where agreements are not authorized or ratified by other means, this Board item is used to ensure compliance with this obligation.

**STATUS:**

Pursuant to Board Policy 8315, the agreements listed below are hereby presented for approval/ratification.

**ALLIED HEALTH AGREEMENTS FOR CLINICAL PLACEMENTS/ INTERNSHIP AGREEMENTS**

Listed below are Allied Health Agreements for clinical placements and Internships for Los Rios students. Pursuant to the agreements, the District is obligated to cooperate and provide educational services. The agreements do not require payment or receipt of funds.

Agency	Clinical Program	Campus	Contract Date	Term
FREED Center for Independent Living	CHW <sup>1</sup>	SCC	11/18/20	Evergreen
Oroville Hospital	Various Programs	ALL	01/01/21	EXP: 01/01/23
Chicks for Crisis	Nursing	SCC	01/19/21	Evergreen
Sierra Vista Hospital	HIT <sup>2</sup>	CRC	01/24/21	EXP: 01/24/24

<sup>1</sup> CHW: Community Health Worker

<sup>2</sup> HIT: Health Information Technology

**RECOMMENDATION:**

It is recommended that the Board of Trustees ratify and/or approve the agreements identified.

# LOS RIOS COMMUNITY COLLEGE DISTRICT

PRESENTED TO BOARD OF TRUSTEES

DATE: February 10, 2021

<b>SUBJECT:</b>	Ratify: Bid Transactions	ATTACHMENT: None	
		ENCLOSURE: None	
<b>AGENDA ITEM:</b>	Consent Item H	TYPE OF BOARD CONSIDERATION:	
<b>RECOMMENDED BY:</b>	Mario Rodriguez, Vice Chancellor Finance and Administration	CONSENT/ROUTINE	X
		FIRST READING	
<b>APPROVED FOR CONSIDERATION:</b>	Brian King, Chancellor	ACTION	
		INFORMATION	

**BACKGROUND:**

Pursuant to Board Policy 8315 the bid transactions herein listed are presented for approval and/or ratification.

CHANGE ORDERS				
Bid No	Change Amount	Change Number	Vendor	New Contract Total
18027	\$9,423	11	Flint Builders Inc.	\$33,382,653

BID AWARDS					
Bid No	Description	No of Responses	Award Date	Successful Vendor	Total Contract
C20017R	Lusk Women's Restroom ADA Upgrades Rebid	3 – See below	1/6/2021	Triamid Construction	\$88,181

Contractor Name	Base Bid	Total Bid
Triamid Construction	\$88,181.00	\$88,181.00
RBH Construction, Inc.	\$90,173.00	\$90,173.00
TNT Industrial Contractors Inc	\$93,910.00	\$93,910.00

**RECOMMENDATION:**

It is recommended that the Board of Trustees ratify and/or approve the bid transactions as herein listed.

# LOS RIOS COMMUNITY COLLEGE DISTRICT

**PRESENTED TO BOARD OF TRUSTEES**

**DATE:** February 10, 2021

<b>SUBJECT:</b>	Purchase Orders, Warrants, Checks and Electronic Transfers	ATTACHMENT: Yes	
		ENCLOSURE: None	
<b>AGENDA ITEM:</b>	Consent Item I	TYPE OF BOARD CONSIDERATION:	
<b>RECOMMENDED BY:</b>	<div style="text-align: right;"><i>Ugr</i></div> Mario Rodriguez, Vice Chancellor Finance and Administration	CONSENT/ROUTINE	X
		FIRST READING	
<b>APPROVED FOR CONSIDERATION:</b>	<div style="text-align: right;"><i>Brian King</i></div> Brian King, Chancellor	ACTION	
		INFORMATION	

**BACKGROUND:**

A listing of purchase orders, warrants, checks and wires issued during the period of December 16, 2020 through January 15, 2021 is on file in the District Business Services Office for review.

**RECOMMENDATION:**



It is recommended that the Board of Trustees approve the numbered purchase orders, warrants, checks and electronic transfers that are reflected on the attached schedule.

<b>PURCHASE ORDERS</b>		
General Fund	0001113988-0001114194 B210544-B210548	\$ 2,641,353.60
Capital Outlay Fund	0003018726-0003018753	
Child Development Fund	-	
Self-Insurance Fund	0009000460-0009000461	
<b>WARRANTS</b>		
General Fund	807434-808427	\$ 9,558,893.65
General Fund-ARC Instructional Related	010903-010925	
General Fund-CRC Instructional Related	023908-029341	
General Fund-FLC Instructional Related	031727-031736	
General Fund-SCC Instructional Related	048413-048423	
Capital Outlay Fund	835034-835078	
Student Financial Aid Fund	900746-900751	
Child Development Fund	954882-954883	
Self-Insurance Fund	976644-976649	
ODSFD	-	
Payroll Warrants	486089-486618	\$ 7,939,211.66
Payroll Vendor Warrants	67961-68069	
December Leave Process	486619-487612	
<b>CHECKS</b>		
Financial Aid Disbursements (E-trans)	-	\$ 4,397,004.17
Clearing Checks	-	\$ -
Parking Checks	-	\$ -
Bookstore Fund – ARC	-	\$ 79,191.45
Bookstore Fund – CRC	029132-029132	
Bookstore Fund – FLC	010908-010911	
Bookstore Fund – SCC	051848-051848	
Student Clubs Agency Fund – ARC	6207-6217	\$ 42,400.00
Student Clubs Agency Fund – CRC	5500-5509	
Student Clubs Agency Fund – FLC	2925-2928	
Student Clubs Agency Fund – SCC	4550-4552	
Foundation – ARC	6855-6889	\$ 73,755.55
Foundation – CRC	2932-2936	
Foundation – FLC	2041-2054	
Foundation – SCC	5638-5644	
Foundation – DO	1211-1211	
Associated Students Trust Fund – ARC	-	\$ -
Associated Students Trust Fund – CRC	-	
Associated Students Trust Fund – FLC	-	
Associated Students Trust Fund – SCC	-	
Regional Performing Arts Center Fund	USI Check System: 8208-8217	\$ 29,053.70
<b>ELECTRONIC TRANSFERS</b>		
Board of Equalization	-	\$ 2,388.00
PARS	-	\$ 15,693.18
Vendors	-	\$ -
International Wire	-	\$ -
Backup Withholding	-	\$ -
Retiree Health Trust	-	\$ -
Self-Insurance	-	\$ 65,818.04
Bookstore	-	\$ -
Payroll Direct Deposit Advices	1080451-1084726	\$ 13,128,500.20
Other Payroll Transactions	-	\$ 3,448.00
Foundation Scholarships	-	\$ -
ACH Transaction	-	\$ -
CARES Act	-	\$ 2,869,700.00
Regional Transit (RT) Payment	-	\$ -

# LOS RIOS COMMUNITY COLLEGE DISTRICT

PRESENTED TO BOARD OF TRUSTEES

DATE: February 10, 2021

<b>SUBJECT:</b>	Human Resources Transactions	ATTACHMENT: Yes	
		ENCLOSURE: None	
<b>AGENDA ITEM:</b>	Consent Item J	TYPE OF BOARD CONSIDERATION:	
<b>RECOMMENDED BY:</b>	 Jamey Nye, Deputy Chancellor	CONSENT/ROUTINE	X
		FIRST READING	
<b>APPROVED FOR CONSIDERATION:</b>	 Brian King, Chancellor	ACTION	
		INFORMATION	

**RECOMMENDATION:**

It is recommended that the Board of Trustees approve the Human Resources transactions on the attached pages.



## MANAGEMENT

**APPOINTMENT(S) TO CATEGORICALLY FUNDED POSITION(S)**

<u>Name</u>	<u>Subject/Position</u>	<u>Effective Date(s)</u>
<u>Cosumnes River College</u>		
Rollins, Tyler R. (Ph.D., University of Colorado)	Director (VI) of Academic and Student Support Projects	01/16/20 – 01/16/22 (Revision)
Stewart, Ethny (Ph.D., University of California, Santa Barbara)	Project Director (X) for TRIO Student Support Services – Step 2	03/01/21 – 08/31/21
<u>Ethan Way</u>		
Benzing, Ebony J. (M.P.A., University of Southern California)	Director (VIII) of the Center of Excellence for Labor Market Research	02/14/19 – 12/31/21 (Revision)

**APPOINTMENT(S) TO TEMPORARY POSITION(S)**

<u>Name</u>	<u>Subject/Position</u>	<u>Effective Date(s)</u>
<u>American River College</u>		
Beckhorn, Nisha B. (M.S., California State University, Sacramento)	Interim Dean of Student Services, Counseling and Transfer Services	03/16/20 – 06/30/21 (Revision)
Booth, Derrick W. (Ph.D., University of Washington)	Interim Associate Vice President, Workforce Development	12/19/19 – 06/30/21 (Revision)
Sullivan-Torrez, Kathleen E. (M.Ed., Azusa Pacific University)	Interim Dean, Kinesiology & Athletics	02/03/20 – 07/01/21 (Revision)
<u>Cosumnes River Collge</u>		
Amini, Banafsheh M. (M.A., University of California, Davis)	Interim Dean of Science, Math & Engineering	06/08/20 – 12/31/21 (Revision)
<u>District Office</u>		
Snowden, Robert L. (Ed.D., University of San Francisco)	Interim Vice President of Educational Services and Student Success	01/11/21 – 05/31/21

MANAGEMENT

<b>RESIGNATION(S)</b>
-----------------------

<u>Name</u>	<u>Subject/Position</u>	<u>Effective Date(s)</u>
	<u>American River College</u>	
Gustafson, Bryon G.	Dean of McClellan / Sacramento Regional Public Safety Training Center	02/01/21
	<u>District Office</u>	
Day, Michael R.	Information Technology Director (I) of Production and Technical Services	01/30/21

<b>RETIREMENT(S)</b>
----------------------

<u>Name</u>	<u>Subject/Position</u>	<u>Effective Date(s)</u>
	<u>American River College</u>	
Roy, Rina B. (After 29+ years of regular service)	Dean of Science and Engineering	08/01/21
	<u>Sacramento City College</u>	
McReynolds, Virginia R. (After 34+ years of regular service)	Associate Vice President of Instruction	07/03/21

<b>INTERJURISDICTIONAL EXCHANGE (per Government Code Section 19050.8)</b>
---

<u>Name</u>	<u>Position</u>	<u>Effective Dates(s)</u>
	<u>Cosumnes River College</u>	
Williams, Latonya M.	Foundation for California Community Colleges From Dean of Humanities and Social Science	02/01/21 – 01/31/22

## FACULTY

**APPOINTMENT(S) TO TEMPORARY POSITION(S)**

<u>Name</u>	<u>Subject/Position</u>	<u>Effective Date(s)</u>
<u>Cosumnes River College</u>		
Fuller, Serena M. (Ph.D., University of California, Davis)	Nutritional Sciences/Dietetics Assistant Professor, L.T.T.	01/14/21 – 05/19/21
<u>Folsom Lake College</u>		
Morris, Jennifer K. (M.E., Grand Canyon University)	Early Childhood Education Assistant Professor, L.T.T.	01/14/21 – 05/19/21
<u>Sacramento City College</u>		
Chavez-Hernandez, Rosana (M.S., California State University, Sacramento)	Extended Opportunity Programs and Services (EOPS) Coordinator, L.T.T.	01/04/21 – 06/30/21

**LEAVE(S) OF ABSENCE**

<u>Name</u>	<u>Subject/Position</u>	<u>Type</u>	<u>Effective Date(s)</u>
<u>American River College</u>			
Beccarelli, Lori M.L.	Nutrition Assistant Professor	Maternity	02/14/21 – 03/27/21
Pries, Shannon	English Professor	Personal (30%)	01/14/21 – 05/19/21
VanRegenmorter, Merlyn J.	Music Professor	Type C	08/19/21 – 05/18/22
<u>Folsom Lake College</u>			
Chiang-Yamada, Michelle	Mathematics Professor	Medical	01/14/21 – 05/19/21
<u>Sacramento City College</u>			
Christian, Jeffery J.	Nursing Professor	Medical	01/18/21 – 12/16/21

## FACULTY

**REASSIGNMENT(S) / TRANSFER(S)**

<u>Name</u>	<u>Subject/Position</u>	<u>Effective Date(s)</u>
	<u>American River College</u>	
Mroczka, Hilary	Technical Services Librarian From Public Services Librarian	01/14/21
Moore, Christopher E.	Apprenticeship Faculty Coordinator From Automotive Technology Professor	07/01/20
Sjolund, Joe P.	Disabled Students Programs & Services Coordinator (75%) / Counselor (25%) Counselor	03/18/20

**RETIREMENT(S)**

<u>Name</u>	<u>Subject/Position</u>	<u>Effective Date(s)</u>
	<u>American River College</u>	
Atwater, Keith L. (After 19 years of regular service)	Humanities Professor	05/20/21
Bethel, Paul B. (After 18+ years of regular service)	History Professor	05/20/21
Hamre, Susan M. (After 12 years of regular service)	Music Professor	05/20/21
Holden, Dennis J. (After 30 years of regular service)	Philosophy Professor	05/20/21
	<u>Folsom Lake College</u>	
Foster, Ted (After 23+ years of regular service)	Chemistry Professor	05/20/21
	<u>Sacramento City College</u>	
Cervin, Richard S. (After 20 years of regular service)	English as a Second Language (ESL) Professor	05/20/21
Haag, Janis L. (After 28 years of regular service)	Journalism / English Professor	05/20/21
Iredale, Michael J. (After 7 years of regular service)	Nursing (RN/LVN) Professor	05/20/21

FACULTY

---

<b>RETIREMENT(S) - CONTINUED</b>
----------------------------------

<u>Name</u>	<u>Subject/Position</u>	<u>Effective Date(s)</u>
	<u>Sacramento City College</u>	
James, Stephen C. (After 20 years of regular service)	Biology Professor	05/20/21

**TEMPORARY, PART-TIME EMPLOYEES Fall 2020  
American River College**

<u>Name</u>	<u>Subject</u>	<u>FTE</u>
Nevarez, Jesus B.	Counselor	16 %
Pryde, Marvin E.	Registered Nursing	25 %
Ruckels, Melynda S.	Registered Nursing	3 %

**TEMPORARY, PART-TIME EMPLOYEES Fall 2020  
Cosumnes River College**

<u>Name</u>	<u>Subject</u>	<u>FTE</u>
Melo, Aselia V.	Counselor	3 %

**TEMPORARY, PART-TIME EMPLOYEES Fall 2020  
Folsom Lake College**

<u>Name</u>	<u>Subject</u>	<u>FTE</u>
Sherrell-Davis, Elizabeth A.	Business and Commerce, General	20 %

**TEMPORARY, PART-TIME EMPLOYEES Fall 2020  
Sacramento City College**

<u>Name</u>	<u>Subject</u>	<u>FTE</u>
Mahmood, Iqbal	English	40 %

**REGULAR EMPLOYEES - OVERLOAD ASSIGNMENTS Fall 2020  
American River College**

<u>Name</u>	<u>Subject</u>	<u>FTE</u>
Harris, Marianne	Library Science, General	7 %
Nelson, Jessica B.	Counselor	40 %

**REGULAR EMPLOYEES - OVERLOAD ASSIGNMENTS Fall 2020  
Cosumnes River College**

<u>Name</u>	<u>Subject</u>	<u>FTE</u>
Edman, Jeanne L.	Psychology, General	20 %
Mathis, Jaqueline S.	Coordinator	5 %
Wheeler Abeyta, Sandra P.	Speech Communication	20 %

**REGULAR EMPLOYEES - OVERLOAD ASSIGNMENTS Fall 2020  
Folsom Lake College**

<u>Name</u>	<u>Subject</u>	<u>FTE</u>
Tran, Kieuchinh T.	Accounting	47 %
** (A2) Wada, Eric B.	Botany, General	32 %

**REGULAR EMPLOYEES - OVERLOAD ASSIGNMENTS Fall 2020  
Sacramento City College**

<u>Name</u>	<u>Subject</u>	<u>FTE</u>
Lopez, Antonio J.	Librarian	20 %
Piedra, Erica A.	Spanish	53 %

FTE appearing as 0% for the current or upcoming semester is pending determination of assignment / load. FTE in previous semesters will appear as 1% for assignments between 0% and 1%. \* = New Employee \*\* = Returning Employee  
Employees hired under equivalency criteria pursuant to Ed. Code Section 87359, Title V, Section 53430(a), and Board Policy 5123 will be identified as follows: A1;A3;A4;B1;B2;B3;B4=Experience / Education | A2 = Education | A5;B5 = Experience

**TEMPORARY, PART-TIME EMPLOYEES Spring 2021**  
**American River College**

<u>Name</u>	<u>Subject</u>	<u>FTE</u>
Adams, Grant C.	Spanish	53 %
** (A1) Adams, Jane P.	Counselor	48 %
** (A1) Adams, Jane P.	Counselor	10 %
Afshar, Zoha	Fashion Merchandising	15 %
Aghabeigi, Farah	Accounting	20 %
Aguilar, Joshua M.	Drafting Technology	33 %
Aguilar, Susan L.	Classics-Humanities	20 %
Akawi, Robin	Psychology, General	60 %
Albrecht, Christian	Administration of Justice	1 %
Alexander, Helen M.	Librarian	9 %
Alexander, Jerome V.	Computer Programming	13 %
Alkhayyat, Hanadi	Physical Education	15 %
Alsarraji, Jian	Counselor	60 %
Anaya, Dan A.	Computer Programming	55 %
Anderegg, Kristen M.	Counselor	1 %
Andersen, Alicia S.	Speech Communication	20 %
Andersen, James A.	Emergency Medical Services	20 %
Arana, Juliya N.	ESL Integrated	23 %
Araujo, Frank P.	Anthropology	60 %
Arcure, Amber I.	Registered Nursing	61 %
Ayala, Danielle N.	ESL Reading	27 %
Ayers, Harold R.	Administration of Justice	1 %
Badea-Mic, Mihaela C.	Physiology (Includes Anatomy)	36 %
Barela, Jesus A.	Painting & Drawing	28 %
Barr III, Thomas C.	Landscape Design & Maintenance	20 %
Bastian, Gregory A.	Business Administration	20 %
Bastian, Gregory A.	Real Estate	20 %
Beckum, LaQuisha	Coordinator	55 %
** (A5) Belton, Linda V.	Physical Education	18 %
Bertinuson, Joy A.	Painting & Drawing	57 %
Beuttel, Michelle	Reading	60 %
Bhattar, Raja G.	Coordinator	60 %
** (B5) Bibb, Akbar M.	Administration of Justice	1 %
Bickel, David T.	Administration of Justice	1 %
Blackthorne, Henry N.	English	33 %
Blurette, Chad J.	Administration of Justice	1 %
Bohanec, Cogen	Classics-Humanities	20 %
Bohanec, Cogen	Religious Studies	20 %
Boroughs, Terry J.	Geology	40 %
Bowden, Ellen	Anthropology	56 %
** (A2) Bowles, Christy M.	Natural Resources	36 %
Boyer, Alba M.	Italian	53 %
** (B4) Bradshaw, Don A.	Administration of Justice	1 %
Bright, Lisa N.	Anthropology	52 %
Britton, Rebecca L.	Political Science	40 %
Brown, Orie A.	Administration of Justice	1 %
Brunkala, Joel T.	English	60 %
Brynelson, Julia D.	Paralegal	60 %
Buchanan-Cello, Shelly A.	Library Science, General	20 %
Buckner, Mallory R.	Counselor	11 %
** (B5) Bueno III, Jose	Welding Technology	7 %
Burke-Polana, Sharon R.	Drafting Technology	30 %
Burns, Julie C.	Administration of Justice	1 %

FTE appearing as 0% for the current or upcoming semester is pending determination of assignment / load. FTE in previous semesters will appear as 1% for assignments between 0% and 1%. \* = New Employee \*\* = Returning Employee

Employees hired under equivalency criteria pursuant to Ed. Code Section 87359, Title V, Section 53430(a), and Board Policy 5123 will be identified as follows: A1;A3;A4;B1;B2;B3;B4=Experience / Education | A2 = Education | A5;B5 = Experience

**TEMPORARY, PART-TIME EMPLOYEES Spring 2021**  
**American River College**

<u>Name</u>	<u>Subject</u>	<u>FTE</u>
Byrd, Steven D.	Welding Technology	28 %
Bystrom, Helen C.	Reading	7 %
Cabral, Colette H.	Sign Language	53 %
Campas, Steven	Administration of Justice	1 %
Campbell, Morgan T.	Chemistry, General	59 %
Cano Chavez, Veronica	Counselor	21 %
Cano Chavez, Veronica	Counselor	37 %
Carlson, Don L.	Advertising	20 %
Carlson, Don L.	Sales and Salesmanship	20 %
Carney, Diane	Biology, General	36 %
Carney, Diane	Study Skills	8 %
Carr, Jennifer A.	Paralegal	20 %
Carr, Lisa A.	Child Development/Early Care and Educatio	20 %
Carr, Lisa A.	Child Development Administration and Mana	13 %
Carr, Lisa A.	Infants and Toddlers	20 %
** (A1) Carter, Kathy A.	Child Development/Early Care and Educatio	20 %
Casillas, Griselda	Counselor	11 %
Castillo, Scott N.	Administration of Justice	1 %
Caybut, Avis C.	Coordinator	1 %
Chavez, Lauren S.	Anthropology	36 %
Cherney, David M.	Physics, General	20 %
Chicoine, Kari J.	Drafting Technology	50 %
Chinte, David S.	ESL Writing	20 %
Chinte, David S.	ESL Speaking/Listening	20 %
Chung, Jackson	Mathematics, General	33 %
Clark, Evan A.	Speech Communication	40 %
Clark, Terri A.	Librarian	13 %
Clement Moore, Tamica L.	Gerontology	20 %
Cochrane, Arlene R.	Accounting	27 %
Colby, Shannon R.	Psychology, General	60 %
Coleman, Elizabeth K.	Speech Communication	60 %
Collom, Alyson D.	Other Humanities	60 %
Conant, Jessica L.	Academic Guidance	20 %
** (A2) Connors, Valerie S.	English	20 %
Constante, David A.	Psychology, General	40 %
Cornish, Rima T.	Sign Language	20 %
Corwin, Charles H.	Chemistry, General	43 %
Cotton, Gary D.	Software Applications	47 %
Currea, Ana Maria S.	Spanish	53 %
Currea, Ana Maria S.	Reading	10 %
Currier, Daniel E.	Mortuary Science	35 %
Cylinder, Paul D.	Natural Resources	36 %
Daniels, Joyce Anne	Child Development/Early Care and Educatio	20 %
Davalle, Nathan A.	Administration of Justice	1 %
Davis, Danielle R.	History	20 %
** (B5) Davis, Donald A.	Administration of Justice	1 %
Davis, Sarah N.	Librarian	30 %
Davis, William E.	Biology, General	20 %
Dayton, Catherine M.	ESL Speaking/Listening	20 %
DeCecco, Chalmer A.	Administration of Justice	1 %
DeLeon, Daniel W.	Administration of Justice	1 %
Delgadillo, Marisol	Anthropology	56 %
Delnero, Christina M.	Counselor	5 %

FTE appearing as 0% for the current or upcoming semester is pending determination of assignment / load. FTE in previous semesters will appear as 1% for assignments between 0% and 1%. \* = New Employee \*\* = Returning Employee

Employees hired under equivalency criteria pursuant to Ed. Code Section 87359, Title V, Section 53430(a), and Board Policy 5123 will be identified as follows: A1;A3;A4;B1;B2;B3;B4=Experience / Education | A2 = Education | A5;B5 = Experience



TEMPORARY, PART-TIME EMPLOYEES Spring 2021  
American River College

<u>Name</u>	<u>Subject</u>	<u>FTE</u>
Delnero,Christina M.	Counselor	33 %
Denman,David S.	Philosophy	40 %
DeSouza,Kara D.	Psychology, General	60 %
Deterding,Teresa M.	Administration of Justice	1 %
Dillon,Roger G.	Administration of Justice	1 %
Dolce,Thomas F.	Computer Programming	20 %
Dorris,Tamara L.	Real Estate	60 %
Drobot,Mikhail	Diesel Technology	53 %
Duffey,Brendan C.	Commercial Music	57 %
Dunmore,Steven E.	Intercollegiate Athletics	49 %
Duran,James J.	Mathematics, General	27 %
Durden,Michelle L.	Sociology	40 %
Duval,Beverly K.	Librarian	37 %
Earles,Michael A	Biomedical Instrumentation	35 %
Eberhardt,Claire E.	History	40 %
Eckley,Terri L.	Psychology, General	40 %
Econome,Jennie G.	Academic Guidance	40 %
Econome,Jennie G.	Counselor	1 %
Econome,Jennie G.	Counselor	5 %
Egunnike,Adedeji B.	Accounting	20 %
** (B5) Elledge,Clayton E.	Emergency Medical Services	10 %
Engstrom,Karina H.	Biology, General	40 %
Ensch,Elena G.	Russian	53 %
Esque,Melanie E.	Administration of Justice	1 %
Evans,David N.	ESL Writing	40 %
Fagiolo,Catherine E.	Music	16 %
Farias,Imelda	Counselor	60 %
Feely,Abigail B.	History	20 %
Fernandez,Joyce M.	Counselor	17 %
Fierro,Laura D.	Librarian	10 %
Finnerty,Kevin C.	Administration of Justice	1 %
Fix,Andrew W.	Philosophy	40 %
Fleshman,Dane R.	Mathematics, General	20 %
Flynn,Lorraine M.	English	47 %
Foley,Morgan	Administration of Justice	1 %
Forehand,James R.	Mathematics, General	20 %
Fortunato,Monique	Anthropology	20 %
Frederick,Casey F.	Landscape Design & Maintenance	59 %
Freeman,Grace	ESL Writing	40 %
Fukui,Katherine	ESL Speaking/Listening	27 %
Gable,Monica L.	Paralegal	60 %
Galarza,Ivette	Spanish	53 %
Gale,Deborah N.	Mathematics, General	33 %
Gallagher,Grace A.	Paralegal	20 %
Gallon,Cheryl A.	Sign Language Interpreting	28 %
Galvan,Joseph	Administration of Justice	1 %
Garasanin,Olivera	History	40 %
Garcia,Louie G.	Electrical	31 %
Garcia,Monica R.	Spanish	53 %
Garcia-Keegan,Bernard J.A.M	Speech Communication	40 %
Gardner,Christopher S	Natural Resources	33 %
Garfield,Elizabeth T.	Physiology (Includes Anatomy)	52 %
Garg,Purwa	Fashion	20 %
Garg,Purwa	Fashion Merchandising	13 %

FTE appearing as 0% for the current or upcoming semester is pending determination of assignment / load. FTE in previous semesters will appear as 1% for assignments between 0% and 1%. \* = New Employee \*\* = Returning Employee

Employees hired under equivalency criteria pursuant to Ed. Code Section 87359, Title V, Section 53430(a), and Board Policy 5123 will be identified as follows: A1;A3;A4;B1;B2;B3;B4=Experience / Education | A2 = Education | A5;B5 = Experience

TEMPORARY, PART-TIME EMPLOYEES Spring 2021  
American River College

<u>Name</u>	<u>Subject</u>	<u>FTE</u>
Gaynor,Carolyn R.	Administration of Justice	1 %
Gebo,Rebecca A.	Health Education	40 %
Gelotte,Danielle	Counselor	32 %
Gerhart,Karen L.	Biology, General	36 %
Gerhart,Karen L.	Study Skills	8 %
Gerlis,Rachel A.	Sign Language	53 %
Ghosh,Rupa	Reading	33 %
Glenn,Daniel J.	ESL Writing	40 %
Glenn,Daniel J.	ESL Speaking/Listening	20 %
Glickman,James A.	Real Estate	23 %
Glynn,Harley A.	Commercial Music	20 %
Goldbar,Christine A.	English	47 %
Goldberg,Stephen E.	Paralegal	13 %
Gordon,Leland C	Speech Communication	60 %
Gorsuch,Susan C.	Administration of Justice	1 %
Gottke,Darren J.	Chemistry, General	59 %
** (A5) Grasso,Matthew A.	Music	3 %
Griffin,Madison S.	ESL Speaking/Listening	40 %
Gruber,Corey M.	Reading	20 %
Guadalupe,Krishna L.	Sociology	40 %
Guerin,Jeanne G.	English	20 %
Gutierrez,Julio S.	Automotive Technology	24 %
Gutowksy,Edward A.	English	13 %
Ha,Annette A.	English	37 %
Hake,Patricia L.	English	33 %
Hall,Neda Nicole	Child Development/Early Care and Educatio	40 %
Hamkar,Behzad	History	40 %
Harlan,Michael J.	Classics-Humanities	20 %
Hartman,Galen L	Automotive Collision Repair	62 %
Harvey,David B.	Administration of Justice	1 %
Havener,Mark A	Computer Software Development	27 %
Hawe,Larry E.	Automotive Technology	24 %
** (A5) Hayes,David V.	Administration of Justice	1 %
Heisinger,Kurt D.	Business and Commerce, General	40 %
Hellesen,Richard S.	Dramatic Arts	20 %
Helms,Shelby C.	Sign Language Interpreting	13 %
Herman,Kathryn M.	Counselor	54 %
Hernandez,Henry V.	Business Administration	20 %
Herrera,Daniel A.	Computer Graphics and Digital Imagery	28 %
Herzfeld,Martin E.	Electronics & Electric Technology	48 %
Hickman,Lauren Rose	Child Development/Early Care and Educatio	60 %
Hill,Michael S.	Business Management	20 %
** (B3) Hillenbrand,Collin D.	Sign Language	27 %
** (B3) Hillenbrand,Collin D.	Sign Language Interpreting	10 %
Himmelman,Sarah E	Sign Language Interpreting	11 %
Hindman,Clay A.	ESL Writing	40 %
Hisel,Kathleen L.	Counselor	58 %
Hoban-Higgins,Tana M.	Physiology (Includes Anatomy)	52 %
Hoffman,Ana B.	Spanish	53 %
Hoffman,Dale H.	Anthropology	16 %
Hoffman-Rubin,Lee E.	Music	3 %
Hohlwein,Laura A.	Computer Graphics and Digital Imagery	28 %
Huggins,Ross R.	Administration of Justice	20 %
Hughes,Heather V.	Counselor	50 %

FTE appearing as 0% for the current or upcoming semester is pending determination of assignment / load. FTE in previous semesters will appear as 1% for assignments between 0% and 1%. \* = New Employee \*\* = Returning Employee

Employees hired under equivalency criteria pursuant to Ed. Code Section 87359, Title V, Section 53430(a), and Board Policy 5123 will be identified as follows: A1;A3;A4;B1;B2;B3;B4=Experience / Education | A2 = Education | A5;B5 = Experience

TEMPORARY, PART-TIME EMPLOYEES Spring 2021  
American River College

<u>Name</u>	<u>Subject</u>	<u>FTE</u>
Hughes,Heather V.	Counselor	10 %
Hughes,Tori	Administration of Justice	1 %
Humphers,Dorene Kay	ESL Reading	27 %
Hurner,Sheryl Marie	Business and Commerce, General	40 %
Hurner,Sheryl Marie	Speech Communication	20 %
Iannone,Albert J.	Fire Technology	40 %
Jackson,Jillian J	Geographic Information Systems	22 %
Jacobs,David C.	Philosophy	60 %
James,Mary E.	Administration of Justice	1 %
Jameson,Richard L.	Administration of Justice	1 %
Jardine,Christian M.	History	60 %
Jennings,Nathan P.	Geographic Information Systems	47 %
Jimenez,Jorge I.	Chemistry, General	52 %
Johnson Jr.,Jody S	Administration of Justice	20 %
Johnson,Hannah N.	ESL Writing	53 %
Johnson,Robert S.	Commercial Music	40 %
** (B5) Johnson,Wilber	Journalism	40 %
Jones,Jayme E.	Counselor	60 %
Jungkeit,James J.	Administration of Justice	1 %
Kalman,Mikalai	Cross Term	3 %
Kalman,Mikalai	Cross Term	4 %
Kawamoto,Walter T.	Sociology	40 %
Kelley,Sean M.	Administration of Justice	1 %
Kempster,Steven M.	Counselor	16 %
Kempster,Steven M.	Counselor	8 %
Kiefer,Dieter M.	Accounting	40 %
Kiefer,Michelle L.	Child Development/Early Care and Educatio	20 %
Kientz,Michelle L.	Counselor	55 %
Kientz,Michelle L.	Counselor	5 %
Kingsnorth,Alice M.	Anthropology	40 %
Kirchhoff,Susan L.	Librarian	33 %
Kirchner,Scott D.	Speech Communication	40 %
Kiteck,Peter J.	Mathematics, General	33 %
Klar,Janice E.	Counselor	17 %
Kleist,Rachel	Sign Language	20 %
Kleist,Rachel	Sign Language Interpreting	13 %
Kovar,Timothy J.	Small Business and Entrepreneurship	20 %
Kovar,Timothy J.	Real Estate	40 %
Kropp,Brian J	Accounting	27 %
Kwong,Kenneth Richard	Fire Technology	40 %
Kwong,Kenneth Richard	Coordinator	1 %
Larabee,Linda G.	Reading	60 %
Laughton,Barbara A.	English	20 %
Lee,Sara E.	History	40 %
Lester,Katherine M	Administration of Justice	1 %
Leveille,Rebecca A.	Office Technology/Office Computer Applicati	45 %
Levin,Maureece J.	Anthropology	48 %
Liu,Ka Man	Biomedical Instrumentation	7 %
Lommori,Michael L.	Administration of Justice	1 %
Long,Jackie R.	Administration of Justice	1 %
Long,Jason S.	Dramatic Arts	30 %
Lotter,Richard B.	Music	3 %
Lowrie,Angela C.	Applied Photography	28 %
** (A2) Lui,Diane C.	Fine Arts, General	60 %

FTE appearing as 0% for the current or upcoming semester is pending determination of assignment / load. FTE in previous semesters will appear as 1% for assignments between 0% and 1%. \* = New Employee \*\* = Returning Employee

Employees hired under equivalency criteria pursuant to Ed. Code Section 87359, Title V, Section 53430(a), and Board Policy 5123 will be identified as follows: A1;A3;A4;B1;B2;B3;B4=Experience / Education | A2 = Education | A5;B5 = Experience

**TEMPORARY, PART-TIME EMPLOYEES Spring 2021**  
**American River College**

<u>Name</u>	<u>Subject</u>	<u>FTE</u>
Mahmood,Khalid	Mathematics, General	33 %
Malupa,Miralynn F.	ESL Speaking/Listening	20 %
Mann,Nicole M.	Chemistry, General	25 %
Manukyan,Knarik	Mathematics, General	40 %
Marion,Derrick T.	Administration of Justice	1 %
Marmer,Richard F.	Psychology, General	40 %
Martin,Gregory D	Accounting	20 %
Martinez,Maricela C.	Spanish	27 %
Masseti,Thomas P.	Administration of Justice	1 %
Maurino,Molly A.	Physical Education	15 %
McCord,Karen M.	Psychology, General	20 %
** (B2) McCormack,Nicole Elizabeth	Automotive Technology	7 %
** (B2) McCormack,Nicole Elizabeth	General Work Experience	13 %
McCoy,Karen	Librarian	10 %
McMurdo,Tammy J.	Nutrition, Foods, and Culinary Arts	28 %
Mead,William A.	Website Design and Development	57 %
Medcalf,John C.	Mathematics, General	27 %
Mehallo,Stephen M.	Computer Graphics and Digital Imagery	48 %
Mendez,Shannon M.	Technical Communication	13 %
Mendez,Shannon M.	English	40 %
Meux,Brian L.	Administration of Justice	1 %
Michaels,Craig	Administration of Justice	1 %
Mirmobiny,Shadieh	Fine Arts, General	20 %
Mirzaagha,Mohammad E.	Mathematics, General	33 %
Mitchell,Christopher B.	Fire Technology	40 %
Mitchell,Robin S.	Registered Nursing	37 %
Montgomery,Kelly J.	Business and Commerce, General	40 %
Montgomery,Kelly J.	Office Technology/Office Computer Applicati	13 %
Montoya,Sally	Administration of Justice	20 %
Moody,Heather	Intercollegiate Athletics	49 %
Moser,Richard M.	English	20 %
Mott,Rodney E.	Fine Arts, General	20 %
Mueller,Robert G.	Administration of Justice	1 %
Mulvihill,Shauna Marie	History	40 %
Munoz,David F.	Accounting	27 %
Nedorezov,Svetlana	Mathematics, General	40 %
Nedovodeeva Ortiz,Elena V.	ESL Speaking/Listening	20 %
Nelsen,Betty L.	Art	28 %
Nevarez,Jesus B.	Counselor	8 %
Ngo,Tu C.	Mathematics, General	27 %
Nichols,Tye A	Biology, General	20 %
Nokkeo,Jeff J.	Drafting Technology	20 %
Norton,Justin M.	Speech Communication	20 %
O'Brien,Leslie S.	Horticulture	7 %
O'Brien,Leslie S.	Floriculture /Floristry	45 %
Odell,Ashley R.	Academic Guidance	40 %
O'Donnell,Daniel G.	Business Administration	40 %
O'Neal-Watts,Jennifer Lee	Librarian	11 %
Pakgohar,Minoo	Gerontology	20 %
Palmer,Gary D.	Administration of Justice	1 %
Parrish,Stephanie S.	Reading	10 %
Parrish,Stephanie S.	ESL Writing	20 %
** (A5) Penwell,Robyn S.	Physical Education	15 %
Perez,Kristine A.	Biology, General	36 %

FTE appearing as 0% for the current or upcoming semester is pending determination of assignment / load. FTE in previous semesters will appear as 1% for assignments between 0% and 1%. \* = New Employee \*\* = Returning Employee

Employees hired under equivalency criteria pursuant to Ed. Code Section 87359, Title V, Section 53430(a), and Board Policy 5123 will be identified as follows: A1;A3;A4;B1;B2;B3;B4=Experience / Education | A2 = Education | A5;B5 = Experience

TEMPORARY, PART-TIME EMPLOYEES Spring 2021  
American River College

<u>Name</u>	<u>Subject</u>	<u>FTE</u>
Pezone, John P.	Administration of Justice	40 %
Plezia-Missler, Dorothy E.	Counselor	13 %
Ponce, Carlos F.	Coordinator	1 %
Porter, Cherri J.	English	60 %
Powers, Matthew T.	Administration of Justice	40 %
Prine, Jacqueline	Emergency Medical Services	10 %
Pryde, Marvin E.	Registered Nursing	19 %
Raber, Lawrence S.	Cross Term	12 %
Ramirez, Erwin F.	Administration of Justice	1 %
Ramos, Gabriel F.	Administration of Justice	20 %
Ramos, Gabriel F.	Coordinator	1 %
Rankin, Janet E.	History	40 %
Rennie, Sharilyn M.	Physiology (Includes Anatomy)	52 %
Rich, Amber N	Marketing & Distribution	20 %
Riley, Robert R.	Emergency Medical Services	10 %
Rivera-Carpenter, Veronica M.	Child Development/Early Care and Educatio	40 %
Robinson, Anthony M.	English	20 %
Robinson, Anthony M.	Reading	20 %
Robinson, Clinton J.	Physical Education	15 %
Robinson, Donna L.	Administration of Justice	1 %
Robinson, Matthew P.	Music	3 %
Rochford, Jeffrey A.	Multimedia	14 %
Rochford, Jeffrey A.	Computer Graphics and Digital Imagery	28 %
Rodriguez-Rutten, Paula	Mathematics, General	20 %
Rogers, Kristina S.	English	20 %
** (B4) Rose, David A.	Administration of Justice	1 %
Rowe, Harold E.	Administration of Justice	1 %
Ruckman, David J.	ESL Writing	40 %
Russell, Matthew B.	Spanish	27 %
** (A2) Safvi, Syed A.	Mathematics, General	27 %
Sakakihara, Paul	General Work Experience	20 %
Salisbury, Roy D.	Software Applications	18 %
Samarina, Irina	Music	8 %
Samborski, Dan W.	Painting & Drawing	28 %
Saur, Theodore J.	ESL Writing	60 %
Schirmer, Marie A.	Nutrition, Foods, and Culinary Arts	30 %
Schroeder-Evans, Kimbra S.	Spanish	53 %
Scott, Tatiana N.	Music	35 %
Seguine, Richard K.	Fire Technology	40 %
Shapiro, Lynn	English	27 %
** (A3) Shearer, Tracy F.	Music	7 %
** (A3) Shearer, Tracy F.	Dramatic Arts	49 %
Shepherd, Elden B.	Administration of Justice	1 %
Shiva, Maryam S.	Astronomy	20 %
Shragge, Bryan	Human Services	20 %
Simmons, Floyd Raymond	Administration of Justice	1 %
Simon, Sabina F.	ESL Writing	40 %
Singer, Scott	Restaurant and Food Services Management	13 %
Sisneros, Linda L.	Electronics & Electric Technology	22 %
Sneed, Jacquelyn	Gerontology	30 %
Soghomonians, Arlen	Emergency Medical Services	10 %
Solomon, Enrico B.	Administration of Justice	1 %
Sowards, Timothy L.	Administration of Justice	20 %
Speck, Christian A.	Business Administration	20 %

FTE appearing as 0% for the current or upcoming semester is pending determination of assignment / load. FTE in previous semesters will appear as 1% for assignments between 0% and 1%. \* = New Employee \*\* = Returning Employee

Employees hired under equivalency criteria pursuant to Ed. Code Section 87359, Title V, Section 53430(a), and Board Policy 5123 will be identified as follows: A1;A3;A4;B1;B2;B3;B4=Experience / Education | A2 = Education | A5;B5 = Experience

TEMPORARY, PART-TIME EMPLOYEES Spring 2021  
American River College

<u>Name</u>	<u>Subject</u>	<u>FTE</u>
Speck, Christian A.	Real Estate	40 %
**(A1) Spencer, Katherine E.	Classics-Humanities	20 %
**(A1) Spencer, Katherine E.	Other Humanities	20 %
Stapleton, Michael E.	Administration of Justice	1 %
Staten, Keith J.	Paralegal	30 %
Stead, Joni M.	Speech Communication	59 %
Stemmann, Karsten	Mathematics, General	27 %
Stevens, Briagha E.	English	40 %
Stevens, Janis L.	Dramatic Arts	20 %
Stevens, Sam E.	Psychology, General	60 %
**(B5) Stickel, Mike E.	Automotive Collision Repair	35 %
Stincelli, Carl A.	Administration of Justice	1 %
Strawn, Gregory D.	English	40 %
Sukkary, Tamir	Political Science	40 %
Sundin, Daniel R.	Microbiology	41 %
Swanson, Maureen A.	Administration of Justice	1 %
Sweeney, Thomas D.	Administration of Justice	1 %
Swift, Charles A.	Administration of Justice	1 %
Tabrizi, Setareh H.	English	37 %
Tadlock, Duane A	Administration of Justice	1 %
Thai, Dai Thuy Trang	Chemistry, General	52 %
Theiss, William Francis	Software Applications	18 %
Thomas, Iohla T	Administration of Justice	1 %
Thomas, Michael A.	Intercollegiate Athletics	49 %
Thomas, Ramona S.	Child Development/Early Care and Educatio	20 %
Toomey, Daniel P.	Administration of Justice	20 %
Torres, Santos	Sociology	40 %
Torres, Veronica C.	Drafting Technology	43 %
Tran, Ocean V.	Electrical	31 %
Tran, Thang	Electrical	31 %
Tsushima, Cheryl L.	Automotive Technology	24 %
Tzou, Ann S.	ESL Writing	40 %
Tzou, Ann S.	ESL Speaking/Listening	20 %
Umhauer, Teri J.	Fashion	20 %
Umhauer, Teri J.	Fashion Design	28 %
Uptegrove, Jim L.	Administration of Justice	1 %
Utter, Robert S.	Physics, General	20 %
Valenzona, Deborah A.	Reading	40 %
VanElls, Deborah B.	History	40 %
**(A5) VanRegenmorter, Heidi L.	Music	43 %
Verbitskiy, Diana	Russian	27 %
Verhage, Beth L.	ESL Writing	40 %
Verhage, Beth L.	ESL Speaking/Listening	20 %
Vervilos, Vasseliki	Accounting	67 %
Vitaich, Jason M.	Political Science	40 %
Vlomis, Christopher M.	Coordinator	1 %
Wake, Audra G.	Paralegal	20 %
Warman, James L.	Health Occupations, General	20 %
Watters, Stephen W.	Anthropology	40 %
Weber, Elise N.	Applied Photography	38 %
Welch, David P.	Drafting Technology	33 %
Welch, Nicole M.	Business Management	20 %
Welkley, Debra L.	Sociology	40 %
Welty, Ann E.	Counselor	32 %

FTE appearing as 0% for the current or upcoming semester is pending determination of assignment / load. FTE in previous semesters will appear as 1% for assignments between 0% and 1%. \* = New Employee \*\* = Returning Employee

Employees hired under equivalency criteria pursuant to Ed. Code Section 87359, Title V, Section 53430(a), and Board Policy 5123 will be identified as follows: A1;A3;A4;B1;B2;B3;B4=Experience / Education | A2 = Education | A5;B5 = Experience

**TEMPORARY, PART-TIME EMPLOYEES Spring 2021  
American River College**

<u>Name</u>	<u>Subject</u>	<u>FTE</u>
Westre,Barbara J.	Counselor	8 %
Wheeler,Susan R.	Business Management	7 %
Wheeler,Susan R.	Small Business and Entrepreneurship	33 %
White,Gay A.	ESL Writing	20 %
White,Gay A.	ESL Speaking/Listening	27 %
Whitt,David	Fire Technology	20 %
Wilkinson,Cheryl	ESL Writing	60 %
Williams,Michelle D.	Economics	20 %
Wilouza,Monica E.	Emergency Medical Services	10 %
Winford,Geoffrey M.	Administration of Justice	1 %
Wingard,Benjamin J.	Librarian	21 %
Witteborg,Janina L.	Sign Language Interpreting	28 %
Wolfley,Ronald E.	Emergency Medical Services	10 %
Wong,Kim W.	Administration of Justice	1 %
Wooden,Tami D.	Physical Education	15 %
Word,Richard L.	Administration of Justice	1 %
Yanez,Israel	Librarian	21 %

**TEMPORARY, PART-TIME EMPLOYEES Spring 2021  
Cosumnes River College**

<u>Name</u>	<u>Subject</u>	<u>FTE</u>
Ahearn,Thomas T.	English	40 %
Alexander,Helen M.	Librarian	3 %
Allen,Cheryl A.	Family Studies	40 %
Almaraz,Ruben T.	Chemistry, General	52 %
Alop,Iris H	English	40 %
Aly,Mohamed A. E.	Physiology (Includes Anatomy)	20 %
Amer,M. Rosalie C.	Librarian	5 %
Amini,Behrooz	Accounting	27 %
Aptekar,Rachel M.	Biology, General	52 %
**(A2) Austin,April J.	Librarian	24 %
Austin,Leroy A.	Speech Communication	40 %
Babka,Cary M.	Film Studies	20 %
Ballard,Sheryl L.	Child Development/Early Care and Educatio	48 %
Bass,Charles W.	Chemistry, General	52 %
Benskin,Karena T.	Small Business and Entrepreneurship	20 %
Benskin,Karena T.	Office Technology/Office Computer Applicati	13 %
Beyrer,Kimberlee M.D.	Counselor	12 %
Biesiadecki,Mary R.	Health Occupations, General	20 %
Binder,Marnie	Other Humanities	20 %
BoarerPitchford,Julie K.	Nutrition, Foods, and Culinary Arts	60 %
Brooks,James K.	Mathematics, General	33 %
Brown,Cornelius L.	Small Business and Entrepreneurship	20 %
Browne,Rachael E.	Sociology	40 %
Buchanan-Cello,Shelly A.	Academic Guidance	20 %
Carinci,Sherrie T.	Business and Commerce, General	40 %
Carter,Cari A.	Sign Language	53 %
Castillo,David C.	Construction Inspection	20 %
Charters,Suzette M.	Mathematics, General	35 %
Chase,Lawrence J.	Speech Communication	40 %
Chow,Nicholas	Mathematics, General	20 %
Church,Schlyer B	Real Estate	20 %

FTE appearing as 0% for the current or upcoming semester is pending determination of assignment / load. FTE in previous semesters will appear as 1% for assignments between 0% and 1%. \* = New Employee \*\* = Returning Employee

Employees hired under equivalency criteria pursuant to Ed. Code Section 87359, Title V, Section 53430(a), and Board Policy 5123 will be identified as follows: A1;A3;A4;B1;B2;B3;B4=Experience / Education | A2 = Education | A5;B5 = Experience

**TEMPORARY, PART-TIME EMPLOYEES Spring 2021**  
**Cosumnes River College**

<u>Name</u>	<u>Subject</u>	<u>FTE</u>
Cinelli, Albert E.	Philosophy	40 %
Cobos, Isela	Counselor	12 %
Coleman, Jillian L.	Classics-Humanities	20 %
Conner, Lyn W.	Physics, General	20 %
Conner, Lyn W.	Astronomy	20 %
Contreras Cardenas, Angel V	Physiology (Includes Anatomy)	52 %
Coronado Barraza, Victor A.	Spanish	27 %
Dale, Jeffrey J.	Philosophy	40 %
Dang, Tina G.	Counselor	5 %
Dang, Tina G.	Counselor	14 %
Dang, Tuong N.	Vietnamese	53 %
Dartez, Gail A.	Dramatic Arts	20 %
Davenport, Carly S.	Mass Communications	20 %
Davenport, Lon O.	Business Administration	40 %
de Jesus, Michael	Restaurant and Food Services Management	13 %
De Mars, Eva	Intercollegiate Athletics	56 %
Diehl, Kellie A.	Physical Education	30 %
Dobson, Veronica E.	Psychology, General	40 %
Domek, Anna L.	General Work Experience	40 %
Dow, Keith E.	Physics, General	36 %
Dow, Keith E.	Astronomy	20 %
Dunne, Vanessa P.	Microbiology	63 %
Eads, Roy A.	Construction Inspection	20 %
Edmonds, Jason L.	Anthropology	56 %
Elston, Tyler M.	Sociology	60 %
Enck, Maizy E.	Fine Arts, General	60 %
Estes, Rebecca L.	Spanish	35 %
Evoy, Angela M	Anthropology	56 %
Falloon, Matthew T.	English	40 %
Fitz Gibbon, Linda S.	Sculpture	28 %
Fitzpatrick, Tamara Lynn	Business and Commerce, General	20 %
Fitzpatrick, Tamara Lynn	Business Administration	20 %
Floyd, Amy M	Pharmacy Technology	24 %
Fortunato, Monique	Anthropology	40 %
Fowler, Elmira F.	Mathematics, General	35 %
Gage, Ambyr	English	40 %
Gager, Tamatha C.	Psychology, General	20 %
Gale, Jessilyn C.	Speech Communication	40 %
Gale, Mark R.	Accounting	20 %
Gamble, Balbina P.	Counselor	18 %
Gelotte, Danielle	Counselor	16 %
Gilmore, Cassandra C.	Anthropology	56 %
Godinho, Marianina S.	Accounting	67 %
Goldfield, Anna E.	Anthropology	48 %
Goodrich, Robert S.	Geography	56 %
Gordon, Henry P.	Librarian	22 %
Grahn, Robert A.	Biology, General	52 %
Green, Charlene K.	Counselor	5 %
** (A5) Green-Clark, Michelle R.	Dance	30 %
Greer, Albert A.	Physics, General	36 %
Greer, Albert A.	Astronomy	20 %
Gruber, Corey M.	English	40 %
Guan, Bao J.	Mathematics, General	33 %

FTE appearing as 0% for the current or upcoming semester is pending determination of assignment / load. FTE in previous semesters will appear as 1% for assignments between 0% and 1%. \* = New Employee \*\* = Returning Employee

Employees hired under equivalency criteria pursuant to Ed. Code Section 87359, Title V, Section 53430(a), and Board Policy 5123 will be identified as follows: A1;A3;A4;B1;B2;B3;B4 = Experience / Education | A2 = Education | A5;B5 = Experience



**TEMPORARY, PART-TIME EMPLOYEES Spring 2021**  
**Cosumnes River College**

<u>Name</u>	<u>Subject</u>	<u>FTE</u>
Guan,Bao J.	Mathematics Skills	7 %
Haas,Richard A.	Fire Technology	20 %
Hall,Celia F.	Librarian	58 %
Hall,Laura Marie	Nutrition, Foods, and Culinary Arts	20 %
Hancock,Sarah	English	40 %
Hannan,Everett J.	Psychology, General	20 %
Hansen,Eric C.	Biology, General	40 %
Harding,Matthew James	English	40 %
Harrington,Beverly J.	English	40 %
Harris,Jonathan J.	Counselor	47 %
Hee,Benjamin B.	Mathematics, General	33 %
Hendrickson,Mary A	Speech Communication	60 %
Henkens,Robert A	Fire Technology	20 %
Hernandez,Maria Victoria M.	Health Information Coding	60 %
Hewell Starnes,Tracy	Nurse	16 %
Hicks,Charity C.	Information Technology, General	13 %
Hicks,Charity C.	Software Applications	13 %
Hoang,Frank A.	Chemistry, General	52 %
Hohlwein,Laura A.	Painting & Drawing	28 %
Holden,Cherrelle L.	English	40 %
** (A5) Homan,Steve P.	Music	18 %
Houck,Ronald E.	Painting & Drawing	57 %
Howe,Dawn M.	Animal Science	28 %
Howe,Dawn M.	Equine Science	15 %
Inoue,Faye S.	Health Occupations, General	27 %
James,William J.	Spanish	55 %
Jay,Susan M.	Fire Technology	20 %
Johnson,Robert K.	Business and Commerce, General	20 %
Jones,Jenny L.	Counselor	40 %
Jones,Jenny L.	Counselor	9 %
Jones,Jenny L.	Counselor	6 %
Karsiere,Sarma	Art	28 %
Karsiere,Sarma	Painting & Drawing	28 %
** (A2) Kaufmann,Amy E.	Physiology (Includes Anatomy)	40 %
Keightley,Keir E	Geography	36 %
Kidd,Joanna L	Painting & Drawing	57 %
King,Eric L.	Biology, General	20 %
King,Eric L.	Microbiology	41 %
King,Kimberly M.	Counselor	31 %
Knisely,Christopher M.	Human Services	40 %
Knudsen,Mark James	Chemistry, General	52 %
Kolleda,Lance John	Business and Commerce, General	20 %
Kor,Samra Z.	ESL Writing	40 %
Koscheski,Frances M.	Nurse	26 %
Krapf,Trevor W.	Political Science	60 %
Kusler,Jennifer E.	Environmental Studies	20 %
Kusler,Jennifer E.	Geography	40 %
Larsen,Lawrence C.	Mathematics, General	35 %
Lautamo,Mikko	Computer Graphics and Digital Imagery	28 %
Lautamo,Mikko	Painting & Drawing	28 %
Lemoine,Florence A.	History	20 %
Lenz,Dakota J.	English	20 %
Leslie,Asya Monique	Psychology, General	40 %

FTE appearing as 0% for the current or upcoming semester is pending determination of assignment / load. FTE in previous semesters will appear as 1% for assignments between 0% and 1%. \* = New Employee \*\* = Returning Employee

Employees hired under equivalency criteria pursuant to Ed. Code Section 87359, Title V, Section 53430(a), and Board Policy 5123 will be identified as follows: A1;A3;A4;B1;B2;B3;B4=Experience / Education | A2 = Education | A5;B5 = Experience

**TEMPORARY, PART-TIME EMPLOYEES Spring 2021**  
**Cosumnes River College**

<u>Name</u>	<u>Subject</u>	<u>FTE</u>
Lewis,Ahisha	Human Services	20 %
Li,Xiaozhu	Mathematics, General	28 %
Limon,Kimberly T.	English	20 %
List,Mark R.	Earth Science	36 %
Lisuk,Mieke N.	History	40 %
Loforte,Priscilla M.	Anthropology	60 %
Logan,Jason K.	Sociology	20 %
Lyons,Kristine L.	Sculpture	57 %
Maduchukwu,Ifeanyi E.	Accounting	20 %
Maharaj,Ranesh A	Speech Communication	20 %
Mahmood,Ghazanfar B.	Health Occupations, General	40 %
Marchak,Taras R.	English	60 %
Marslek,Michael R.	Accounting	47 %
McCarthy,Patti J.	Film Studies	40 %
McNee,Shay D.	History	40 %
Melo,Aselia V.	Counselor	8 %
Melo,Aselia V.	Counselor	5 %
Melo,Aselia V.	Coordinator	44 %
Mendoza,Erica D.	Counselor	10 %
Meyers,Dennis J.	Economics	60 %
Mico,Don N.	Intercollegiate Athletics	56 %
Miller,Casey R.	English	40 %
Miranda,Yolanda O.	Counselor	5 %
Mondragon-Lopez,Sergio	Counselor	37 %
Mullerworth,Trudi Fields	English	20 %
Murakami-Smith,Lynne M.	Physical Education	15 %
Murakami-Smith,Lynne M.	Physical Fitness and Body Movement	30 %
Myers,Leah S.	Speech Communication	20 %
Navarro,Murray F.	Mathematics, General	33 %
Nelsenador,Matthew B.	Mathematics, General	27 %
Nelsenador,Matthew B.	Mathematics Skills	13 %
Nelson,David D.	Restaurant and Food Services Management	40 %
Ngo,Tran N.	Mathematics, General	33 %
Nguyen,Alfonso K.	Learning Skills, Learning Disabled	15 %
Nguyen,Alfonso K.	Counselor	40 %
Nguyen,Alfonso K.	Counselor	7 %
Nguyen,Hoang D.	Economics	60 %
Nguyen,Yen Thi	Vietnamese	53 %
Nielson,Jonathan M.	History	40 %
Ogilvie,Sheila M.	Academic Guidance	60 %
Oliver Graybill,Ann E.	Botany, General	52 %
Otiono,Erica N.	Child Development/Early Care and Educatio	20 %
Otiono,Erica N.	Child Development Administration and Mana	20 %
Pansius,Deborah H.	English	40 %
Parker,Dawn S.	Counselor	54 %
Parker,Luke	Mathematics, General	33 %
Patten Armbrust,Evelyn T.	Psychology, General	40 %
Peacock,Kristin R.	Counselor	13 %
Perales,Chantel R.	English	40 %
Perkins,Deirdre S.	Computer Networking	7 %
Piner,Matthew H.	Architecture and Architectural Technology	20 %
Poepelman,Timi L.	Journalism	20 %
Popescu,Bogdan	Physics, General	36 %

FTE appearing as 0% for the current or upcoming semester is pending determination of assignment / load. FTE in previous semesters will appear as 1% for assignments between 0% and 1%. \* = New Employee \*\* = Returning Employee

Employees hired under equivalency criteria pursuant to Ed. Code Section 87359, Title V, Section 53430(a), and Board Policy 5123 will be identified as follows: A1;A3;A4;B1;B2;B3;B4=Experience / Education | A2 = Education | A5;B5 = Experience

**TEMPORARY, PART-TIME EMPLOYEES Spring 2021**  
**Cosumnes River College**

<u>Name</u>	<u>Subject</u>	<u>FTE</u>
Possemato, Frank	English	27 %
Reed, Kathaleen E.	English	20 %
Reichelt Weathers, Andilene M.	ESL Writing	20 %
Reichelt Weathers, Andilene M.	ESL Speaking/Listening	20 %
Riddle, Lisa K.	ESL Writing	40 %
Riese, Jon C.	Law, General	20 %
Risenhoover, Dale T.	Health Occupations, General	53 %
Rivera, Gabriel J.	Commercial Music	28 %
Rizam, Dilshod D.	Art	28 %
Rizam, Dilshod D.	Painting & Drawing	28 %
Robinson, Tamara M.	Office Technology/Office Computer Applicati	13 %
Rosas, Megan D.	Diagnostic Medical Sonography	13 %
Saake, Miranda S.	English	40 %
Salzman, Julie K.	Counselor	11 %
Salzman, Julie K.	Counselor	22 %
Samin, Ahmad F	Chemistry, General	59 %
Sands-Pertel, Judith A.	Music	40 %
Sarkovich, Misha T.	Economics	40 %
Schirmer, Marie A.	Nutrition, Foods, and Culinary Arts	20 %
Schrumpf, David J.	History	40 %
Schulte, Wilfred H.	Mathematics, General	33 %
Short, Christina B.	Children with Special Needs	20 %
Short, Christina B.	Infants and Toddlers	20 %
Silva, Evelyn D.	Family Studies	40 %
Smith, Jeffrey D.	Automotive Technology	13 %
Smith, Leon T.	Other Humanities	20 %
Sneed, Linda C.	English	60 %
Somadhi, Kakwasi	English	20 %
Somadhi, Kakwasi	Creative Writing	20 %
Stanphill, Cindy D.	English	40 %
Steenland, Mark H.	Film Studies	40 %
Strode, James E.	ESL Speaking/Listening	40 %
Strong, Michael W.	Physics, General	20 %
Strong, Michael W.	Astronomy	36 %
Sutter, Valyn T.	Philosophy	20 %
Sy, Joanne	Mathematics, General	27 %
Sy, Joanne	Mathematics Skills	13 %
Tang, Skyeler A	Counselor	9 %
Tapia, Andres A.	History	20 %
Terry, John D.	Architecture and Architectural Technology	33 %
Thao, Caroline	Asian (Chinese and Japanese excluded)	27 %
Thaw, Min Min	Economics	40 %
Thunes, Clair	Equine Science	20 %
Tickoo, Preeti	Economics	20 %
Tierney, Joan W.	Physical Education	15 %
Tierney, Joan W.	Dance	40 %
Vautin, Gary D.	Television (including combined TV/film/v	28 %
** (A2) Vest, Jefferson D.	Advertising	20 %
Villalpando, Janel C	ESL Writing	20 %
Villalpando, Janel C	ESL Integrated	40 %
Watkins, Zachary M.	Music	35 %
Watters, Cody	Biology, General	52 %
Weber, Elise N.	Applied Photography	28 %
Wellington, Erica M.	Counselor	12 %

FTE appearing as 0% for the current or upcoming semester is pending determination of assignment / load. FTE in previous semesters will appear as 1% for assignments between 0% and 1%. \* = New Employee \*\* = Returning Employee

Employees hired under equivalency criteria pursuant to Ed. Code Section 87359, Title V, Section 53430(a), and Board Policy 5123 will be identified as follows: A1;A3;A4;B1;B2;B3;B4=Experience / Education | A2 = Education | A5;B5 = Experience

**TEMPORARY, PART-TIME EMPLOYEES Spring 2021**  
**Cosumnes River College**

<u>Name</u>	<u>Subject</u>	<u>FTE</u>
Wergeland,Kari A.	Academic Guidance	7 %
Wergeland,Kari A.	Librarian	11 %
Westover,Marie L.	Biology, General	20 %
Westover,Marie L.	Physiology (Includes Anatomy)	36 %
Whitehead,Pamela L.	Fine Arts, General	40 %
Wiggins,Marcelle F.	Art	28 %
Wiggins,Marcelle F.	Painting & Drawing	28 %
Wildie,Kevin J.	History	30 %
Wingard,Benjamin J.	Librarian	19 %
Wise,Kristine M.	Nutrition, Foods, and Culinary Arts	40 %
Wungluck,Bradley S.	Construction Inspection	20 %
Young,Cicely N.	English	40 %
Zambello,Giancarlo	Psychology, General	40 %
Zarate Estrada,Alberto	Spanish	35 %
Zenuk,Elizabeth A.	Intercollegiate Athletics	56 %

**TEMPORARY, PART-TIME EMPLOYEES Spring 2021**  
**Folsom Lake College**

<u>Name</u>	<u>Subject</u>	<u>FTE</u>
Abeyta,Steven V.	English	33 %
Aghabeigi,Farah	Accounting	27 %
Alford,Purificacion M.	Spanish	35 %
Andrews-Cardoza,Kym M.	Psychology, General	20 %
Baker-Nauman,Lynn	Human Services	40 %
Baltimore,Paul R.	History	20 %
Barela,Jesus A.	Painting & Drawing	28 %
Bauer,Christian A.	Philosophy	40 %
Beatty,Heather E.	English	40 %
Beese,Michelle A.	Counselor	20 %
Benford,William	Exercise Sciences/Physiology and Movemen	11 %
Blackmon,Tavarus	Painting & Drawing	43 %
Bliss,Kellie C.	Child Development/Early Care and Educatio	20 %
Brown,Charles W.	Engineering, General	20 %
Buch,Dipali D.	Business and Commerce, General	40 %
Buch,Dipali D.	Business Management	20 %
Bulaong,Jesse Paul C.	Mathematics, General	53 %
Burke,Paul W.	Sociology	40 %
Burmester,Jami A.	Librarian	13 %
Cai,Yueqiang	Mathematics, General	33 %
Cepeda,Eric Frank P.	Psychology, General	20 %
Cheng,Diana J	Chemistry, General	63 %
Cherok-Fenner,Natalie J.	Medical Laboratory Technology	64 %
Cobar,Jose E.	Medical Laboratory Technology	36 %
Cone,Bryan A	Psychology, General	40 %
Cooper,Paul G.	History	60 %
Crow,Michael K.	Water and Wastewater Technology	36 %
Cruz,Ronald J.	English	20 %
Dale,Michael J.	Music	30 %
Daniels,Joyce Anne	Child Development/Early Care and Educatio	20 %
Dao,Cam V.	Accounting	53 %
Darr-Glynn,Kristina D.	Counselor	60 %
Davis,Michael R.	Information Technology, General	20 %

FTE appearing as 0% for the current or upcoming semester is pending determination of assignment / load. FTE in previous semesters will appear as 1% for assignments between 0% and 1%. \* = New Employee \*\* = Returning Employee

Employees hired under equivalency criteria pursuant to Ed. Code Section 87359, Title V, Section 53430(a), and Board Policy 5123 will be identified as follows: A1;A3;A4;B1;B2;B3;B4=Experience / Education | A2 = Education | A5;B5 = Experience

**TEMPORARY, PART-TIME EMPLOYEES Spring 2021**  
**Folsom Lake College**

<u>Name</u>	<u>Subject</u>	<u>FTE</u>
Davis,Michael R.	Computer Programming	20 %
Day,Bernadette S.	Counselor	60 %
DeGraff,Marra	Earth Science	15 %
DeGraff,Marra	Study Skills	15 %
DeMercurio,Dana M.	Speech Communication	40 %
Diehl,Kellie A.	Health Education	20 %
DiGaetano,Anthony L.	Business and Commerce, General	20 %
DiGaetano,Anthony L.	Marketing & Distribution	40 %
Divittorio,Amy M.	Spanish	35 %
Dobson,Veronica E.	Psychology, General	20 %
Domek,Anna L.	General Work Experience	20 %
Droege,Brooke J.	Speech Communication	60 %
Du,Kseniya	Painting & Drawing	28 %
Duran,Teresa L	Human Services	40 %
Eitel,Juliet D.	Mathematics, General	40 %
** (A1) Eldridge,Ethan C.	Computer Programming	20 %
Emad,Navid	French	35 %
Escalante,Fernando J.	Water and Wastewater Technology	20 %
Faulds,Scott A.	Business and Commerce, General	40 %
Faulds,Scott A.	International Business and Trade	20 %
Ferry-Perata,Elizabeth A.	Child Development/Early Care and Educatio	40 %
Fitch,Susan M.	Accounting	53 %
Funderburg,Kelly L.	General Work Experience	20 %
Gaffaney,Timothy J.	Political Science	20 %
** (A4) Germany,Talver J.	Painting & Drawing	57 %
** (A1) Gillies-Doherty,Laura	Chemistry, General	43 %
Graham,Reginald A.	Music	20 %
Gray,Victoria K.	Classics-Humanities	20 %
Gray,Victoria K.	Other Humanities	40 %
** (A1) Haeuptle,Christina W.	Speech Communication	40 %
Hamkar,Behzad	History	20 %
Hanrahan,Molly P.	Intercollegiate Athletics	56 %
Hart,Aleris E.	Painting & Drawing	28 %
Hart,Aleris E.	Jewelry	28 %
Hawley,Jenny L.	English	40 %
Heiler,Felicia P.	Software Applications	23 %
Hendricks,Robert D.	Information Technology, General	40 %
Hendricks,Robert D.	Computer Programming	20 %
Hicks,Charity C.	Office Technology/Office Computer Applicati	16 %
Hilger-Estrada,Tanya D.	Chemistry, General	59 %
Hoffman,Dale H.	Anthropology	15 %
Hood,Khulan J	Music	20 %
Hopkins,Don R.	Administration of Justice	40 %
Huber,Doris	English	20 %
Huber,Doris	ESL Writing	40 %
Huddleston,Robert G.	Computer Programming	20 %
Jacques,Molly M.	Physical Education	30 %
Johnson,Lewis E.	Music	8 %
Johnston,Erin L.	Physical Education	30 %
Johnston,Erin L.	Health Education	20 %
Knudson,Anita L.	History	20 %
Kolleda,Lance John	Business and Commerce, General	20 %
Kolleda,Lance John	Business Management	20 %

FTE appearing as 0% for the current or upcoming semester is pending determination of assignment / load. FTE in previous semesters will appear as 1% for assignments between 0% and 1%. \* = New Employee \*\* = Returning Employee

Employees hired under equivalency criteria pursuant to Ed. Code Section 87359, Title V, Section 53430(a), and Board Policy 5123 will be identified as follows: A1;A3;A4;B1;B2;B3;B4=Experience / Education | A2 = Education | A5;B5 = Experience

**TEMPORARY, PART-TIME EMPLOYEES Spring 2021**  
**Folsom Lake College**

<u>Name</u>	<u>Subject</u>	<u>FTE</u>
Lee,Michelle K.	Physiology (Includes Anatomy)	52 %
LeFebvre,Edith E.	Speech Communication	20 %
Lewis,Barbara R.	Study Skills	20 %
Lynch,Blair N.	Psychology, General	40 %
Maddock,Robert A.	History	60 %
Marks,Ann L.	Librarian	7 %
Marlow,Edward L.	Water and Wastewater Technology	20 %
Mason,Shawn S.	Spanish	35 %
McGhee,Kelly F.	Counselor	56 %
McHenry,Jennifer L.	Geography	20 %
McNeal,Nicole M.	English	40 %
Melby-Harada,Cynthia Diane	Job Seeking/Changing Skills	7 %
Melvin,Anette B.	Child Development Administration and Mana	20 %
Mendoza,Nicole C.	Psychology, General	40 %
Meyer,Kristin M.	English	20 %
Millington,James E.	Information Technology, General	12 %
Mills Ko,Emily J.	Study Skills	8 %
Mirmobiny,Shadie	Fine Arts, General	20 %
Mirmobiny,Shadie	Other Humanities	20 %
Mohrmann,Peter R.	Film Studies	20 %
Mohrmann,Peter R.	Film History and Criticism	20 %
Montague-Archer,Nancy	Astronomy	20 %
Morris,Jennifer K.	Preschool Age Children	33 %
Morris,Ljiljana	Astronomy	36 %
Mullerworth,Trudi Fields	English	40 %
Njoku,Portia Onyenachi	Music	60 %
Oliver,Noelle E.	English	33 %
O'Neal-Watts,Jennifer Lee	Librarian	7 %
Osborne,Kerry K	Speech Communication	20 %
Osorio,Cecilia G.	Viticulture, Enology, and Wine Business	28 %
Osorio,Cecilia G.	Biology, General	36 %
Page,Monica C.	ESL Writing	40 %
Panger,Kathryn E.	Sociology	20 %
Panoutsopoulos,Alexios A.	Microbiology	47 %
Patten Armbrust,Evelyn T.	Psychology, General	20 %
Pechenova,Mariia	Music	42 %
Perez,Craig S.	Physical Education	30 %
Phan,Tanya T.	Certified Nurse Assistant	30 %
Plank,Jeffrey J.	Physics, General	20 %
Radekin,Rachel R.	Job Seeking/Changing Skills	7 %
Radekin,Rachel R.	Study Skills	20 %
Ramirez-Tinoco,Deborah M.	Sociology	20 %
Redmond,Rebecca J.	Technical Theater	28 %
Repetto,Deanne R.	Political Science	40 %
** (A5) Ring,David M.	Physics, General	36 %
Roberts,Heather R.	Physiology (Includes Anatomy)	40 %
** (A1) Rodriguez,Julie L.	Psychology, General	40 %
Rush,John A.	Anthropology	35 %
Rutz,Patrick	Intercollegiate Athletics	49 %
Sabu,Siby A.	Microbiology	47 %
Sanford,Jennifer K.	Psychology, General	20 %
Sanford,Jennifer K.	Human Services	40 %
Schaff,John L.	Radiologic Technology	35 %

FTE appearing as 0% for the current or upcoming semester is pending determination of assignment / load. FTE in previous semesters will appear as 1% for assignments between 0% and 1%. \* = New Employee \*\* = Returning Employee

Employees hired under equivalency criteria pursuant to Ed. Code Section 87359, Title V, Section 53430(a), and Board Policy 5123 will be identified as follows: A1;A3;A4;B1;B2;B3;B4=Experience / Education | A2 = Education | A5;B5 = Experience

**TEMPORARY, PART-TIME EMPLOYEES Spring 2021**  
**Folsom Lake College**

<u>Name</u>	<u>Subject</u>	<u>FTE</u>
Schall,Erin	Radiologic Technology	35 %
Selby,David A.	Political Science	40 %
Shoaei,Kamran	Physiology (Includes Anatomy)	52 %
Silva-Henry,Rachel A.	Study Skills	40 %
Silva-Henry,Rachel A.	Counselor	10 %
Smith,Valerie T.	English	20 %
Snow,Camille D.	Psychology, General	40 %
Snow,Camille D.	Counselor	20 %
Spier,Gerd	Mathematics, General	33 %
Sporov,Evgeny V.	Music	15 %
Steensland,Mark H.	Film Studies	20 %
Stieferman,Rachel Latter	Psychology, General	40 %
Sutton,Amber M.	Child Development/Early Care and Educatio	20 %
Sutton,Amber M.	Preschool Age Children	33 %
Tang,Vivian	History	20 %
Tees,Jonathan M.	Philosophy	40 %
Thomas,Ramona S.	Child Development/Early Care and Educatio	20 %
Thompson,Janel D.	Anthropology	20 %
Tolopilo,Joshua D.	Chemistry, General	52 %
Tully,David D.	Computer Programming	20 %
Tully,David D.	Computer Networking	20 %
Udall,Annette M.	Classics-Humanities	20 %
Van Camp,James	Dramatic Arts	35 %
Veras,Clarisa C.	Spanish	35 %
Vitaich,Jason M.	Political Science	20 %
Wai,Newton Y.	Mathematics, General	20 %
Wallace,Jennifer C.	Dramatic Arts	63 %
Warman,James L.	Health Occupations, General	20 %
Warnes,Mathias	Philosophy	40 %
Wathen,Myrna K.	Librarian	40 %
Watson,Bethany R.	Mathematics Skills	8 %
Watters,Stephen W.	Archaeology	20 %
Welsh,Susan	Geography	50 %
Welty,Margaret M.	Painting & Drawing	57 %
Wenzel,Michael T.	Environmental Science	20 %
Wenzel,Michael T.	Biology, General	36 %
Wiggins,Larisa M.	Physiology (Includes Anatomy)	52 %
Williams,Joshua C.	Astronomy	36 %
Winters,Frances A.	Speech Communication	40 %
Wold,James P.	Emergency Medical Services	33 %
Works,Bethany C.	Speech Communication	60 %
Wright,Cheryl A.	Business Management	60 %
Youngblood,Brandon S.	Psychology, General	20 %
** (A4) Zarecky,Barry V.	Intercollegiate Athletics	49 %

**TEMPORARY, PART-TIME EMPLOYEES Spring 2021**  
**Sacramento City College**

<u>Name</u>	<u>Subject</u>	<u>FTE</u>
Ackley,Robert	Psychology, General	20 %
Adams,Stephen J.	History	20 %
Adams,Stephen J.	Political Science	20 %
Agostinho,Dalaina M.	Sociology	20 %

FTE appearing as 0% for the current or upcoming semester is pending determination of assignment / load. FTE in previous semesters will appear as 1% for assignments between 0% and 1%. \* = New Employee \*\* = Returning Employee

Employees hired under equivalency criteria pursuant to Ed. Code Section 87359, Title V, Section 53430(a), and Board Policy 5123 will be identified as follows: A1;A3;A4;B1;B2;B3;B4=Experience / Education | A2 = Education | A5;B5 = Experience

**TEMPORARY, PART-TIME EMPLOYEES Spring 2021**  
**Sacramento City College**

<u>Name</u>	<u>Subject</u>	<u>FTE</u>
Albumalalah,Aoss H.	Physiology (Includes Anatomy)	52 %
Aldabe,Bertrand C.	Environmental Control Technology (HVAC)	28 %
Aldrich,Cathleen	Reading	23 %
Alexander,Frances V.	Accounting	20 %
Amir,Yael A.	Coordinator-Instruct LAB	10 %
Anapolsky,Carol S.	Digital Media	21 %
Anapolsky,Carol S.	Computer Graphics and Digital Imagery	21 %
Anderson,Jared A.	Speech Communication	40 %
Anderson,Kristen M.	Film History and Criticism	20 %
Angel,Jodelle R.	English	20 %
Angel,Jodelle R.	Creative Writing	20 %
Angello,James J.	Painting & Drawing	28 %
Anzini-Varesio,Rosemary	Sociology	20 %
Arack,James N.	Psychology, General	59 %
Argent,Gala A.	Anthropology	20 %
Armstrong,Charles H.	Physics, General	36 %
Ashe,Chipo C.	Academic Guidance	20 %
Ashe,Chipo C.	Counselor	2 %
Astarte,Sarah I	Psychology, General	40 %
** (A2) Austin,April J.	Librarian	15 %
Avramenko,Liliana P.	Russian	27 %
Babb,Danielle L.	Software Applications	35 %
** (A5) Bair,Lewis E	Software Applications	53 %
Barela,Eva E.	Spanish	53 %
** (A5) Barrett,James M.	Economics	20 %
Barry,Anna Marie	Health Occupations, General	20 %
Bastian,Gregory A.	Business and Commerce, General	20 %
Batarseh,Joseph M.	Arabic	33 %
Batarseh,Joseph M.	History	20 %
Beatrice,Gabrielle	Commercial Music	20 %
Beck-Wegner,Noemi	Psychology, General	20 %
Bella,Cheryl B.	Sign Language	53 %
Bennett,Gary N.	Computer Networking	52 %
Beyrer,Kimberlee M.D.	Counselor	23 %
Boyd,Rebecca M.	Librarian	29 %
Bratton,Clayton G.	Physics, General	16 %
Bratton,Clayton G.	Astronomy	40 %
Braun,Regina J	Counselor	2 %
Braun,Regina J	Counselor	10 %
Briel,Mariah C.	Fine Arts, General	20 %
Bruce,Kathleen E	Speech Communication	40 %
Buchanan-Cello,Shelly A.	Library Science, General	20 %
** (A1) Caballero Talavera,Nicolas	Psychology, General	20 %
** (A1) Caballero Talavera,Nicolas	Ethnic and Cultural Studies	20 %
Cardenas,Theresa M.	Counselor	34 %
Cardenas,Theresa M.	Counselor	6 %
Carney,Diane	Biology, General	20 %
** (A1) Carter,Kathy A.	Child Development/Early Care and Educatio	20 %
Caselli,Nancy A.	Speech Communication	60 %
Castillo,Enrique M.	Spanish	27 %
Caviness,Richard L.	Mathematics, General	52 %
Chambers,Kelly C.	Counselor	2 %
** (B2) Chapek,Carl W.	Information Technology, General	20 %
Chave,Joshua J.	Counselor	23 %

FTE appearing as 0% for the current or upcoming semester is pending determination of assignment / load. FTE in previous semesters will appear as 1% for assignments between 0% and 1%. \* = New Employee \*\* = Returning Employee

Employees hired under equivalency criteria pursuant to Ed. Code Section 87359, Title V, Section 53430(a), and Board Policy 5123 will be identified as follows: A1;A3;A4;B1;B2;B3;B4=Experience / Education | A2 = Education | A5;B5 = Experience



**TEMPORARY, PART-TIME EMPLOYEES Spring 2021**  
**Sacramento City College**

<u>Name</u>	<u>Subject</u>	<u>FTE</u>
Chavez,Lauren S.	Anthropology	16 %
Cheung,Joseph L.	Computer Infrastructure and Support	28 %
Cheung,Joseph L.	Computer Networking	28 %
Cho,Eun L.	Painting & Drawing	57 %
Clark,Terri A.	Librarian	41 %
Constantine,John H.	Economics	20 %
** (A5) Cook,Danita G.	Applied Photography	57 %
Costa,Martel E.	Registered Nursing	38 %
** (B5) Crail,Charr P.	Multimedia	21 %
** (B5) Crail,Charr P.	Computer Graphics and Digital Imagery	42 %
Crain,Michael R.	Music	20 %
Dailey,James G	Environmental Control Technology (HVAC)	28 %
Dang,Tina G.	Counselor	11 %
Dang,Tina G.	Counselor	4 %
Daniels,Lisa M	Health Occupations, General	20 %
** (A5) Dao,Thanh-Thuy N.	Computer Information Systems	35 %
Davila,Heidi L.	Counselor	10 %
Davis,Kenneth A.	Drafting Technology	28 %
De Maria,Jacqueline R.	Psychology, General	40 %
** (A2) DeLappe,Lori A.	Dramatic Arts	60 %
Diaz-Gastelum,Gloria	Spanish	53 %
Dicus,Michelle M.	Chemistry, General	59 %
Diehl,Nicholas J.	Philosophy	60 %
Dilley,Paul J.	History	40 %
Dokes,Eugene E.	Office Technology/Office Computer Applicati	60 %
Dougherty,John J.	Ethnic and Cultural Studies	60 %
Eakins,Robert G.	English	20 %
Earle,Robert E	Geography	20 %
Earle,Robert E	Geographic Information Systems	22 %
Easley,Kevin M	Sociology	20 %
Edwinson,Shawn A.	Child Development/Early Care and Educatio	20 %
Eifler,Tristan T.	Chemistry, General	20 %
Etting,Stephanie F	Anthropology	56 %
Fairchild,Sheryl D.	Women's Studies	20 %
Farrelly,Joseph T.	Sociology	40 %
Fayko,Robyn E.	Anthropology	56 %
Fore,Dana Y.	English	20 %
Foreman Jr,Alaric F.	Speech Communication	20 %
Freeman,Ruth	Registered Nursing	61 %
French,Catherine A.	English	20 %
Frisby,Ianna N.	Art	28 %
Gaffaney,Timothy J.	Political Science	40 %
Galvan,Erika N.	Counselor	2 %
Gamero Jauregui,Hector E.	Engineering, General	20 %
Gander,Therese A.	Mathematics, General	27 %
Garboushian,Maida Y.	Counselor	31 %
Garcia-Keegan,Bernard J.A.M	Speech Communication	20 %
Gates,Jennine E.	Dental Hygienist	54 %
Geddis,Maurice A.	Counselor	16 %
Gelotte,Danielle	Counselor	3 %
Glynn,Harley A.	Commercial Music	20 %
Goldsmith,Maryll R.	Music	32 %
Gooley-Carson,Aryana P.	Speech Communication	40 %

FTE appearing as 0% for the current or upcoming semester is pending determination of assignment / load. FTE in previous semesters will appear as 1% for assignments between 0% and 1%. \* = New Employee \*\* = Returning Employee

Employees hired under equivalency criteria pursuant to Ed. Code Section 87359, Title V, Section 53430(a), and Board Policy 5123 will be identified as follows: A1;A3;A4;B1;B2;B3;B4=Experience / Education | A2 = Education | A5;B5 = Experience

**TEMPORARY, PART-TIME EMPLOYEES Spring 2021**  
**Sacramento City College**

<u>Name</u>	<u>Subject</u>	<u>FTE</u>
Gordon, Henry P.	Library Technician (Aide)	7 %
Grady, Kevin R.	Learning Skills, Learning Disabled	22 %
Graham, Reginald A.	Music	32 %
** (A5) Grasso, Matthew A.	Music	18 %
Graves, Sherri D.	Biology, General	40 %
Graves, Sherri D.	Natural History	5 %
Graves, Sherri D.	Physiology (Includes Anatomy)	20 %
Gregory MacMillan, Marcella S.	Japanese	53 %
Gutierrez, Jennifer L.	Other Humanities	20 %
Gutowsky, Edward A.	English	20 %
Hamilton, Timothy S.	History	40 %
Handy, Kimberly A.	Business and Commerce, General	60 %
Hansen, Eric C.	Natural History	26 %
Haroyan, Satenik	Mathematics, General	47 %
Harris, Richard A.	Administration of Justice	40 %
Heisinger, Kurt D.	Accounting	20 %
Hernandez Martinez, Crystal	Counselor	36 %
Hill, Deirdre R.	Counselor	45 %
Hoover, Jeffrey L.	Music	32 %
Howe, Judith D.	Librarian	50 %
Howland, Brandon Alex	Physiology (Includes Anatomy)	52 %
Huddleston, Robert G.	Computer Programming	35 %
Hughes, Jonathan G.G.	Microbiology	20 %
Hung, Gary W.	Counselor	24 %
Hung, Gary W.	Counselor	13 %
Hur, Soon S.	Asian (Chinese and Japanese excluded)	27 %
Imagine, Eve M.	English	20 %
** (A2) Imai, Stephen T.	Chemistry, General	52 %
Jackson, Angela M.	Computer Graphics and Digital Imagery	21 %
Jackson, Angela M.	Coordinator-Instruct LAB	33 %
Jackson, Jillian J	Geography	36 %
Jackson, Lorraine C.	Cosmetology and Barbering	13 %
Jeppeson, Marsha S.	Speech Communication	40 %
Johansen, Trine B.	Anthropology	56 %
Johnson, Samuel D.	Speech Communication	60 %
Johnson-Arthur, Camille	Sociology	20 %
Jones, Amy Rebecca	Psychology, General	40 %
Jones, Amy Rebecca	Academic Guidance	20 %
Jones, Amy Rebecca	Counselor	7 %
Jones, Erica Leigh	Geography	52 %
Jones, Yuriko	Physics, General	64 %
Kahl, Timothy J.	English	20 %
Kalar, Barry D.	Administration of Justice	60 %
Kang, Rachel E.	Music	40 %
Kaufman, Cheryl A.	Business and Commerce, General	20 %
Kaufman, Jonathon L	Electronic Game Design	21 %
Kehew, Julia K.	History	60 %
Kehl, Anthony J.	Physical Education	15 %
Khan, Banafshae	Speech Communication	60 %
Khoshsefat, Joshua R.	Nursing	27 %
** (A5) Kiehn, Kenneth	English	20 %
Kiel, Jeannette L.W.	Psychology, General	20 %
Kiel, Jeannette L.W.	Women's Studies	40 %

FTE appearing as 0% for the current or upcoming semester is pending determination of assignment / load. FTE in previous semesters will appear as 1% for assignments between 0% and 1%. \* = New Employee \*\* = Returning Employee

Employees hired under equivalency criteria pursuant to Ed. Code Section 87359, Title V, Section 53430(a), and Board Policy 5123 will be identified as follows: A1;A3;A4;B1;B2;B3;B4=Experience / Education | A2 = Education | A5;B5 = Experience

**TEMPORARY, PART-TIME EMPLOYEES Spring 2021**  
**Sacramento City College**

<u>Name</u>	<u>Subject</u>	<u>FTE</u>
Kiernan, Tim C.	Intercollegiate Athletics	49 %
Kjos, Troy A.	Physiology (Includes Anatomy)	40 %
Knowles, Deborah J. F.	Student Government	22 %
Kolesnikov, Veronika	Child Development/Early Care and Educatio	20 %
Korn, Madeline A.	Fashion	28 %
Korp, Diana R.	Dental Hygienist	54 %
** (A5) Krumm, Helen T.	English	20 %
Kumagai, Mizue	Japanese	27 %
Kuwamoto, Jill	Fashion Design	28 %
Laczko, Kaitlyn R	Speech Communication	40 %
Lagunas-Carvacho, Magaly A.	Spanish	53 %
Lainez, Paulina	Speech Communication	20 %
Lawrence Jr, Charles E.	Counselor	28 %
Lawrence Jr, Charles E.	Counselor	2 %
Lee, Pao	Counselor	52 %
Lee, Pao	Counselor	13 %
Lee, Pao	Counselor	1 %
Lewis, Lysha J.	Sociology	20 %
Li, Xiaoli	Library Technician (Aide)	20 %
Liu, Steve S.	Chinese	27 %
Livas, Melinda M.	Library Technician (Aide)	13 %
Livas, Melinda M.	Librarian	20 %
Logan, Jason K.	Sociology	40 %
Lothrop, Joshua L	Nursing	61 %
Louie, Brandon P	Sociology	20 %
Lynch, Blair N.	Psychology, General	20 %
Mach, Kristy	Nursing	50 %
Madrigal, Abraham	Counselor	53 %
Madrigal, Abraham	Counselor	6 %
Manna, Wendy	Occupational Therapy Technology	6 %
Mannon, Susan E.	Sociology	20 %
Mao, Alvin W.	Chemistry, General	41 %
Marie, Heidi M.	Drafting Technology	28 %
Marshall, Jessica A.	Anthropology	16 %
Mayol, Glenn	Intercollegiate Athletics	45 %
McCann Lawson, Kim	Dramatic Arts	30 %
McClellan-Morehouse, Martha Harriet	Counselor	16 %
McDaniel, Arrickia R.	Academic Guidance	20 %
McDaniel, Arrickia R.	Counselor	6 %
Mehadi, Ahmed	Chemistry, General	63 %
Mendoza, Nicole C.	Psychology, General	20 %
Miller, Matthew K.	Dramatic Arts	30 %
Miramontes Quinones, David M	Academic Guidance	40 %
Mo, Melody H.	Chinese	27 %
Mohrmann, Peter R.	Dramatic Arts	20 %
Molson, Stephene M	Nursing	65 %
Moore, Thomas G.	Information Technology, General	47 %
Morioka, Kristi A	Speech Communication	40 %
Moylan-Aube, Joanne E.	Psychology, General	40 %
Mukherjee, Sharmila	Chemistry, General	52 %
Mullen, Sara M.	Psychology, General	40 %
Murphy, Charlynn M.	Child Development/Early Care and Educatio	40 %
Naify, James F.	Philosophy	40 %

FTE appearing as 0% for the current or upcoming semester is pending determination of assignment / load. FTE in previous semesters will appear as 1% for assignments between 0% and 1%. \* = New Employee \*\* = Returning Employee

Employees hired under equivalency criteria pursuant to Ed. Code Section 87359, Title V, Section 53430(a), and Board Policy 5123 will be identified as follows: A1;A3;A4;B1;B2;B3;B4=Experience / Education | A2 = Education | A5;B5 = Experience

**TEMPORARY, PART-TIME EMPLOYEES Spring 2021**  
**Sacramento City College**

<u>Name</u>	<u>Subject</u>	<u>FTE</u>
Nasiri,Melekeh	Chemistry, General	59 %
Navarro,Marcey S	Psychology, General	20 %
Neil,Richard R.	Geography	56 %
Neilson,Wendy N.	Occupational Therapy Technology	7 %
Nguyen,Alfonso K.	Counselor	4 %
Nguyen,Cuong	Counselor	2 %
Nguyen,Thanh H.	Accounting	20 %
Nicholson,Joy Christine	Dramatic Arts	40 %
Niyati,Fatemeh	Chemistry, General	52 %
Norman,Janith A	Business Administration	20 %
O'Neal-Watts,Jennifer Lee	Library Technician (Aide)	13 %
O'Neal-Watts,Jennifer Lee	Librarian	14 %
Otsuki,Andrew L.	Chemistry, General	64 %
Otto,Anna M.	Family Studies	40 %
Passal,Steven R.	English	20 %
Peeters-Graehl,Launa A.	Psychology, General	20 %
Perkins,Brett T.	English	20 %
Perkins,Justin	Speech Communication	60 %
Pettler,Janelle S.	Coordinator	14 %
Piskun,Yelena	Counselor	39 %
Poon,Alexia V.	Intercollegiate Athletics	49 %
Prilepina,Tamara F.	Mathematics, General	45 %
Reach,Lorna J.	Counselor	40 %
Reiche,Jeremy J.	Fashion Production	28 %
Reid-Cramer,Randell W.	Cosmetology and Barbering	19 %
Rendon Hall,Velma	Cosmetology and Barbering	33 %
Rickgauer,Donald R.	Psychology, General	49 %
Robbins,Destiny J	Counselor	2 %
Roberts,Cheryle Lynn	Sociology	20 %
Roberts-Eccles,Deborah C.	ESL Speaking/Listening	20 %
Robinson,Curtis J.	Geography	40 %
Robinson,Matthew P.	Music	32 %
Rosen-Aydlett,Lisa	Family Studies	40 %
Russell,Matthew B.	Spanish	27 %
Sala,Alina	Counselor	9 %
** (A2) Salazar,Rosalinda R.	English	20 %
Sanchez,Rafael	English	27 %
Sandoval,Priscilla Maria	Sociology	20 %
Schemel,Nathan C.	Film Studies	40 %
Schumacher,Robert J.	Art	28 %
Schumacher,Robert J.	Painting & Drawing	28 %
Schwartz,Steven D.	Anthropology	36 %
Seely,Megan E.	Sociology	20 %
Sekhon,Manjit K.	Other Foreign Languages	27 %
Shatwell,Jamie E.	Sign Language	53 %
Sheldon,Shara A.	Nutrition, Foods, and Culinary Arts	40 %
Sher,Adrienne R.	Dramatic Arts	20 %
Shull,Leslie C.	Business and Commerce, General	20 %
Shull,Leslie C.	Real Estate	20 %
Simmons,Trenton C.	Psychology, General	20 %
Sotelo,Justin B.	Applied Photography	14 %
Spears,Estelita L.	General Work Experience	20 %
** (A5) Spruce-Veatch,L Renee	English	20 %

FTE appearing as 0% for the current or upcoming semester is pending determination of assignment / load. FTE in previous semesters will appear as 1% for assignments between 0% and 1%. \* = New Employee \*\* = Returning Employee

Employees hired under equivalency criteria pursuant to Ed. Code Section 87359, Title V, Section 53430(a), and Board Policy 5123 will be identified as follows: A1;A3;A4;B1;B2;B3;B4=Experience / Education | A2 = Education | A5;B5 = Experience

**TEMPORARY, PART-TIME EMPLOYEES Spring 2021**  
**Sacramento City College**

<u>Name</u>	<u>Subject</u>	<u>FTE</u>
** (B3) Steele, Marlene M.	Health Occupations, General	40 %
** (B3) Steele, Marlene M.	Occupational Therapy Technology	11 %
** (A2) Stem, Melissa A.	French	27 %
Sterba, Elizabeth M.	Sociology	20 %
Stimers, Dennis G.	English	20 %
Stofle, Richard L.	Film Production	40 %
Stofle, Richard L.	Dramatic Arts	10 %
Storms, Natascha	Anthropology	56 %
Studyvin, Stephen D.	Animation	62 %
Suy, Shaun	Counselor	18 %
Suy, Shaun	Counselor	17 %
** (A5) Swafford, Derek L.	Academic Guidance	20 %
** (A5) Swafford, Derek L.	Counselor	8 %
** (A5) Taheri, Mansour	Engineering, General	40 %
** (B5) Talle, Tricia	Coordinator-Instruct LAB	50 %
Testeza, Tess	Spanish	27 %
Teyie, Daphne M	Registered Nursing	58 %
Tharalson, Julie A.	Nutrition, Foods, and Culinary Arts	45 %
Thornton-Sides, Allyson M.	Speech Communication	40 %
Thorpe, Wade S.	Administration of Justice	20 %
Tittle, Matt G	English	27 %
Trunnelle, Kelly J.	Chemistry, General	52 %
Tubra, Timothy D.	Physical Therapy Assistant	10 %
Upton Benton, Tyffani A.	Speech Communication	60 %
Uram, Peter	Mathematics, General	53 %
VanAcker, Gregory	Software Applications	18 %
Vermeire, Adam A.	Painting & Drawing	28 %
Villec, John Lee	Commercial Music	63 %
Wagner, Erica L.	Biology, General	32 %
Wagner, Erica L.	Physiology (Includes Anatomy)	20 %
Wagner, Michelle D.	Coordinator-Instruct LAB	9 %
Walker, Jeffrey M.	Drafting Technology	43 %
Walker, Sarah E.	Community Health Care Worker	23 %
Wallace, Jason	English	20 %
Waltz, Thomas W.	Administration of Justice	20 %
Ward-Richardson, Joycelyn M.	Child Development/Early Care and Educatio	20 %
Weatherspoon, Lorraine	Child Development/Early Care and Educatio	20 %
Wergeland, Kari A.	Library Science, General	7 %
Wergeland, Kari A.	Librarian	35 %
White, Daniel E.	Business and Commerce, General	20 %
Williams, Alton N.	Sociology	20 %
Williams, Angelo A.	Sociology	40 %
Williams, Jasmine S.	Speech Communication	40 %
Wilusz, John P.	Engineering, General	35 %
Wiseman, Maury I.	History	40 %
Wong, Malcolm E.	Mathematics, General	33 %
Wood, Eric S.	Art	57 %
** (A1) Wrenn, Robert Alan	Music	40 %
Wright, Stanley A.	Wildlife and Fisheries	20 %
Wright, Stanley A.	Microbiology	20 %
Wright, Stanley A.	Natural History	27 %
** (A1) Wright, Tatyana N.	Counselor	30 %
** (A1) Wright, Tatyana N.	Counselor	12 %

FTE appearing as 0% for the current or upcoming semester is pending determination of assignment / load. FTE in previous semesters will appear as 1% for assignments between 0% and 1%.      \* = New Employee      \*\* = Returning Employee

Employees hired under equivalency criteria pursuant to Ed. Code Section 87359, Title V, Section 53430(a), and Board Policy 5123 will be identified as follows: A1;A3;A4;B1;B2;B3;B4=Experience / Education | A2 = Education | A5;B5 = Experience

**TEMPORARY, PART-TIME EMPLOYEES Spring 2021**  
**Sacramento City College**

<u>Name</u>	<u>Subject</u>	<u>FTE</u>
Wyckoff,Bryan William Tyler	Speech Communication	20 %
Yapundich,Diane M.	Political Science	40 %
Youngblood,Brandon S.	Psychology, General	40 %
Zambello,Giancarlo	Psychology, General	20 %
Zanartu,Luis A.	Sociology	40 %
Zapanta,Kamie V.	Counselor	4 %
Zeimet,Lois M.	Psychology, General	40 %
Zheng-Dobbs,Tan Yi	Japanese	53 %
Zimmerman,Lance C.	Physiology (Includes Anatomy)	52 %

**REGULAR EMPLOYEES - OVERLOAD ASSIGNMENTS Spring 2021**  
**American River College**

<u>Name</u>	<u>Subject</u>	<u>FTE</u>
Abdul,Alisher S.	Mathematics, General	53 %
** (A1) Afonso,Paulo M.J.	Astronomy	32 %
Ahmadi,Al	Telecommunications Technology	20 %
Alexander,Carie D.	Counselor	30 %
Andre,Susan	Job Seeking/Changing Skills	13 %
** (A2) Angelone,Michael A.	English	33 %
** (A2) Angelone,Michael A.	Creative Writing	5 %
Arrieta Katzorke,Corinne L.	Spanish	27 %
Auyeung,Tak	Computer Programming	30 %
Bennett,Heidi Jillen-Fuller	Business Administration	20 %
Bertoglio,Nancy A.	English	13 %
Bovard,Victoria A.	Psychology, General	40 %
Bradshaw,Kathryn G.	Physiology (Includes Anatomy)	16 %
** (A1) Caputo,Joseph C.	Mathematics, General	33 %
Chen,Chiuping	Economics	20 %
Chima Sanchez,Francisco	Mathematics, General	27 %
Chou,Susan S.	Child Development/Early Care and Educatio	20 %
Condos,Marc A.	Business Management	40 %
Condos,Rachna K.	Business and Commerce, General	40 %
Condos,Rachna K.	Business Management	20 %
** (A2) Dumais,Laurence W.	Software Applications	10 %
** (A2) Dumais,Laurence W.	Computer Networking	8 %
Eifertsen,Dyne C.	Music	45 %
Evangelisti,Fred C.	Electronics & Electric Technology	15 %
Fertel,Kristine D.	ESL Writing	40 %
Fong,Angela J.	Counselor	8 %
Fortman,Anita J.	Counselor	9 %
Gelfman,Linda R.	Ceramics	13 %
George,Gary Thomas	Electronics & Electric Technology	15 %
Giusti,Anthony R.	Nutrition, Foods, and Culinary Arts	20 %
** (A1) Gomez,Martin	Coordinator	20 %
Gonsalves,Jana L.	Nutrition, Foods, and Culinary Arts	60 %
Gonzalez,Robert J.	Business and Commerce, General	40 %
Gorre,Charissa E.	Administration of Justice	40 %
Gourdine,Traci L.	English	20 %
Halseth,Aileen L.	Mathematics, General	27 %
Halseth,Andrew W.	Mathematics, General	27 %
Hanstad,Janet A.	Microbiology	20 %

FTE appearing as 0% for the current or upcoming semester is pending determination of assignment / load. FTE in previous semesters will appear as 1% for assignments between 0% and 1%. \* = New Employee \*\* = Returning Employee

Employees hired under equivalency criteria pursuant to Ed. Code Section 87359, Title V, Section 53430(a), and Board Policy 5123 will be identified as follows: A1;A3;A4;B1;B2;B3;B4=Experience / Education | A2 = Education | A5;B5 = Experience

**REGULAR EMPLOYEES - OVERLOAD ASSIGNMENTS Spring 2021**  
**American River College**

<u>Name</u>	<u>Subject</u>	<u>FTE</u>
Hanstad,Janet A.	Study Skills	8 %
Hayes,Rebecca W.	Information Technology, General	20 %
Hayes,Rebecca W.	Software Applications	10 %
Heiser,Ceydy Berdon	Spanish	27 %
Hess,Krista E.	ESL Integrated	23 %
Holmes,Michael W.	Biology, General	32 %
Howard,Hugh H.	Geographic Information Systems	29 %
Hughes,Ralph E.	Music	38 %
Johnston,Diana L.	Non Instructional Assignment	20 %
Jones,Stanley M.	Landscape Design & Maintenance	20 %
Jones,Vincent W.	Mathematics, General	27 %
Jones,Vincent W.	Mathematics Skills	13 %
Kem-Rivera,Toladette	Counselor	18 %
Kiefer,Christian J.	English	40 %
Kinoshita,Rory M.	Mathematics, General	33 %
Kinuthia,Kamau F.	Economics	40 %
Lapierre,Arthur	Music	25 %
Limmaneeprasert,Oranit	ESL Writing	20 %
Logan,Thomas E.	English	40 %
Loucks,Stuart E.	Physics, General	52 %
** (A5) Lysinger,Diana	Russian	27 %
McCarroll,Sharleen M.	Mathematics, General	27 %
McKnight,Dana I.	Coordinator	17 %
Messer,Carter-Ryan	Mathematics, General	33 %
Messier,Christopher D.	Welding Technology	58 %
Mitchell,Emilie B.	Psychology, General	40 %
Moore,Christopher E.	Automotive Technology	7 %
Moore,Reyna C.	Academic Guidance	40 %
Moore,Reyna C.	Counselor	6 %
Nehrebecki,Helene R.	Mathematics, General	27 %
Nelson,Elizabeth L.	Psychology, General	20 %
Nelson,Jessica B.	Counselor	40 %
Palomares,Carmelita	Academic Guidance	10 %
Pico,Glenn A.	Mathematics, General	33 %
Pollard,Margaret P.	Accounting	47 %
Ramirez,Richard A.	Academic Guidance	10 %
** (B5) Reeves,Leslie	World Wide Web Administration	7 %
** (B5) Reeves,Leslie	Coordinator	53 %
Register,James M.	Mathematics, General	40 %
Reilly,Robin L.	Tax Studies	27 %
Reynolds,Laurinda	Gerontology	20 %
Rosario,Brian P.	Economics	20 %
Rose,Valarie M.	Mortuary Science	28 %
Rutaganira,Thomas	Mathematics, General	47 %
Sabzevary,Iraj	Information Technology, General	20 %
Sabzevary,Iraj	Computer Programming	15 %
Sabzevary,Iraj	Database Design and Administration	3 %
Sanchez,Brett A.	Mathematics, General	27 %
Sanchez,Brett A.	Mathematics Skills	13 %
Schuster,Randall O.	Drafting Technology	43 %
Scott,Margaret L.	Psychology, General	40 %
Shaukat,Kahkashan	Software Applications	8 %
Shaukat,Kahkashan	Computer Programming	27 %

FTE appearing as 0% for the current or upcoming semester is pending determination of assignment / load. FTE in previous semesters will appear as 1% for assignments between 0% and 1%. \* = New Employee \*\* = Returning Employee

Employees hired under equivalency criteria pursuant to Ed. Code Section 87359, Title V, Section 53430(a), and Board Policy 5123 will be identified as follows: A1;A3;A4;B1;B2;B3;B4=Experience / Education | A2 = Education | A5;B5 = Experience

**REGULAR EMPLOYEES - OVERLOAD ASSIGNMENTS Spring 2021****American River College**

<u>Name</u>	<u>Subject</u>	<u>FTE</u>
** (A2) Shimizu, Yujiro	Psychology, General	40 %
Shubb, Alisa M.	Speech Communication	40 %
Sichi, Cielo P.	Landscape Design & Maintenance	43 %
Silva, Nancy E.	Film Studies	20 %
Simpson, William C.	Physics, General	27 %
** (B2) Sjolund, Joe P.	Coordinator	54 %
Smith, Craig N.	Fine Arts, General	20 %
Squire, Martha A.	Library Science, General	13 %
** (A2) Stewart, Daniel N.	Chemistry, General	16 %
Stoehr, Matthew L.	Multimedia	15 %
Stoehr, Matthew L.	Animation	15 %
Thompson, Steven Dean	Music	42 %
Thomsen, Charles E.	Geography	20 %
Truong, Binh X.	Mathematics, General	33 %
Valcu, Sanda I.	ESL Writing	40 %
VanRegenmorter, Merlyn J.	Commercial Music	43 %
Vinsant, Denise T.	Counselor	14 %
Volz, Christopher J.	Physics, General	20 %
Volz, Christopher J.	Astronomy	20 %
Weissbart, Brian	Chemistry, General	64 %
Williamson, Kate C.	Library Science, General	7 %
Won, Dean K.	Study Skills	8 %
Wood, Patricia E.	Painting & Drawing	30 %
Yatsenko, Tatyana	Counselor	8 %
Young, Shih-Wen M.	Astronomy	20 %
Youngs, Cynthia	Reading	7 %
Zarzana, Linda	Chemistry, General	16 %

**REGULAR EMPLOYEES - OVERLOAD ASSIGNMENTS Spring 2021****Cosumnes River College**

<u>Name</u>	<u>Subject</u>	<u>FTE</u>
Andrews, David C.	Horticulture	20 %
Awad, Veneece	Pharmacy Technology	55 %
** (A1) Baca, Jorge	Mathematics, General	33 %
** (A5) Bahm, Naomi I.	Psychology, General	32 %
Beloglovsky, Miriam	Child Development Administration and Mana	13 %
** (A5) Beyrer, Gregory M.	History	20 %
** (A5) Beyrer, Gregory M.	Academic Guidance	7 %
Borth, Kristen L.	Health Information Technology	13 %
Burns, Cori B.	Medical Assisting	30 %
Butler, Patrick A.	Real Estate	47 %
Calamar, Jeanne M.	Adapted Physical Education	43 %
Chapman, Gregory Dennis	Computer Programming	35 %
Doan, Anna N.	Counselor	11 %
DuBray, Daniel T.	Speech Communication	20 %
Ellis, John J.	Architecture and Architectural Technology	8 %
Farley, Rhonda	ESL Speaking/Listening	20 %
Felkner, Patty A.	Photography	20 %
Felkner, Patty A.	Applied Photography	28 %
Fishman, Wendell	Computer Programming	27 %
Flynn, Martin D.	Technical Theater	13 %
Frazee, James C.	Psychology, General	40 %

FTE appearing as 0% for the current or upcoming semester is pending determination of assignment / load. FTE in previous semesters will appear as 1% for assignments between 0% and 1%. \* = New Employee \*\* = Returning Employee

Employees hired under equivalency criteria pursuant to Ed. Code Section 87359, Title V, Section 53430(a), and Board Policy 5123 will be identified as follows: A1;A3;A4;B1;B2;B3;B4=Experience / Education | A2 = Education | A5;B5 = Experience



**REGULAR EMPLOYEES - OVERLOAD ASSIGNMENTS Spring 2021**  
**Cosumnes River College**

<u>Name</u>	<u>Subject</u>	<u>FTE</u>
Frigm,Michael P.	Restaurant and Food Services Management	50 %
Garcia-Gomez,Yolanda	Coordinator	9 %
** (A5) George,Nyenbeku C.	Ethnic and Cultural Studies	20 %
Gorman,Gabriel D.	History	20 %
Granquist,Eric A.	Business Administration	40 %
Hagenburger, Timaree A.	Nutrition, Foods, and Culinary Arts	60 %
Harrell, Kim E.	Sign Language	27 %
Hoang, Linda	Mathematics, General	40 %
Huang, Chao-Jen	Computer Programming	60 %
Hubbard, Kristian H.	Fire Technology	40 %
Jones-Thomas, Brandy S.	Human Services	20 %
Kang, Mun K.	Radio and Television	20 %
Kang, Mun K.	Radio	13 %
Kimble, Jeffrey G.	Painting & Drawing	13 %
LaDue, Cheri L.	Health Education	20 %
Lewis Jr., Howard	Animal Science	20 %
Lopez, Efrain C.	Physics, General	47 %
Lugo, Donnisha C.	Sociology	20 %
Mapeso, Ray	Academic Guidance	20 %
Mathis, Jaqueline S.	Academic Guidance	40 %
Mayo, Kathryn J.	Applied Photography	43 %
McDowell, Stephen C.	Chemistry, General	47 %
Mederos, Lisa-Marie	Business and Commerce, General	20 %
Miller, Nathan D.	Speech Communication	20 %
Mojica, Edward	Architectural Drafting	15 %
Moreno, Camille	Mathematics, General	33 %
Moreno, Camille	Mathematics Skills	7 %
Morgan-Nance, Kathryn L.	Accounting	27 %
Mulhern, Jeannette L.	Child Development/Early Care and Educatio	13 %
Mulhern, Jeannette L.	Preschool Age Children	13 %
Muranaka, Brandon I.	Mathematics, General	30 %
Neff, Eric S.	Biology, General	20 %
Ninh, Thien-Huong T.	Ethnic and Cultural Studies	20 %
Ninh, Thien-Huong T.	Sociology	20 %
Osman, Mohammed	Information Technology, General	20 %
Osman, Mohammed	Software Applications	7 %
Panagakos, Anastasia N.	Anthropology	20 %
Pandey, Rajeev R.	Chemistry, General	36 %
Parilo, Margaret S.	Accounting	27 %
Parks, Lance M.	Information Technology, General	20 %
Parks, Lance M.	Computer Networking	17 %
Paskey, Amanda M.	Anthropology	20 %
Phan, Man	Business and Commerce, General	20 %
Phan, Man	Marketing & Distribution	20 %
Procsal, Amanda R.	Psychology, General	20 %
Reese, Shawn L.	Chemistry, General	64 %
Rodrigues, Matthew J.	Mathematics, General	33 %
Russell, Michael W.	Chemistry, General	32 %
Sage, Leslie C.	Fitness Trainer	20 %
Simpson, Roy W.	Mathematics, General	33 %
Torres, Christopher P.	Guidance	7 %
Torres, Christopher P.	Academic Guidance	20 %
Torres, Christopher P.	Counselor	7 %

FTE appearing as 0% for the current or upcoming semester is pending determination of assignment / load. FTE in previous semesters will appear as 1% for assignments between 0% and 1%. \* = New Employee \*\* = Returning Employee

Employees hired under equivalency criteria pursuant to Ed. Code Section 87359, Title V, Section 53430(a), and Board Policy 5123 will be identified as follows: A1;A3;A4;B1;B2;B3;B4=Experience / Education | A2 = Education | A5;B5 = Experience

**REGULAR EMPLOYEES - OVERLOAD ASSIGNMENTS Spring 2021**  
**Cosumnes River College**

<u>Name</u>	<u>Subject</u>	<u>FTE</u>
Torres,Christopher P.	Counselor	8 %
Torres,Gabriel S.	Spanish	60 %
** (A2) Trent,Anna K.	Fine Arts, General	20 %
Wagner,Lauren M.	Television (including combined TV/film/v	15 %
Weathers-Miguel, Lee L.	Counselor	14 %
Wheeler Abeyta,Sandra P.	Speech Communication	20 %
** (A2) Williams-Brito, Kimberly	Mathematics, General	33 %
Yarbrough,Michael	Mathematics, General	33 %
Yarbrough,Michael	Mathematics Skills	13 %
Zisk,Paul	Sociology	40 %

**REGULAR EMPLOYEES - OVERLOAD ASSIGNMENTS Spring 2021**  
**Folsom Lake College**

<u>Name</u>	<u>Subject</u>	<u>FTE</u>
Al Juboori,Suha H.	Computer Programming	27 %
Armbrust,Kimberly A.	Mathematics Skills	8 %
Brown,Krisi L.	Reading	7 %
Curran,Timothy M.	Mathematics, General	33 %
DeVilleville,Rebecca A.	Classics-Humanities	40 %
Eckman,Spencer A.	ESL Speaking/Listening	60 %
** (A5) Ellerman,Curtis H.	Business Administration	20 %
Estep Gompert,Gena D.	History	20 %
** (A1) Farrand,Brittney N.	English	30 %
Fowler,Caleb L.	Computer Programming	20 %
Giordano,Rose M.	Nutrition, Foods, and Culinary Arts	20 %
Grahlman,Amber H.	Physical Education	15 %
Greene,Calvin D.	Mathematics, General	27 %
Hale,Daniel R.	Physics, General	16 %
Hale,Daniel R.	Astronomy	30 %
Haug,Paula R.	Speech Communication	20 %
Hicks,Andrea J.	Speech Communication	20 %
Jensen,Wayne C.	Mathematics, General	33 %
Jensen,Wayne C.	Mathematics Skills	27 %
Johnson,Justin L.	Exercise Sciences/Physiology and Movemen	15 %
Jordan,Denis M.	Mathematics, General	33 %
Keller,Mary F.	Study Skills	8 %
Kraemer,Jennifer L.	Child Development/Early Care and Educatio	40 %
Lacy,David J.	English	13 %
Lennert,Michelle G.	Sign Language	27 %
Leung,Amy M.	Economics	60 %
Mahoney,Maximillian E.	Chemistry, General	32 %
Mollet,Alison V.	Physical Education	15 %
Mollet,Alison V.	Health Education	20 %
Moraga,Juan Carlos	Spanish	20 %
Mowrer,Richard P.	History	40 %
Oliveira da Silva,Debora	Nutrition, Foods, and Culinary Arts	20 %
Olsen,Marc C.	Mathematics, General	7 %
Olsen,Marc C.	Mathematics Skills	20 %
Prelip,Angela N.	Speech Communication	60 %
Price,Yvonne E.	English	13 %
Raskin,Samuel W.	Geology	20 %
Raskin,Samuel W.	Job Seeking/Changing Skills	7 %

FTE appearing as 0% for the current or upcoming semester is pending determination of assignment / load. FTE in previous semesters will appear as 1% for assignments between 0% and 1%. \* = New Employee \*\* = Returning Employee

Employees hired under equivalency criteria pursuant to Ed. Code Section 87359, Title V, Section 53430(a), and Board Policy 5123 will be identified as follows: A1;A3;A4;B1;B2;B3;B4=Experience / Education | A2 = Education | A5;B5 = Experience

**REGULAR EMPLOYEES - OVERLOAD ASSIGNMENTS Spring 2021**  
**Folsom Lake College**

<u>Name</u>	<u>Subject</u>	<u>FTE</u>
** (A1) Rauschkolb, Teresa N.	English	13 %
Ribaudo, Donald N.	Health Education	20 %
Sapra, Lisa M.	English	13 %
Siegfried, Daniel J.	English	20 %
** (A5) Smith, Carolyn D.	Business and Commerce, General	20 %
** (A5) Smith, Carolyn D.	Economics	40 %
Torrez, Matthew	Exercise Sciences/Physiology and Movemen	20 %
Tyler, Erica A.	Anthropology	20 %
** (A2) Wada, Eric B.	Botany, General	52 %
Watanabe, Matthew R.	Business Administration	20 %
West, Jimmy D.	Photography	28 %
** (A1) Worth, Debra N.	Exercise Sciences/Physiology and Movemen	13 %
** (A1) Worth, Debra N.	Anthropology	20 %

**REGULAR EMPLOYEES - OVERLOAD ASSIGNMENTS Spring 2021**  
**Sacramento City College**

<u>Name</u>	<u>Subject</u>	<u>FTE</u>
Adkins, Jason M.	Art	13 %
Allen, Randy K.	Journalism	10 %
Anderson, Catherine	Other Humanities	20 %
Anderson, Kevin M.	Computer Networking	33 %
Arya, Palwasha	Physiology (Includes Anatomy)	20 %
Atkins, Tonya M.	Chemistry, General	16 %
Barbaria, Miriam G.	Spanish	27 %
Belair, Diane M.	Counselor	1 %
Boguski, Mark E.	Sculpture	13 %
Bomberry, Deskaheh D.	Physical Fitness and Body Movement	15 %
** (B5) Bonawitz, Marcia C.	Cosmetology and Barbering	43 %
Borenstein, Jennifer G.	Economics	20 %
** (A5) Bui, Dinh N.	Academic Guidance	40 %
** (A5) Bui, Dinh N.	Counselor	12 %
Buonauro, John C.	Environmental Control Technology (HVAC)	13 %
Cantillo, Fernando F.	Computer Programming	55 %
Capaletti, Thomas D.	Other Engineering and Related Industrial Te	22 %
Carmazzi, Paul L.	Management Development & Supervision	20 %
Carmazzi, Paul L.	Physical Education	15 %
Carmazzi, Paul L.	Physical Fitness and Body Movement	5 %
Carmazzi, Paul L.	Health Education	20 %
Castagna, Christine N.	Geography	16 %
Chevraux-FitzHugh, Adrian L.	Sociology	28 %
Copely, Douglas M.	Physics, General	16 %
** (A2) Coppola, Jessica D.	Nutrition, Foods, and Culinary Arts	20 %
Costello, Linda D.	Accounting	47 %
Crandley, Patrick A.	Animation	21 %
Dale, Nicholas D.	Mathematics, General	13 %
De Guzman, Emmylou V.	Health Occupations, General	20 %
Delaini, David G.	Administration of Justice	20 %
Doonan, William F.	Anthropology	40 %
Frank, Paul E.	Political Science	40 %
Freas, Adam C.	Academic Guidance	40 %
Gales, Marques J.	Physical Education	15 %
Giovannetti, Lynne R.	Fashion Production	15 %

FTE appearing as 0% for the current or upcoming semester is pending determination of assignment / load. FTE in previous semesters will appear as 1% for assignments between 0% and 1%. \* = New Employee \*\* = Returning Employee

Employees hired under equivalency criteria pursuant to Ed. Code Section 87359, Title V, Section 53430(a), and Board Policy 5123 will be identified as follows: A1;A3;A4;B1;B2;B3;B4=Experience / Education | A2 = Education | A5;B5 = Experience

**REGULAR EMPLOYEES - OVERLOAD ASSIGNMENTS Spring 2021**  
**Sacramento City College**

<u>Name</u>	<u>Subject</u>	<u>FTE</u>
Goodchild,Rebecca D.	Librarian	20 %
Gould,Kelly L.	Administration of Justice	40 %
Greenwell,Andrea L.	Physiology (Includes Anatomy)	32 %
** (A5) Griffin,David A.	Physical Education	15 %
** (A5) Griffin,David A.	Health Education	10 %
Guzman,Sandra G.	Guidance	7 %
Guzman,Sandra G.	Academic Guidance	20 %
Haag,Janis L.	Creative Writing	20 %
** (B5) Handy,Mae F.	Cosmetology and Barbering	39 %
Hanson,Steven A.	Study Skills	5 %
Hernandez-Chaidez,Adan	Academic Guidance	40 %
Hodge,Tracey L.	General Work Experience	20 %
Huang,Ling	Chemistry, General	48 %
Hwang,Joel	Chemistry, General	16 %
Iredale,Michael J.	Nursing	16 %
Ishchuk,Alexandr A.	Chemistry, General	20 %
Jackson,Charisse I.	Licensed Vocational Nursing	20 %
Johnson,Illana	Archaeology	20 %
Jones,Andrew B.	Study Skills	10 %
Kaina,Abdelaziz	Computer Networking	52 %
Keys,Alan S.	Psychology, General	13 %
** (A1) Kirkpatrick,Nadine J.	Nutrition, Foods, and Culinary Arts	20 %
Knudson,Kandace M.	Coordinator	30 %
Little,Myra M.	Information Technology, General	40 %
Little,Myra M.	Computer Programming	8 %
Lopez,Antonio J.	Librarian	20 %
Lucien,Darreis V.	Nursing	13 %
Luera,Frank	Accounting	47 %
Maeda,Richard	Licensed Vocational Nursing	20 %
Malik,Jamil I.	Academic Guidance	20 %
Maloney,Lori Ann	Mathematics, General	20 %
Manriquez,Paul M.	Mathematics, General	27 %
** (A1) Manuel,Mara L.	Nursing	13 %
Marquez,Sabrina L.	Cosmetology and Barbering	39 %
Marshall,Doris F.	Licensed Vocational Nursing	20 %
** (B5) Masterson,Patricia J.	Sign Language	27 %
Mesa,Felicia B.	Registered Nursing	43 %
Miller,Nicholas B.	Sociology	60 %
Mom,Brian W.	Business Administration	20 %
Mom,Brian W.	Marketing & Distribution	20 %
Mukarram,Abida	Computer Networking	11 %
Newman Ritchards,Toni J.	Counselor	25 %
Ngassam,Valery N.	Physics, General	48 %
Nguyen,Anh H.	Academic Guidance	20 %
Nguyen,Anh H.	Counselor	4 %
Paden,Sylvia S.	Nursing	20 %
Parks,Karen D.	Software Applications	35 %
Paulson,Daniel I.	Music	22 %
Pease,Dyan S.	Business and Commerce, General	20 %
Perry,Laurie M.	Child Development/Early Care and Educatio	27 %
** (A1) Peterson,Terry P.	Sculpture	13 %
Petite,Lori M.	Speech Communication	40 %
Piedra,Erica A.	French	27 %

FTE appearing as 0% for the current or upcoming semester is pending determination of assignment / load. FTE in previous semesters will appear as 1% for assignments between 0% and 1%. \* = New Employee \*\* = Returning Employee

Employees hired under equivalency criteria pursuant to Ed. Code Section 87359, Title V, Section 53430(a), and Board Policy 5123 will be identified as follows: A1;A3;A4;B1;B2;B3;B4=Experience / Education | A2 = Education | A5;B5 = Experience

**REGULAR EMPLOYEES - OVERLOAD ASSIGNMENTS Spring 2021**  
**Sacramento City College**

<u>Name</u>	<u>Subject</u>	<u>FTE</u>
** (A2) Poe, Kathleen A.	Music	60 %
Polagruto, John A.	Nutrition, Foods, and Culinary Arts	10 %
** (A2) Polisenio, Michelle C.	Mathematics, General	27 %
Prado, JoAnna R.	ESL Writing	20 %
Prudhel, Bradley K.	Environmental Control Technology (HVAC)	7 %
Quandt, Timothy	Philosophy	20 %
Ramsey, Robert A.	Mathematics, General	27 %
Regalado, Maria Carmen	Psychology, General	60 %
Rice, Helen M.	Licensed Vocational Nursing	20 %
Richard Robicheau, Loretta J.	Psychology, General	20 %
Richard Robicheau, Loretta J.	Job Seeking/Changing Skills	7 %
Roberts, Joshua M.	English	20 %
Rodriguez, Tanya	Philosophy	20 %
Rohret, Valerie A.	Classics-Humanities	60 %
Romero Jr, Jesus	Mathematics, General	33 %
Rosenberger, Randy	Mathematics, General	33 %
Rowe, Stephanie A.	Accounting	53 %
Sarte, Jaime M.	Physiology (Includes Anatomy)	20 %
** (A2) Schutte, Matthew L.	Mathematics, General	33 %
Serafini, Lisa L.	Botany, General	13 %
Shearer, Kirt B.	Commercial Music	28 %
Shewa, Wondimagegn T.	Chemistry, General	53 %
Shiflet, Kurt J.	Music	38 %
Siu, Jennifer H.	Registered Nursing	26 %
** (A1) Spangler, Rachel I.	English	20 %
** (A2) Stanton, Kathryn J.	Geology	16 %
** (B5) Stevenson, Elizabeth	Job Seeking/Changing Skills	7 %
Stewart, Devoun R.	Chemistry, General	52 %
Strimling, Amy K.	Family Studies	20 %
Times, Kenneth J.	Academic Guidance	20 %
Triphon, Joann E.	Nursing	13 %
Tromborg, Chris T.	Psychology, General	20 %
Tuifua, Amelia S.	Academic Guidance	20 %
Wagner, Glennda G.	Nursing	44 %
** (A5) Walker, Dannie E.	Study Skills	10 %
Wang, Hsiao J.	Mathematics, General	27 %
Weinsheink, Shawn E.	Technical Theater	13 %
Weinsheink, Shawn E.	Dramatic Arts	20 %
Williams, Nichelle	Counselor	6 %
Williams, Nichelle	Counselor	1 %
Wilson, Emily J.	Art	13 %
Wong, Peter W.	Cosmetology and Barbering	39 %
Wyatt, David T.	Environmental Science	12 %
Wyatt, David T.	Natural History	26 %
Young, Robert W.	Film Studies	20 %
Zamora, Frank	Painting & Drawing	13 %
Zaragoza, Diana A.	Education, General	13 %
Zuercher, Connie A.	Physical Education	20 %
Zuercher, Connie A.	Health Education	20 %

FTE appearing as 0% for the current or upcoming semester is pending determination of assignment / load. FTE in previous semesters will appear as 1% for assignments between 0% and 1%. \* = New Employee \*\* = Returning Employee

Employees hired under equivalency criteria pursuant to Ed. Code Section 87359, Title V, Section 53430(a), and Board Policy 5123 will be identified as follows: A1;A3;A4;B1;B2;B3;B4=Experience / Education | A2 = Education | A5;B5 = Experience

## CLASSIFIED

**LEAVE(S) OF ABSENCE**

<u>Name</u>	<u>Position</u>	<u>Type of Leave</u>	<u>Assigned to</u>	<u>Effective Date(s)</u>
Taylor, Jennifer C.	Account Clerk III	Medical, 25%	FLC	07/01/20-07/06/21 (Revised)
Wyckoff, Bryan T.	Staff Resources Center Assistant	Personal, 22.8%	SCC	01/16/21-05/19/21

**RECLASSIFICATION(S)**

<u>Name</u>	<u>Proposed Position (Current Position)</u>	<u>Assigned to</u>	<u>Effective Date(s)</u>
Harman, Katrina M.	Lead Digital Communication Specialist (Digital Communications Specialist)	DO	11/30/20

**RESIGNATION(S)**

<u>Name</u>	<u>Position</u>	<u>Assigned to</u>	<u>Effective Date(s)</u>
Masika Wamala, Brenda	Student Personnel Assistant – Counseling	ARC	12/24/20
Treganza, Gary N.	Instructional Assistant – Food Services Management, 9 months	ARC	06/01/21

**RETIREMENT(S)**

<u>Name</u>	<u>Position</u>	<u>Assigned to</u>	<u>Effective Date(s)</u>
Arroyo, Vee D.	Admissions/Records Clerk I (After 15 years of regular service)	ARC	04/06/21
Bain, Rebecca Z.	Donor Relations Specialist (After 22+ years of regular service)	DO	12/31/20 (Revised)
Brushchenko, Aleksandr	Custodian (After 14+ years of regular service)	SCC	05/01/21
Hoffman, Marie A.	Instructional Assistant – Art (After 40 years of regular service)	ARC	05/22/21
Kozikowska, Barbara L.	Account Clerk II (After 19 years of regular service)	SCC	05/01/21
Silas, Ronald	Custodian (After 13+ years of regular service)	ARC	03/25/21

CLASSIFIED

**SEPARATION(S) OF SERVICE**

<u>Name</u>	<u>Position</u>	<u>Date</u>
Ruiz, Ruben I. (deceased)	Financial Aid Officer (21+ years of service)	01/22/21

Temporary Classified Employees  
 Education Code 88003 (Per AB 500)  
*The individuals listed below are generally working in short term, intermittent or interim assignments during the time frame designated,*

<u>Name</u>	<u>Title</u>	<u>Effective Date</u>	<u>End Date</u>
<u>American River College</u>			
Campbell, Elise N.	Clerk II	01/25/2021	06/30/2021
Carrigan, Richard B.	Assistant Coach	12/14/2020	06/30/2021
Cavalier, Summer D.	Special Projects	12/14/2020	06/30/2021
Crayne, Dawn D	Assistant Coach	12/14/2020	06/30/2021
Crow, Matthew C.	Special Projects	01/04/2021	06/30/2021
Flores, Stacy E.	Clerk I	01/25/2021	06/30/2021
Ford, Joshua J.	Assistant Coach	12/14/2020	06/30/2021
Gomes, Ryan C.	Assistant Coach	12/14/2020	06/30/2021
Hillman, George E	Clerk I	01/11/2021	06/30/2021
Just, Alyssa A	Clerk I	01/04/2021	06/30/2021
Kaplan, Mackenzie R.	Assistant Coach	12/14/2020	06/30/2021
Knight, Jessica	Intermediate Interpreter	01/01/2021	06/30/2021
Knudsen, Alex R.	Assistant Coach	01/19/2021	06/30/2021
Krestinskaia, Natalia	Clerk I	01/04/2021	06/30/2021
Lopez, Andy R.	Assistant Coach	12/14/2020	06/30/2021
Lopez, Jordan E.	Advanced Interpreter	01/01/2021	06/30/2021
Lorente, Michael R.	Assistant Coach	12/15/2020	06/30/2021
Marshall, Chris D.	Assistant Coach	12/14/2020	06/30/2021
Mason, Taylor V	DSP&S Clerk	01/02/2021	06/30/2021
McHolt, Joshua R.	Advanced Interpreter	01/01/2021	06/30/2021
Nabeta, Brian K.	Assistant Coach	12/15/2020	06/30/2021
Noori, Ramin	Clerk I	01/04/2021	06/30/2021
Ojima, Kelly C.	Intermediate Interpreter	01/02/2021	06/30/2021
Olson, Kristin L.	Athletic Trainer	12/14/2020	06/30/2021
Potrymai, Anastasiia	Financial Aid Clerk I	01/16/2021	06/30/2021
Readshaw, Kacie C	Student Personnel Assistant	12/08/2020	06/30/2021
Reid, Michael J.	Assistant Coach	01/19/2021	06/30/2021
Saldivar, Vinson J.	Student Personnel Assistant	01/04/2021	06/30/2021
Stupina, Elena	Financial Aid Clerk I	01/16/2021	06/30/2021
Taylor, Jason M.	Assistant Coach	12/14/2020	06/30/2021
Tran, Hong T.	Special Projects	01/26/2021	06/30/2021
Vancil, Preston L.	Assistant Coach	12/14/2020	06/30/2021
Zahedi Amrei, Roja	Financial Aid Clerk I	01/18/2021	06/30/2021
<u>Cosumnes River College</u>			
Amituanai, Dayed A.	Financial Aid Clerk I	01/04/2021	06/30/2021
Holden, Ebonie M.	Admissions/Records Clerk III	01/25/2021	06/30/2021
Luong, Denise	Asst. Financial Aid Officer	01/04/2021	06/30/2021



<u>Name</u>	<u>Title</u>	<u>Effective Date</u>	<u>End Date</u>
<u>Cosumnes River College (continued)</u>			
Vue, Tria	Student Personnel Assistant	12/01/2020	06/30/2021
Zepeda, Daniela A.	Outreach Specialist	01/04/2021	06/30/2021

District Office / Business and Economic Development Center / Facilities Management / Police Services

Bartlow, Austin R.	Campus Patrol	01/04/2021	06/30/2021
Booker, April L.	Clerk II	01/25/2021	06/30/2021
Harbor, Nathaniel L.	Campus Patrol	01/04/2021	06/30/2021
Riaz, Laaiba N.	Clerk II	02/01/2021	06/30/2021
Thorp, Emma C	Clerk II	01/25/2021	06/30/2021
Voskanyan, Epraksia	Clerk II	01/25/2021	06/30/2021
Voskanyan, Yester	Clerk II	01/25/2021	06/30/2021

Folsom Lake College

Abbasi, Chloe R.	Reader/Tutor	01/25/2021	06/30/2021
Balbuena, Caleb F	Assistant Coach	01/14/2021	06/30/2021
Duer, Paul	Special Projects	01/04/2021	06/30/2021
Haydn, Gerald A.	Special Projects	01/04/2021	06/30/2021
Hennessy, Cori N.	Special Projects	01/04/2021	06/30/2021
Hickey, Milena M.	Special Projects	01/04/2021	06/30/2021
Jauregui, Argelia	Student Personnel Assistant	01/25/2021	06/30/2021
Malone, Desiree	Special Projects	01/04/2021	06/30/2021
Romero, Cynthia A.	Special Projects	01/04/2021	06/30/2021
Sohl, Marlon S.	Financial Aid Clerk I	01/04/2021	06/30/2021



Sacramento City College

Berry, Lashonda	Student Personnel Assistant	01/04/2021	06/30/2021
Vaden, Mikaela V.	Assistant Coach	01/20/2021	06/30/2021
Wiggins, Michael A.	Assistant Coach	01/05/2021	06/30/2021

# LOS RIOS COMMUNITY COLLEGE DISTRICT

PRESENTED TO BOARD OF TRUSTEES

DATE: February 10, 2021

<b>SUBJECT:</b>	Board Policy Amendments: P-3123 Student Trustee Rights and Responsibilities; P-3221 Compensation and Reimbursement	ATTACHMENT: Yes	
		ENCLOSURE: None	
<b>AGENDA ITEM:</b>	First Reading Item A	TYPE OF BOARD CONSIDERATION:	
<b>RECOMMENDED BY:</b>	 Jacob Knapp, General Counsel	CONSENT/ROUTINE	
		FIRST READING	X
<b>APPROVED FOR CONSIDERATION:</b>	 Brian King, Chancellor	ACTION	
		INFORMATION	

**BACKGROUND:**

Education Code Section 72023.5(a) requires the board of trustees of each community college district to have at least one non-voting student member to be chosen by the students in a manner determined by the board. Education Code Section 72023.5(b)(3) provides that the Student Trustee may receive compensation for board service, at the discretion of the governing board, up to the amount allowed for elected board members.

Los Rios Board Policies provide for payment to the Student Trustee in two areas: (1) travel reimbursement/mileage while performing services on behalf of the District; and (2) a monthly stipend. The Student Trustee is also eligible for District health, medical, and dental insurance policies through plans adopted by the District.

Los Rios Board Policies provide for the Student Trustee to receive reimbursement for mileage in the same manner and to the same extent as other Board of Trustee members. Los Rios Board Policies set the Student Trustee stipend at seventy-five percent (75%) of the stipend received by elected members of the Board, and specifically except the Student Trustee from receiving the full amount allowed under the Education Code.

**STATUS:**

The proposed Policy amendments, if adopted, would provide the Student Trustee with a monthly stipend equal to other members of the Los Rios Board of Trustees. The Student Trustee would continue to be eligible for District health, medical and dental insurance and travel reimbursement/mileage in the same manner and to the same extent as other Board of Trustee members.

**RECOMMENDATION:**

The attached amendments to Board Policies P-3123 Student Trustee Rights and Responsibilities and P-3221 Compensation and Reimbursement are presented for first reading.

## 1.0 Rights and Privileges of the Student Trustee (Ed. Code, § 72023.5.)

- 1.1 The Student Trustee shall be acknowledged to have the following rights:
  - 1.1.1 The right to attend all meetings of the Los Rios Community College District Board of Trustees, except closed sessions.
  - 1.1.2 The right to be seated with the members of the Board of Trustees and to be recognized as a full member of the Board of Trustees at the meetings, including receiving all materials presented to the Board of Trustees members, except confidential materials and to participate in the questioning of witnesses and the discussion of issues with all parliamentary rights, except for the right to cast a binding vote.
  - 1.1.3 The right to make or second a motion to be acted upon by the Board of Trustees.
  - 1.1.4 The right to place items on the agenda to the same extent as other Board of Trustees members.
  - 1.1.5 The right to cast an advisory vote.
  - 1.1.6 The right to receive all health benefits provided by the District to other members of the Board of Trustees.
- 1.2 The Student Trustee may serve on committees appointed by the Board of Trustees, and consisting of Board of Trustees members.
- 1.3 The Student Trustee shall not serve as president of the Board of Trustees.
- 1.4 The Student Trustee shall not be included in determining the vote required to carry any measure before the Board of Trustees.
- 1.5 The Student Trustee shall not be liable for any acts of the Board of Trustees.
- 1.6 The Board of Trustees, by majority vote, may on a case by case basis permit the Student Trustee to attend closed sessions where the Student Trustee's input could be useful to the Board of Trustees.
- 1.7 The Student Trustee shall receive orientation and inservice regarding Board of Trustees procedures.

## 2.0 Responsibilities of the Student Trustee

- 2.1 The Student Trustee shall meet with the student association officers of the Colleges at the Student Advisory Committee meeting once each month. The Student Trustee will chair the Student Advisory Committee meetings.

- 2.1.1 If the Student Trustee is unable to attend the Student Advisory Committee meeting, the Student Trustee shall appoint a designee to chair the meeting.
- 2.2 The Student Trustee may make a brief report to the Board of Trustees at Board of Trustees meetings.
- 2.3 The Student Trustee shall keep the students informed through articles or a column in the various student newspapers on a regular basis.
- 2.4 The Student Trustee shall serve on committees as assigned by the Board of Trustees. (See P-3134.)
- 2.5 The Student Trustee is expected to read and become familiar with Los Rios Board Policies and Administrative Regulations.

### 3.0 Expenses

- 3.1 The Student Trustee shall receive reimbursement for mileage in the same manner and to the same extent as other Board of Trustees members.
- 3.2 When acting as a representative of the Board of Trustees or performing services directed by the Board of Trustees, the Student Trustee shall receive payment for travel expenses in accordance with the schedule for reimbursement, Administrative Regulation (R-8341), Section 3.0. Such travel assignments shall be limited to travel within the State of California.
- 3.3 The Student Trustee shall receive a monthly stipend equal to ~~seventy-five percent (75%) of~~ the stipend received by the members of the Board of Trustees elected through the general election processes in the State of California. This stipend shall be based on attendance at meetings as prescribed for the Board of Trustees in Board Policy (P-3221), Section 1.2. The Student Trustee does not attend closed sessions, and is not expected to attend Board of Trustees retreats or special Board of Trustees meetings which consist of only a closed session.

(Cross Reference P-3134)

LRCCD

Policy Adopted: 10/18/78  
 Policy Revised: 1/14/81; 2/17/82; 9/5/90; 4/17/91; 10/4/95; 6/4/97; 8/21/02; 12/15/10  
 Policy Reviewed: 12/15/10  
 Adm. Regulation: None

## 1.0 Remuneration (Ed. Code, § 72024)

### 1.1 Compensation for Services

- 1.1.1 Compensation for services rendered shall be determined by legal provisions governing such payment.
- 1.1.2 Each member of the Los Rios Community College District Board of Trustees, ~~except~~ including the Student Trustee, shall receive as compensation for services the full amount as provided for in Education Code, section 72024.
- 1.1.3 The Board of Trustees may increase the compensation beyond the limits delineated in this section, in an amount not to exceed five (5) percent based on the present monthly rate of compensation.

### 1.2 Absence from Meeting

- 1.2.1 Any Trustee who does not attend all meetings held by the Board of Trustees in any month may receive no more than a pro rata share of the number of meetings actually attended based upon the compensation established in section 1.1.2 above.
- 1.2.2 A Trustee shall be paid for any meeting when absent if the Board of Trustees adopts a resolution that at the time of the meeting the Trustee was performing other services for the Los Rios Community College District, was ill, was on jury duty, or the absence was due to a hardship deemed acceptable by the Board of Trustees. This Board of Trustees shall consider this resolution once a year for the prior year's meetings. Trustees that report an excused absence shall regularly receive compensation for the meeting(s) missed during the year; however, if an absence is deemed unexcused, the Trustee shall be required to reimburse the District for that absence.
- 1.2.3 A Trustee, including the Student Trustee, may be paid in any calendar year for the first two absences in a calendar year if the Board of Trustees adopts a resolution that, at the time of the meeting, the Trustee was ill, on jury duty, or the absence was due to a hardship deemed acceptable by the Board of Trustees.

### 1.3 Payment

- 1.3.1 Warrants for the payment to Trustees for services rendered shall be paid in the same manner as all other service is paid.

## 2.0 Reimbursement Authorization

- 2.1 The District provides the reimbursement of expenses incurred by Trustees for the following:
  - 2.1.1 Travel to and from Board of Trustees meetings.
  - 2.1.2 In-District travel to perform District business relating to assignments delegated by the Board of Trustees.
  - 2.1.3 Out-of-District travel and accommodations for conferences and professional meetings.
- 2.2 Authorization to attend meetings and to conduct District business shall be in accordance with approval given at the organization meeting held in conjunction with the first regular meeting in December each year.

## 3.0 Reimbursement Guidelines

- 3.1 A Trustee shall receive reimbursement for necessary and reasonable expenses as follows:
  - 3.1.1 Payment of mileage on personal cars for travel to and from Board of Trustees meetings shall be at the per mile reimbursement rate established by the Internal Revenue Code.
  - 3.1.2 Payment for in-District travel to perform District business relating to assignments delegated by the Board of Trustees shall be paid at a monthly rate. This payment shall be considered as reimbursement for mileage on personal cars and incidental expenses related to performance of assigned responsibilities. Monthly payment rates are as follows:
    - 3.1.2.1 Board of Trustees President: \$120.00 per month
    - 3.1.2.2 Board of Trustees Vice President: \$70.00 per month
    - 3.1.2.3 Trustee with a delegated assignment: \$60.00 per month
  - 3.1.3 Payment for travel related to attendance at official out-of-District conferences or professional meetings shall be in accordance with Administrative Regulation [R-8341](#).

## 4.0 Health and Dental Coverage

- 4.1 Coverage for health, medical, and dental insurance is provided for members of the Board of Trustees, including the Student Trustee, through plans adopted by the District.

- 4.2 The District makes a monthly contribution toward the cost of premiums in accordance with the contribution level for management employees.

## 5.0 Public Employees Retirement System (PERS)/Social Security

- 5.1 Trustees elected after July 1, 1994 are not eligible to participate in PERS (SB 53).
- 5.2 Trustees are automatically covered under Social Security and Medicare.

---

LRCCD

Policy Adopted: 11/18/64  
 Policy Revised: 12/5/73; 2/17/76; 9/14/77; 4/5/78; 1/16/80; 1/14/81; 2/17/82; 12/11/85;  
 5/4/88; 4/5/89; 9/6/89; 11/15/89; 4/17/91; 9/1/93; 6/4/97; 1/17/01; 4/19/06;  
 12/15/10; 2/11/15; 4/13/16; 10/18/17  
 Policy Reviewed: 4/13/16; 10/18/17  
 Adm. Regulation: None

# LOS RIOS COMMUNITY COLLEGE DISTRICT

PRESENTED TO BOARD OF TRUSTEES

DATE: February 10, 2021

<b>SUBJECT:</b>	Statement of Legislative Principles	ATTACHMENT: Yes	
		ENCLOSURE: None	
<b>AGENDA ITEM:</b>	First Reading Item B	TYPE OF BOARD CONSIDERATION:	
<b>RECOMMENDED BY:</b>	Mario Rodriguez, Vice Chancellor, Finance and Administration <i>MR</i>	CONSENT/ROUTINE	
		FIRST READING	X
<b>APPROVED FOR CONSIDERATION:</b>	Brian King, Chancellor <i>Brian King</i>	ACTION	
		INFORMATION	

**BACKGROUND:**

The Board of Trustees' Policy 3115 requires the Board to annually adopt a Statement of Legislative Principles.

**STATUS:**

The District's Strategic Plan remains the same and the legislative work that will further that plan remains largely the same. As a result, staff has not made any changes to the District's existing Statement of Legislative Principles.

**RECOMMENDATION:**

The draft Statement of Legislative Principles is submitted for the Board of Trustees' review and discussion. It is recommended that the Board of Trustees discuss the proposed draft and provide further direction for the approval of the final document at its next regular board meeting.



## LOS RIOS COMMUNITY COLLEGE DISTRICT BOARD OF TRUSTEES

### *Annual Statement of Legislative Principles*

This Statement of Legislative Principles is adopted by the Board of Trustees for the Los Rios Community College District on behalf of itself and its four separately accredited Colleges (American River College, Cosumnes River College, Folsom Lake College and Sacramento City College) under Board Policy P-3115. This Statement is intended to support the District's Strategic Goals: to establish effective pathways that optimize student access and success; to ensure equitable academic achievement across all racial, ethnic, socioeconomic and gender groups; to provide exemplary teaching and learning opportunities; to lead the region in workforce development; and to foster an outstanding working and learning environment.

This Statement of Legislative Principles provides guidelines for the Chancellor when addressing matters before the California Legislature and Congress, and constitutes the core principles guiding the development of the District's position on legislation.

The District shall not support or oppose legislation unless the outcome will have a significant effect on the District, its students or its employees. The District will remain neutral on most matters affecting local collective bargaining. However, the District will take appropriate positions where that legislation will have a material impact on the District. The District will remain neutral on matters affecting only another single district or small group of district(s), except where policy precedents, or resource allocations, have the significant potential of affecting the Los Rios Community College District or the California Community College System generally. Where issues are raised in the budget process, the District shall seek legislative support or opposition in accordance with the principles established in this document. Where legislation is likely to impede the policy principles set forth, the District is likely to oppose that legislation unless there are significant countervailing reasons.

The Board of Trustees' Legislative Principles align with the District's Vision, Mission, Values, Goals and Strategies, as enumerated in the District's Strategic Plan, as follows, but do not reflect every strategy under each goal area. The District will support those legislative efforts enumerated under each Goal.

#### 1. ESTABLISH EFFECTIVE PATHWAYS THAT OPTIMIZE STUDENT ACCESS AND SUCCESS.

- Obtain resources to support pathway programs.
- Implement appropriate measures to improve student success.
- Support the provision of comprehensive student support services.
- Strengthen the academic preparation of K-12 students to support success at a community college.
- Support collaborative efforts with four-year institutions designed to provide additional transfers for our students and legislation that promotes transfers.

- Support flexibility for dual enrollment and remove barriers as appropriate.
  - Expand student financial aid opportunities (including, but not limited to, Cal Grants and CA Promise Programs) that reduce the total costs of attending college for students.
  - Assist students with the application process for attending a community college and transferring to a four-year institution of higher education.
  - Support the enhancement of existing successful educational programs and the development of needed new programs
  - Support high quality online education while minimizing regulatory barriers and additional reporting requirements.
2. ENSURE EQUITABLE ACADEMIC ACHIEVEMENT ACROSS ALL RACIAL, ETHNIC, SOCIOECONOMIC AND GENDER GROUPS.
- Close the achievement gap.
  - Support the Dream Act and efforts to expand the institutional capacity for diversity.
  - Increase effective delivery of English, ESL and mathematics.
  - Enhance opportunities for underserved constituencies.
3. PROVIDE EXEMPLARY TEACHING AND LEARNING OPPORTUNITIES.
- Support professional development for faculty, staff and administrators that is designed to support student success inside and outside of the classroom.
4. LEAD THE REGION IN WORKFORCE DEVELOPMENT.
- Develop effective and relevant career and technical programs in collaboration with external partners.
  - Increase efforts that align career technical education curriculum and program development among community colleges, K-12 and industry.
  - Integrate community colleges in the Workforce Investment Board and provide for community college courses to qualify for state and federal funding of workforce development activities.
  - Support the efforts of the Los Rios Colleges Foundation in its efforts to develop additional funding resources for the District, Colleges, faculty, staff and students.
5. FOSTER AN OUTSTANDING WORKING AND LEARNING ENVIRONMENT.
- Maintain local authority and control in the administration of the District and its Colleges.
  - Maintain locally elected Board of Trustee governance in the administration of the District and its Colleges.

- Promote the health, safety and welfare of students, faculty, staff and administrators, including mental health.
- Support the District's and its Colleges' efforts to attract, recruit and retain the most qualified and diverse employees, and assure appropriate staffing levels.
- Support participatory decision making.
- Increase the District's efforts in sustainable practices, including energy and resource conservation, while retaining appropriate flexibility.
- Strengthen the District's ability to use its capital outlay, infrastructure bonds and property management funds efficiently.
- Support the elimination of duplicative and/or needless regulatory oversight and reporting obligations, and provide adequate funding for the oversight and reporting requirements that are necessary.
- Protect the fiscal integrity of the system.
- Support funding sustainable mechanisms for reducing the unfunded liability in the CalSTRS and the CalPERS programs.
- Support backfill of property tax shortfalls.
- Provide information and support for students, faculty, staff and administrators in the DACA programs to support inclusivity and ensure that the District and its Colleges remain a place where all students are provided with an opportunity to fulfill their educational goals and dreams.
- Support a model for alignment of accreditation that improves outcomes for our students.

# LOS RIOS COMMUNITY COLLEGE DISTRICT

PRESENTED TO BOARD OF TRUSTEES

DATE: February 10, 2021

<b>SUBJECT:</b>	2019-20 Annual Audit Reports	ATTACHMENT: None	
		ENCLOSURE: Audit Report	
<b>AGENDA ITEM:</b>	Action Item A	TYPE OF BOARD CONSIDERATION:	
<b>RECOMMENDED BY:</b>	Mario Rodriguez, Vice Chancellor <i>MR</i> Finance and Administration	CONSENT/ROUTINE	<input type="checkbox"/>
		FIRST READING	<input type="checkbox"/>
<b>APPROVED FOR CONSIDERATION:</b>	Brian King, Chancellor <i>Brian King</i>	ACTION	X
		INFORMATION	<input type="checkbox"/>

**BACKGROUND:**

Per Education Code § 84040, the governing board of each community college district shall provide for an annual audit of all funds, books, and accounts of the district in accordance with regulations of the Board of Governors. The audit shall be made by certified public accountants licensed by the California Board of Accountancy. The audit consists of the examination of the District's financial statements, a review of the systems of internal accounting controls, and a review of state and federal compliance areas mandated by the Federal Single Audit Act and the State Audit Manual. Pursuant to Title 5 CCR § 59106, each district governing board shall review the annual audit at a public meeting and submit the audit report to the California Community College Chancellor's Office. Due to the COVID-19 pandemic, the audit report submission deadline to the Chancellor's Office was extended to February 28, 2021.

Eide Bailly LLP completed the June 30, 2020 annual audits of the District, the June 30, 2020 annual financial and performance audits of the Measure A and Measure M bond funds, the June 30, 2019 annual audit of the retiree health benefits trust, and the June 30, 2020 annual audit of the Foundation. The audits were successfully completed without any significant deficiencies, material weaknesses, or findings for the ninth consecutive fiscal year.

A representative from Eide Bailly will be present to comment and respond to questions concerning the annual audits.

**RECOMMENDATION:**

It is recommended that the Board of Trustees receive the annual audits for the 2019-20 fiscal year.

# LOS RIOS COMMUNITY COLLEGE DISTRICT

PRESENTED TO BOARD OF TRUSTEES

DATE: February 10, 2021

<b>SUBJECT:</b>	2021-22 Nonresident Tuition and Student Capital Outlay Fees	ATTACHMENT: Yes	
		ENCLOSURE: None	
<b>AGENDA ITEM:</b>	Action Item B	TYPE OF BOARD CONSIDERATION:	
<b>RECOMMENDED BY:</b>	Mario Rodriguez, Vice Chancellor Finance and Administration <span style="float: right;"><i>UyPz</i></span>	CONSENT/ROUTINE	
		FIRST READING	
<b>APPROVED FOR CONSIDERATION:</b>	Brian King, Chancellor <span style="float: right;"><i>Brian King</i></span>	ACTION	X
		INFORMATION	

**BACKGROUND:**

Education Code 76140 requires governing boards to establish a nonresident tuition fee for the succeeding fiscal year no later than March 1<sup>st</sup> of each year. Since the District does not receive any State funds for the education of out-of-state and international students, the District is required to assess these students for the cost of their education.

As prescribed in statute, the governing board may choose between these six (6) specified fee calculation options:

1. Los Rios' Current Expense for Education (CEE) per unit of Full-Time Equivalent Students (FTES) for 2019-20, increased by the projected compounded factor for the increase in the U.S. Consumer Price Index (USCPI) for the current and succeeding fiscal years (two-year-period).
2. The statewide average CEE per unit of FTES (2019-20) increased by the two-year projected USCPI increase.
3. A unit rate no greater than a contiguous district's established rate.
4. A unit rate greater than the statewide average and less than the district's calculated rate. (This option is only available to districts whose calculated rate is greater than the statewide average rate.)
5. Highest statewide calculated average rate for the succeeding, current and the past four years (highest calculated rate during these six years).
6. No more than the average of the nonresident tuition fees of public community colleges in no less than 12 states that are comparable to California in cost of living.

Districts may also elect to charge a capital outlay fee to nonresident students.

The District's 2020-21 nonresident tuition is \$290 per unit and the 2020-21 capital outlay fee is \$17 per unit.

**STATUS:**

A. The calculated 2021-22 nonresident tuition rate per the six options above are:

- |  |       |
|--|-------|
| 1. Los Rios Current Expense of Education (CEE), per unit   | \$328 |
| 2. Statewide average CEE unit rate   | \$307 |
| 3. No more than a contiguous district’s established rate, or as recommended to its governing board ( <i>additional information below</i> )           | n/a   |
| 4. Any rate greater than option 2 and less than option 1   |       |
| 5. Highest of the statewide calculated average rates for last six years (2016-17 to 2021-22)   | \$307 |
| 6. No more than the average of the nonresident tuition fees of public community colleges in no less than 12 comparable states (calculated by CCCCCO) | \$365 |

<u>Option 3</u>	<u>Nonresident Tuition</u>	
	<u>Current Rate</u> <u>(2020-21)</u>	<u>Proposed Rate</u> <u>(2021-22)</u>
<u>Contiguous Districts</u>		
Lake Tahoe	\$290*	TBD*
San Joaquin Delta	\$278	TBD
Sierra Joint	\$290	TBD
Solano County	\$272	TBD
Yuba	\$280	TBD

\*Semester-equivalent unit rate, converted from the actual quarterly unit rate.

The rates proposed for 2021-22 by contiguous districts were not available at the time the agenda was prepared.

Since at least 2011-12, the Board has adopted nonresident tuition rates based upon option 5. In some years, more than one option may yield the same result but option 5 is the most consistent as far as being reasonably stable with moderate increases. Option 1 has spiked up and down in recent years due to the shifting of summer term FTES. Without contiguous district information, the range for 2021-22 is \$307 to \$328, as option 6 is not consistent with the District’s interest to provide access to non-resident students to augment the diversity of our students. The recommendation is to select option 5 at \$307 per unit.

**B. Capital Outlay Fee:**

In addition to the nonresident tuition fee, Education Code 76141 authorizes districts to charge nonresident students a capital outlay fee not to exceed the prior year’s expenditures for capital outlay per unit of instruction. The calculated capital outlay fee for 2021-22 is \$42 per unit, which is the maximum rate that may be used. It is recommended that the capital outlay fee be set at the rate of \$17 for 2021-22.

Historical data regarding nonresident tuition and international student capital outlay fee and other informational schedules are attached.

**RECOMMENDATION:**

It is recommended that the Board of Trustees adopt for 2021-22, a nonresident tuition fee rate of \$307 per unit effective for the summer 2021 term. In addition, it is recommended that the Board of Trustees adopt for 2021-22, the student capital outlay fee of \$17 per unit to be assessed to all nonresident students also effective for the summer 2021 term.

**LRCCD  
Nonresident Tuition and Capital Outlay Fee  
Calculation Worksheet  
For Fiscal Year 2021-22**

**Nonresident Tuition Fee:**

Base Year (2019-20) Expense of Education (EE)*	\$419,850,893
2019-20 Annual Attendance FTES (includes resident and nonresident FTES)	44,912
Base Year (2019-20) Expense of Education per FTES	\$9,348
US CPI Factor (2 years)	5.4%
Estimated Cost per FTES for FY 2021-22	\$9,853
<b>Estimated Cost per Unit for FY 2021-22 (divide by 30)</b>	<b>\$328</b>

**Options Available to District Governing Board  
To Set Nonresident Tuition Fee**

	<b>2021-22 Options</b>
Option 1. District's unit cost of education (COE)	\$328
2. Statewide average	\$307
3. No more than a contiguous district's rate No less than statewide average (Option 2) and no more than 4. district COE (Option 1)	n/a
5. Highest statewide average calculated rate for succeeding, current and past four years (2016-17 to 2021-22).	\$307
6. No more than the average nonresident tuition of 12 comparable states. (Calculated by CCCCCO.) <i>(Option 4 is only available to districts whose unit cost of education exceeds the statewide average.)</i>	\$365

**Capital Outlay Fee:**

Total Capital Outlay Expenditures for 2019-20	\$56,505,009
2019-20 Annual Attendance FTES (includes resident and nonresident FTES)	44,912
Nonresident/International Student Cost per FTES for FY 2021-22	\$1,258
<b>Nonresident/International Student Charge per Unit for FY 2021-22 (divide by 30)</b>	<b>NTE \$42</b>

*\*Expense of Education includes categorical programs*



**CCC Districts with Significant Number of Nonresident Students  
and Districts Contiguous to Los Rios CCD  
2018-19 Attendance FTES and 2020-21 Nonresident Fees  
Sorted by 2018-19 Nonresident FTES**

	2018-19 Total FTES	2018-19 Nonresident FTES	2020-21 Nonresident Fee	2020-21 Capital Outlay Fee	2020-21 Total Tuition excl Enroll Fees
<b><u>Districts w/Large Nonresident FTES</u></b>					
Santa Monica	24,508	4,259	\$ 305	\$ 24	\$ 329
Foothill-DeAnza *	27,422	4,087	290	-	290
Los Angeles	101,049	2,910	282	-	282
Coast	32,846	2,303	290	10	300
Contra Costa	27,210	1,883	290	10	300
Santa Barbara	14,453	1,828	290	16	306
San Mateo Co.	16,892	1,709	288	2	290
South Orange Co.	28,190	1,656	290	10	300
Pasadena Area	25,485	1,605	290	17	307
Peralta	17,917	1,366	290	-	290
San Diego	41,217	1,097	290	-	290
El Camino	19,578	951	290	25	315
San Francisco	23,207	916	290	8	298
<b>Los Rios</b>	<b>52,008</b>	<b>841</b>	<b>290</b>	<b>17</b>	<b>307</b>
Mt. San Antonio	33,491	797	290	40	330
North Orange Co.	34,147	788	265	33	298
Grossmont-Cuyamaca	18,471	774	290	-	290
Glendale	14,545	697	225	40	265
Rancho Santiago	26,585	659	290	35	325
Citrus	12,035	658	290	17	307
Ohlone	7,979	632	288	2	290
Palomar	18,522	571	290	-	290
Riverside	30,530	557	290	17	307
Santa Clarita	16,912	521	290	13	303
Chaffey	17,313	397	290	16	306
Sonoma Co.	19,754	388	290	40	330
West Valley-Mission	11,455	378	290	-	290
Chabot-Las Positas	16,039	373	288	2	290
State Center	31,469	365	290	-	290
Ventura Co.	25,572	333	265	24	289
Mira Costa	10,560	331	290	-	290
Long Beach	19,819	302	260	37	297
Sierra Joint	13,241	286	290	19	309
Desert	10,952	269	259	11	270
San Joaquin Delta	14,267	231	278	-	278
Cerritos	15,880	206	290	20	310
West Hills	6,441	199	290	-	290
<b>Statewide</b>	<b>1,148,145</b>	<b>44,763</b>	<b>281</b>	<b>19</b>	<b>300</b>
<b><u>Contiguous Districts</u></b>					
<b>Los Rios</b>	<b>52,008</b>	<b>841</b>	<b>290</b>	<b>17</b>	<b>307</b>
Sierra Joint	13,241	286	290	19	309
San Joaquin Delta	14,267	231	278	-	278
Yuba	7,541	122	280	-	280
Lake Tahoe *	2,003	96	290	-	290
Solano County	6,260	83	272	10	282

\*Quarter system: converted to semester-equivalent unit rates for comparability.

**LOS RIOS COMMUNITY COLLEGE DISTRICT  
Attendance History of Nonresident Students  
(Out-of-State and International Students)**

	2011-12 FTES	2012-13 FTES	2013-14 FTES	2014-15 FTES	2015-16 FTES	2016-17 FTES	2017-18 FTES	2018-19 FTES	2019-20 FTES	2020-21 FTES
<b>Nonresident and International Enrollment *</b>										
ARC	206	189	229	261	257	249	205	204	183	TBD
CRC	91	87	80	107	106	107	109	113	97	TBD
FLC	40	37	41	57	54	78	91	84	55	TBD
SCC	205	238	276	331	333	385	428	411	261	TBD
District Total	542	551	626	756	750	819	833	812	596	TBD

**Nonresident and International Tuition and Fee Levels**

Nonresident Fee, per unit	\$190	\$190	\$190	\$193	\$200	\$211	\$234	\$258	\$265	\$290
Capital Outlay Fee, per unit	\$18	\$18	\$18	\$18	\$18	\$18	\$16	\$13	\$15	\$17

**Revenue Generated by Nonresident and International Tuition and Fees**

Out-of-State Tuition	\$1,309,437	\$1,229,617	\$1,492,779	\$2,136,395	\$2,257,326	\$2,415,783	\$3,018,308	\$3,081,458	\$1,882,621	TBD
Int'l Student Tuition	1,412,406	\$1,468,382	\$1,584,371	\$1,653,085	\$1,627,675	\$1,836,051	\$1,997,526	\$2,102,980	\$2,022,589	TBD
Capital Outlay Fee **	257,970	\$ 252,499	\$ 294,603	\$ 351,904	\$ 348,051	\$ 316,200	\$ 280,269	\$ 220,738	\$ 204,069	TBD
Total Revenue	\$2,979,813	\$2,950,498	\$3,371,753	\$4,141,384	\$4,233,052	\$4,568,034	\$5,296,103	\$5,405,176	\$4,109,279	TBD

\* FTES shown is achieved which may differ from reported dependent upon the summer "shift."

\*\* Through 2009-10 the Capital Outlay Fee was assessed to international students only; beginning in 2010-11 out-of-state students are also assessed for this fee.