

LOS RIOS COMMUNITY COLLEGE DISTRICT

BOARD MEETING AGENDA

Wednesday, September 8, 2021

5:30pm

Zoom Meeting Access (Open to the Public):

Webinar Link: <https://cccconfer.zoom.us/j/98101758320>

Telephone Dial: (669) 900-6833

Webinar ID: 981 0175 8320

Notice: This meeting will be held in accordance with Executive Orders N-25-20, N-29-20 and N-33-20 issued by California Governor Gavin Newsom on March 12, 17, and 19, 2020, the Ralph M. Brown Act, and the Federal American With Disabilities Act.

In an effort to control the spread of COVID-19, this meeting will not be physically open to the public. All members of the public may participate in the meeting via Zoom Webinar. Upon entry into the meeting; all computers and telephones except for the Board of Trustees, the Chancellor, and the Board Clerk shall be muted.

1. CALL TO ORDER

Board President

2. ORAL COMMUNICATIONS

The public may comment on any items within the Board's jurisdiction, even if the items are not on the agenda only during this portion of the meeting. However, the law prohibits action by the Board on non-agenda items. Speakers are limited to up to three minutes. If you wish to speak to a particular item on the current board agenda, your comments will be taken up at the time the Board takes up that item.

Members of the public have three options to offer public comment:

Email your full name and the matter you wish to speak about to board@losrios.edu by 3:00pm on the day of the meeting, and you will be called on by the Board President during this portion of the meeting.

*Use the Q&A function in Zoom to submit your **full name and the matter you wish to speak about** to the Clerk of the Board. You will be called on by the Board President during this portion of the meeting.*

*If participating by phone, you may "raise your hand" by dialing *9 during the public comments portion of the meeting. When you raise your hand, you will be recognized by the President of the Board and asked to provide your full name and the matter you wish to speak about.*

3. CONSENT CONSIDERATIONS

A member of the Board may request that an item be removed for further discussion and separate action.

A. Board Meeting Minutes: August 3 and 11, 2021 (page 3)	Brian King
B. Curriculum Proposals: ARC/FLC (page 14)	Jamey Nye
C. 2021-22 Education Protection Account Expenditure Plan (page 18)	Mario Rodriguez
D. Annual Investment Report (page 20)	Mario Rodriguez
E. Disposition of Surplus Equipment (page 25)	Mario Rodriguez
F. Ratify: Bid Transactions (page 26)	Mario Rodriguez
G. Ratify: Affiliation and Other Agreements (page 27)	Mario Rodriguez
H. Purchase Orders, Warrants, Checks and Electronic Transfers (page 28)	Mario Rodriguez
I. Special Rate, Temporary Classified, Y-Rate Salary Schedule Revisions (page 30)	Mario Rodriguez
J. Human Resources Transactions (page 33)	Jamey Nye

4. COLLECTIVE BARGAINING (ACTION)

A. SEIU Collective Bargaining Agreement 2021-2024 Public Disclosure and Approval (page 76)	Jamey Nye
--	-----------

5. ACTION	
A. Public Hearing: Adoption of 2021-22 Proposed Budgets (page 78)	Mario Rodriguez
6. INFORMATION	
A. Citizens' Bond Oversight Committee Annual Report 2020-21 (page 94)	Mario Rodriguez
7. BOARD MEMBER REPORTS	
8. FUTURE AGENDA ITEMS	
9. REPORTS and COMMENTS	
<ul style="list-style-type: none"> ▪ Classified Senate ▪ Academic Senate ▪ Other Recognized Constituencies ▪ Chancellor's Report 	
10. ADJOURNMENT	

Deborah Ortiz President ▪ Area 6	Tami Nelson Vice President ▪ Area 7	Dustin Johnson ▪ Area 1 Robert Jones ▪ Area 2 John Knight ▪ Area 3	Kelly Wilkerson ▪ Area 4 Pamela Haynes ▪ Area 5 Jenn Galinato ▪ Student Trustee
Regular Board Meetings are generally held every second Wednesday of the month at 5:30 pm ▪ <i>Note:</i> Meeting times and locations are subject to change. For current information, call the District Office at (916) 568-3039. Next Regular Board Meeting: October 20, 2021			
Public records provided to the Board for the items listed on the open session portion of this agenda will be posted on the District's website: www.losrios.edu as soon as they are available.			
Help Us Help You			
Los Rios Community College District strives to make reasonable accommodations in all of its programs, services and activities for all qualified individuals with disabilities. Notification (568-3039) 48 hours in advance will enable the District to make arrangements to ensure meeting accessibility. The District will swiftly resolve those requests consistent with the ADA and resolving any doubt in favor of accessibility.			

LOS RIOS COMMUNITY COLLEGE DISTRICT

PRESENTED TO BOARD OF TRUSTEES

DATE: September 8, 2021

SUBJECT:	Board Meeting Minutes: August 3 and 11, 2021	ATTACHMENT: Yes	
		ENCLOSURE: None	
AGENDA ITEM:	Consent Item A	TYPE OF BOARD CONSIDERATION:	
RECOMMENDED BY:	Brian King, Chancellor <i>Brian King</i>	CONSENT/ROUTINE	X
		FIRST READING	
APPROVED FOR CONSIDERATION:	Brian King, Chancellor <i>Brian King</i>	ACTION	
		INFORMATION	

STATUS:

The minutes of the Board of Trustees meetings held on August 3 and 11, 2021 are attached for the Board's review and consideration.

RECOMMENDATION:

It is recommended that the Board of Trustees approve the minutes of the meetings held on August 3 and 11, 2021.

LOS RIOS COMMUNITY COLLEGE DISTRICT
Special Board Meeting Minutes
Tuesday, August 3, 2021

This special board meeting was held via Zoom Conference in accordance with Executive Orders N-25-20, N-29-20 and N-33-20 issued by California Governor Gavin Newsom on March 12, 17, and 19, 2020.

1. CALL TO ORDER

The special board meeting was called to order by President Ortiz at 4:00 p.m.

Present:

Ms. Deborah Ortiz, President
Ms. Tami Nelson, Vice President
Mr. John Knight
Mr. Dustin Johnson
Mr. Robert Jones
Ms. Pamela Haynes
Ms. Kelly Wilkerson

Jenn Galinato, Student Trustee

Dr. Brian King, Chancellor

2. ORAL COMMUNICATIONS

President Ortiz asked General Counsel Jake Knapp to provide an overview of the Brown Act parameters for this Special Board meeting, including confirmation that the Special Board meeting agenda was posted well in advance of the legal requirement.

Chancellor King introduced public health care expert Dr. Glennah Trochet, who provided an overview of the current state of COVID-19, the Delta Variant, and the vaccines.

The following individuals addressed the Board of Trustees about its consideration of implementing a Covid vaccine requirement for students and employees. Due to the high volume of public comment requests, and to ensure that the Board had an opportunity to conduct the public's business, after the first 45 minutes of public comment speakers were limited to two minutes each and an end-time of 6pm was established for public comment on the item.

- | | |
|------------------------|------------------------|
| 1. Gregory Beyrer | 5. Matthew Battershell |
| 2. Patrick McDonald | 6. Theresa Aldredge |
| 3. Kenneth Fitzpatrick | 7. Allyson Smith |
| 4. David Lockwood | 8. Kaylen Kristine |

- | | |
|----------------------------|-------------------------|
| 9. Maria Lopez | 26. Nicole Pearson |
| 10. Martha Goff | 27. Mimi Ortiz |
| 11. Mischelynn Scarlatelli | 28. Joanna Solis |
| 12. Afton | 29. Krishna Murphy |
| 13. John Coctoasten | 30. Candice Rios |
| 14. Veronica Sullivan | 31. Rebecca Arnfeld |
| 15. David B. | 32. Keith Ellis |
| 16. Teresa Lopez | 33. Darla Cooley |
| 17. Dawn Berry | 34. Tony Boone |
| 18. Stephanie Smitherman | 35. Marie Smith |
| 19. Trajan Robinson | 36. Linda Myers Russell |
| 20. Tony Cartright | 37. Sean Casey |
| 21. Rob G. | 38. Courtney Taylor |
| 22. Crystal Baham | 39. Lillian Salazar |
| 23. Nicole Williams | 40. Akira Bua |
| 24. Nicole Q. | 41. Sabrina Guidi |
| 25. Andrea Cedillo | 42. Pam Ragland |

3. SPECIAL BOARD ACTION

- A. Resolution No. 2021-18: Directing the Chancellor to Develop and Implement a Covid Vaccine Requirement to Increase Vaccination Rates for Students, Faculty, and Staff

A motion was made by Trustee Johnson, seconded by Trustee Jones, that the Board of Trustees approve Resolution 2021-18, as amended by the Trustees, directing the Chancellor to develop and implement a COVID-19 vaccine requirement to increase vaccination rates for students, faculty, and staff.

Roll Call Vote:

Aye: Haynes, Jones, Knight, Johnson, Ortiz, Wilkerson

No: Nelson

Absent: None

Student Advisory Vote: Aye

Motion carried; 6:1

4. ADJOURNMENT

President Ortiz adjourned the meeting 8:14 p.m.

BRIAN KING

Chancellor and Secretary to the Board of Trustees

Draft Minutes presented to the Board of Trustees: September 8, 2021

LOS RIOS COMMUNITY COLLEGE DISTRICT
Board Meeting Minutes
Wednesday, August 11, 2021

This board meeting was held via Zoom Conference in accordance with Executive Orders N-25-20, N-29-20 and N-33-20 issued by California Governor Gavin Newsom on March 12, 17, and 19, 2020.

1. CALL TO ORDER

The board meeting was called to order by President Ortiz at 5:30 p.m.

Present:

Ms. Deborah Ortiz, President
Ms. Tami Nelson, Vice President
Mr. John Knight
Mr. Robert Jones
Ms. Pamela Haynes
Ms. Kelly Wilkerson

Jenn Galinato, Student Trustee

Dr. Brian King, Chancellor

Absent:

Mr. Dustin Johnson

2. ORAL COMMUNICATIONS

The following individuals addressed the Board of Trustees about its recent approval of Resolution No. 2021-18 implementing a Covid vaccine requirement for students and employees:

1. Lisa Nichols
2. Teresa Lopez
3. Rachel Maxim
4. Tony Cartright
5. Sabrina Guidi

3. CONSENT CONSIDERATIONS

A motion was made by Trustee Knight, seconded by Trustee Nelson, that the Board of Trustees approve Consent Consideration items A through K.

Roll Call Vote:

Aye: Haynes, Jones, Knight, Nelson, Ortiz, Wilkerson

No: None

Absent: Johnson

Student Advisory Vote: Aye

Motion carried; 6:0

A. Board Meeting Minutes: July 14, 2021

That the Board of Trustees approve the minutes of the meeting held on July 14, 2021.

B. Extension of MOU between CRC and the Rex and Margaret Fortune Early College High School

That the Board of Trustees approve MOU and authorize the Chancellor or his designee(s) to execute the extension.

C. Los Rios Colleges Foundation – Quarterly Investment Report

That the Board of Trustees receive the Foundation Quarterly Investment Report for the year ended June 30, 2021.

D. District Bank Accounts

That the Board of Trustees affirm the continuing need for the separate bank accounts used by the District listed in the August board agenda packet.

E. Special Event Authorization

That the Board of Trustees approve or ratify the application listed in the August board agenda packet.

F. Los Rios Child Development Centers: Non-Subsidized Childcare Rates

That the Board of Trustees approve these fees to be in effect July 1, 2021 to comply with out of state contract for families that will start attending the programs on August 23, 2021.

G. Los Rios Child Development Centers: Reopening Plan

That the Board of Trustees approve the Child Development Centers reopening plan.

H. Ratify: Bid Transactions

That the Board of Trustees ratify and/or approve the bid transactions as herein listed.

CHANGE ORDERS				
Bid No	Change Amount	Change Number	Vendor	New Contract Total
20016	\$8,231.30	1	JNT Building and Remodeling Inc.	\$300,230.18
20019	\$84,349.00	2	DW Granade Inc.	\$4,196,887.00

BID AWARDS					
Bid No	Description	No of Responses	Award Date	Successful Vendor	Total Contract
C22002	Mohr Hall Compressed Air & Vacuum	2	7/12/21	TNT Industrial Contractors Inc.	\$134,507.00
Contractor Name		Base Bid		Total Bid	
TNT Industrial Contractors Inc		\$134,507.00		\$134,507.00	
F&H Construction		\$153,480.00		\$153,480.00	

I. Ratify: Affiliation and Other Agreements

That the Board of Trustees ratify and/or approve the agreements identified.

ALLIED HEALTH AGREEMENTS FOR CLINICAL PLACEMENTS/ INTERNSHIP AGREEMENTS

Listed below are Allied Health Agreements for clinical placements and Internships for Los Rios students. Pursuant to the agreements, the District is obligated to cooperate and provide educational services. The agreements do not require payment or receipt of funds.

Agency	Clinical Program	Campus	Contract Date	Term
Walton Pediatrics	Nursing	ARC	06/23/2021	Evergreen
CVS Pharmacy	Pharm Tech	CRC	06/30/2021	Evergreen

J. Purchase Orders, Warrants, Checks and Electronic Transfers

That the Board of Trustees approve the numbered purchase orders, warrants, checks and electronic transfers that are reflected on the schedule below.

PURCHASE ORDERS		
General Fund	0001115242-0001116918 B220000-B220371	\$ 60,239,791.60
Capital Outlay Fund	0003018853-0003018871	
Child Development Fund	000600937-0006000938	
Self-Insurance Fund	0009000469-0009000473 B9400000-B9400000	
WARRANTS		

General Fund	816298-817042	\$ 9,432,761.06
General Fund-ARC Instructional Related	011028-011037	
General Fund-CRC Instructional Related	-	
General Fund-FLC Instructional Related	031756-031756	
General Fund-SCC Instructional Related	048473-048484	
Capital Outlay Fund	835299-835353	
Student Financial Aid Fund	-	
Child Development Fund	954899-954902	
Self-Insurance Fund	976674-976675	
ODSFD	-	
Payroll Warrants	496781-497114	\$ 4,722,569.11
Payroll Vendor Warrants	68595-68671	
June Leave Process	497115-498983	
CHECKS		
Financial Aid Disbursements (E-trans)	-	\$ 2,985,284.62
Clearing Checks	-	\$ -
Parking Checks	-	\$ -
Bookstore Fund – ARC	-	\$ -
Bookstore Fund – CRC	-	
Bookstore Fund – FLC	-	
Bookstore Fund – SCC	-	
Student Clubs Agency Fund – ARC	6281-6287	\$ 10,587.20
Student Clubs Agency Fund – CRC	5549-5550	
Student Clubs Agency Fund – FLC	2945-2946	
Student Clubs Agency Fund – SCC	4596-4597	
Foundation – ARC	6943-6946	\$ 83,846.68
Foundation – CRC	2960-2960	
Foundation – FLC	2098-2103	
Foundation – SCC	5711-5720	
Foundation – DO	1276-1509	
Associated Students Trust Fund – ARC	-	\$ -
Associated Students Trust Fund – CRC	-	
Associated Students Trust Fund – FLC	-	
Associated Students Trust Fund – SCC	-	
Regional Performing Arts Center Fund	USI Check System: 8241-8246	\$ 60,528.85
ELECTRONIC TRANSFERS		
Board of Equalization	-	\$ -
PARS	-	\$ 22,970.85
Vendors	-	\$ -
International Wire	-	\$ -
Backup Withholding	-	\$ -
Retiree Health Trust	-	\$ -
Self-Insurance	-	\$ 35,112.02
Bookstore	-	\$ -
Payroll Direct Deposit Advices	1106841-1110340	\$ 12,242,281.21
Other Payroll Transactions	-	\$ 2,860.00
Foundation Scholarships	-	\$ -
ACH Transaction	-	\$ -
CARES Act/HEERF II	-	\$ 4,200.00
Regional Transit (RT) Payment	-	\$ -
Accounts Payable Wire	-	\$ -
CalWORKs	-	\$ -
SB85	-	\$ 61,000.00

K. Human Resources Transactions

That the Board of Trustees approve the human resources transactions listed in the August board agenda packet.

4. COLLECTIVE BARGAINING (ACTION)

A. LRCEA Collective Bargaining Agreement 2021-2024 Public Disclosure and Approval

A motion was made by Trustee Haynes, seconded by Trustee Knight, that the Board of Trustees accept the disclosure information and approve the contract agreement with the Los Rios Classified Employees Association for the period of July 1, 2021-June 30, 2024.

Roll Call Vote:

Aye: Haynes, Jones, Knight, Nelson, Ortiz, Wilkerson

No: None

Absent: Johnson

Student Advisory Vote: Aye

Motion carried; 6:0

B. SEIU 2021 Collective Bargaining Agreement 2021-2024 Public Disclosure and Approval

This item will be brought back to the Board of Trustees at the September 8 board meeting.

5. ACTION

A. Pay Rate Schedules: Final 2020-2021

A motion was made by Trustee Haynes, seconded by Trustee Nelson, that the Board of Trustees adopt and approve the attached final salary schedules for all groups and individuals providing a 6% one-time salary schedule improvement. It is also recommended that the Board of Trustees ratify the Memorandums of Understanding outlined in the August board agenda packet.

Roll Call Vote:

Aye: Haynes, Jones, Knight, Nelson, Ortiz, Wilkerson

No: None

Absent: Johnson

Student Advisory Vote: Aye

Motion carried; 6:0

B. Pay Rate Schedules: Interim 2021-22

A motion was made by Trustee Knight, seconded by Trustee Haynes, that the Board of Trustees adopt and approve the 2021-22 interim salary schedules for all groups and individuals listed in the August board agenda packet.

Roll Call Vote:

Aye: Haynes, Jones, Knight, Nelson, Ortiz, Wilkerson

No: None

Absent: Johnson

Student Advisory Vote: Aye

Motion carried; 6:0

C. Public Hearing: College and Careers Access Pathways (CCAP) Memorandum of Understanding: Davis Joint Unified School District

Public Hearing: President Ortiz declared a public hearing to receive comments on the College and Career Access Pathways (CCAP) Memorandum of Understanding: Davis Joint Unified School District.

A motion was made by Trustee Wilkerson, seconded by Trustee Haynes, that the Board of Trustees adopt the proposed CCAP MOU between LRCCD/SCC and DJUSD and authorize Chancellor or his designee(s) to execute the MOU and any future augmentations, amendments, renewals, extension, or other modifications to the MOU.

Roll Call Vote:

Aye: Haynes, Jones, Knight, Nelson, Ortiz, Wilkerson

No: None

Absent: Johnson

Student Advisory Vote: Aye

Motion carried; 6:0

6. BOARD MEMBER REPORTS

Board Vice President Tami Nelson wished everyone a smooth start to the Fall semester.

7. FUTURE AGENDA ITEMS

Trustee Haynes requested follow-up reports on AB705 transfer-level courses and Dual Enrollment.

8. REPORTS AND COMMENTS

The following constituency representatives presented reports to the Board:

Kristin Farlow, American River College Classified Senate

Julie Oliver, President, Districtwide Academic Senate
Jason Newman, President, LRCFT

Chancellor's Report:

ARC: Thanks to the tireless and innovative leadership and direction of Music Professor Dr. Art LaPierre, ARC's Vocal Jazz Ensembles both won international honors in the 44th annual Downbeat magazine competition, earning the college its 20th and 21st Downbeat awards! Overcoming the disruption of moving instruction to online, ARC Vocal Jazz II won the National Student Music Achievement Competition and ARC Vocal Jazz I won Outstanding Performance merit for their recording submission in the Asynchronous Community College Small Vocal Ensemble Category. In addition, the Ensembles have been selected to perform at the prestigious American Choral Directors Association Western Region Conference in March 2022.

CRC: CRC's Fire Intern Academy class of 2019-20 was finally able to graduate at their academy grounds in Elk Grove earlier this month. Although the class started with 20 students, only 12 finished, but those who did persevered through the major obstacles, including the pandemic. Supporters from the Cosumnes Fire Department, where some of these graduates will end up working, showed their support by coming out to the grounds to congratulate each graduate. Fifteen students graduated from CRC's Diagnostic Medical Technology program last week. They were recognized for completing a vigorous program, and the additional challenge of completing during a pandemic. Each graduate was presented with a certificate, a DMS patch and a pin. This is the program's 4th cohort to graduate.

FLC: Intel is partnering with Folsom Lake College to grow its Artificial Intelligence (AI) for Workforce Program. This national program expansion, which includes a total of 18 community colleges across 11 states, will train tens of thousands of students, putting them on track for careers in high-tech, healthcare, automotive, industrial, and aerospace fields. The program's objective is to provide access and opportunities to students from all backgrounds who may be interested in these fields, helping to diversify AI, while offering the hands-on technical skills needed for the current and future job market. FLC is the only community college in the Sacramento region to be part of the expanded AI for Workforce Program. The college will offer its first AI course this fall.

SCC: Sacramento City College's ASHE Center today (8/11) hosted "Welcome Black @ City," a fall semester kickoff event for our Black student community. The event aims to help students feel connected and know they have support as they work toward achieving their goals. Event highlights include meeting their success team, learning about campus resources, as well as fun games, swag and music by DJ Remme.

Retirements:

Retirement			Years of Service
Kathryn Morgan-Nance	Accounting Professor	CRC	7+
Brian Mom	Business Professor	SCC	7+
Barbara Toupadakis	English as a Second Language (ESL) Professor	SCC	15+

Vladimir Chekmarev	Custodian	SCC	17+
Paula Nobriga	Interpreter/Transliterater III	ARC	23
Catherine Phillips	Financial Aid Officer	SCC	25+

9. ADJOURNMENT

President Ortiz adjourned the meeting at 6:44 pm.

BRIAN KING


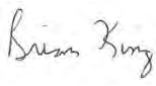
Chancellor and Secretary to the Board of Trustees

Draft minutes presented to the Board of Trustees: September 8, 2021

LOS RIOS COMMUNITY COLLEGE DISTRICT

PRESENTED TO BOARD OF TRUSTEES

DATE: September 8, 2021

SUBJECT:	Curriculum Proposals: American River and Folsom Lake College	ATTACHMENT: Yes	
		ENCLOSURE: None	
AGENDA ITEM:	Consent Item B	TYPE OF BOARD CONSIDERATION:	
RECOMMENDED BY:	 Jamey Nye, Deputy Chancellor	CONSENT/ROUTINE	X
		FIRST READING	
APPROVED FOR CONSIDERATION:	 Brian King, Chancellor	ACTION	
		INFORMATION	

STATUS:

The District Curriculum Coordinating Committee reviews college proposals for new, modified, or deleted courses and programs; general education guidelines, graduation competencies, grading policies, course placement into disciplines, and discusses and acts on other curriculum related issues. The attached curriculum was approved at the August 27, 2021 meeting.

The District Curriculum Coordinating Committee membership includes the following representatives: American River College – Roxanne Morgan (Chair), Al Ahmadi, Joe Rust; Cosumnes River College – Brian Noel (Chair), Kris Hubbard, Juana Esty (Articulation); Folsom Lake College – Rose Giordano (Chair), Suha Aljuboorry, Andrea Hicks, Danny Siegfried; Sacramento City College – TBD; District Office – Jamey Nye/Torence Powell; and Student Representatives: TBD.

RECOMMENDATION:

It is recommended that the Board of Trustees approve the curriculum proposals for American River and Folsom Lake College.

Los Rios Community College District

Recommendation for Adoption by the Board of Trustees

September 8, 2021

COURSE PROPOSALS

Course Deletions

American River College

1. **HACT 301 Supporting the Mother-Baby Connection: Evidence-Based Practices for Perinatal Care (1.00 unit)**

Justification: Upon program review, this course no longer meets the needs of the students.

2. **HACT 302 Fundamentals of Lactation Consultant Assisting (2.50 units)**

Justification: Upon program review, this certificate no longer meets the needs of the students.

3. **HACT 311 Human Lactation for Lactation Counselors & Educators (2.50 units)**

Justification: Upon program review, this course no longer meets the needs of the students.

4. **HACT 321 Interpreting Baby Behavior (0.50 units)**

Justification: Upon program review, this course no longer meets the needs of the students.

5. **HACT 499 Experimental Offering in Human Lactation (0.50 - 4.00 units)**

Justification: Upon program review, this course no longer meets the needs of the students.

6. **LIBR 102 Introduction to Library Resources (1.00 unit)**

Justification: This course no longer meets the needs of our students.

Folsom Lake College

1. **ENGWR 51 Developmental Writing (4.00 units)**

Justification: This course is being deleted due to AB 705.

New to District Courses

American River College

1. **CHEM 88 Strategies for Problem Solving in Short Survey Organic Chemistry (0.75 units)**

Prerequisite: None.

Corequisite: CHEM 423

40.50 hours laboratory

This course develops analytical reasoning strategies, critical thinking skills, and problem-solving abilities for both quantitative and qualitative problems in organic chemistry. It is designed to support students enrolled in CHEM 423 at American River College.

Justification: This discussion session allows for problem solving time outside of lecture hours to support students. A discussion session is very valuable in terms of student success and retention. Although these discussion sessions are optional for the students, they are well attended and complement the peer-assisted learning (BEACON) program.

PROGRAM PROPOSALS

Program Deletion(s)

American River College

1. **Baby Friendly Hospital Staff**

Justification: This program no longer meets the needs of our students.

2. **Lactation Consultant Assistant**

Justification: This program no longer meets the needs of our students.

New Programs

Folsom Lake College

1. **Certified Nurse Assistant**

The Certified Nurse Assistant (CNA) certificate program provides instruction in the holistic care and health needs of people over 65 years of age, who live in long-term care facilities. Students who successfully complete the program receive a certificate of program completion and become eligible to take the California state exam to become a Certified Nurse Assistant.

Justification: To formally make the Certified Nurse Assistant into a program. Future directions and employment outcomes have already been submitted to curriculum and North/Far North respectfully.

LOS RIOS COMMUNITY COLLEGE DISTRICT

PRESENTED TO BOARD OF TRUSTEES

DATE: September 8, 2021

SUBJECT:	2021-22 Education Protection Account Expenditure Plan	ATTACHMENT: None	
		ENCLOSURE: None	
AGENDA ITEM:	Consent Item C	TYPE OF BOARD CONSIDERATION:	
RECOMMENDED BY:	<div style="text-align: right;"><i>MRP</i></div> Mario Rodriguez, Vice Chancellor Finance and Administration	CONSENT/ROUTINE	X
		FIRST READING	
APPROVED FOR CONSIDERATION:	<div style="text-align: right;"><i>Brian King</i></div> Brian King, Chancellor	ACTION	
		INFORMATION	

BACKGROUND:

Proposition 30, The Schools and Local Public Safety Protection Act of 2012 temporarily raised the State sales and use tax by .25 cents for four years and raised the income tax rate for high income earners (\$250,000 for individuals and \$500,000 for couples) for seven years to provide continuing funding for local school districts and community colleges. In November 2018, voters passed proposition 55, the Children’s Education and Health Care Protection Act. Proposition 55 extended the personal income tax increase under proposition 30 through 2030-31. The accounting and reporting requirements under proposition 55 are the same as under Proposition 30.

Under proposition 30, the State established the Education Protection Account (EPA) to receive and disburse the tax revenues derived from proposition 30 and subsequently proposition 55. Funds from the EPA are not new or increased resources for districts. Rather EPA replaced base State General apportionment. In essence, the three revenue sources traditionally supporting California Community Colleges: general apportionment, local property taxes, and student enrollment fees, now include a fourth source, EPA. EPA funds are paid quarterly.

Districts have sole authority to determine how moneys received from the EPA are spent. The governing board must make the spending determination in open session of a public meeting of the board and with the limitation that EPA funds cannot be used to pay administrative salaries and benefits and other administrative costs. Each entity receiving funds must annually publish on its website an accounting of how much money was received from the EPA and how that money was spent. Additionally, the annual independent financial and compliance audit required of community colleges shall ascertain and verify whether the funds provided from the EPA have been properly disbursed and expended as required by law. Expenses incurred to comply with these additional audit requirements may be paid from the EPA.

STATUS:

The California Community Colleges Chancellor’s Office (CCCCO) distributes EPA funds to districts based upon their proportionate share of total computational revenue. This basis results in a more equitable distribution of EPA rather than distributing on the relative share of general apportionment.

For 2021-22, the projected amount of EPA funds the District is scheduled to receive is \$57,865,247. As was the case in prior years, the amount may change as the year progresses and entitlements are modified. However, our overall apportionment entitlement under the state's funding formula will generally be fully funded even if our share of EPA funds are reduced.

The Board must adopt its plan for the use of the funds as described in the background section relying on the best information available. Consistent with the message to voters that Proposition 30 would allow districts to maintain their instructional programs and the requirement that EPA not be used for administrative costs; staff recommends that EPA funds be designated as supporting compensation costs for classroom instruction services for both faculty and classified staff. Classroom instructional salaries and benefits up to the actual amount received for EPA will be transferred to separate accounts within the unrestricted general fund to identify those costs as funded by EPA.

RECOMMENDATION:

It is recommended that the Board of Trustees adopt for the 2021-22 fiscal year the plan to designate compensation costs for classroom instruction as funded by EPA. Upon approval, the District will update its website to reflect the Board's action.

LOS RIOS COMMUNITY COLLEGE DISTRICT

PRESENTED TO BOARD OF TRUSTEES

DATE: September 8, 2021

SUBJECT:	District Annual Investment Report	ATTACHMENT: Yes	
		ENCLOSURE: None	
AGENDA ITEM:	Consent Item D	TYPE OF BOARD CONSIDERATION:	
RECOMMENDED BY:	<i>MRP</i> Mario Rodriguez, Vice Chancellor Finance and Administration	CONSENT/ROUTINE	X
		FIRST READING	
APPROVED FOR CONSIDERATION:	<i>Brian King</i> Brian King, Chancellor	ACTION	
		INFORMATION	

BACKGROUND:

As specified in Board Policy P-8252, within three months of the close of each fiscal year, an annual investment report of all District directed investments shall be presented to the Board of Trustees.

The purpose of the investment report is to inform the Board regarding District directed investments, consisting primarily of assets of the Retiree Health Benefits Trust, Bookstore, and certain fiduciary funds. The majority of the District’s monetary assets – cash, cash equivalents, and investments – are required to be held in appropriate Sacramento County Treasury accounts and investments of such assets are directed by the County. For comparative purposes and a complete overview of investment and interest income earned by the District in 2020-21, the attached annual investment report shows both District and County directed monetary assets and their earnings.

STATUS:

District directed assets were invested in compliance with Board Policy P-8252. Detail regarding those investments for the year ended June 30, 2021 follows.

Retiree Health Benefits Trust (Trust):

On November 7, 2007 the Board established an irrevocable trust in response to accounting standards issued by the Governmental Accounting Standards Board (GASB), specifically GASB 43 and 45. Wells Fargo Bank, N.A. was appointed trustee and investment manager of the Trust. As the sponsor and sole contributor of monies to the Trust, the District has primary responsibility for the management of the Trust for the benefit of its current and future retirees. Under review by the Oversight Committee, established by the Board, and within investment guidelines and restrictions of Board Policy P-8252, the Wells Fargo Bank investment manager has invested Trust monies in various mutual and index funds. As of June 30, 2021, approximately 70% of the \$161.6 million portfolio was invested in bond funds and 30.0% in equity funds. The Committee meets quarterly with the investment manager to review the portfolio. As is good practice, returns are evaluated against benchmarks for similar investments.

Due to the consistency of the bond market and the continued strength of equity markets during the past fiscal year, the Trust had a net gain of \$18.6 million or approximately a 12.6% gain in asset value. The net return for the past five years is 7.6% and the return since inception of the trust is 5.9%. The District goal for average return is currently 5%. An actuarial study is required every two years which allows for current economic conditions to be factored into the goal for annual returns.

Annual Investment Report:

The first page of the attached report summarizes both District and County directed investment balances as of June 30, 2021 and the related earnings during fiscal year 2020-21. Only \$7.5 million of the total District funds (excluding Retiree Health) of nearly \$439.2 million is directed by the District. District funds have earned a weighted average annual percentage rate (APR) of .63%. Most of the District directed assets are invested in the Local Agency Investment Fund (LAIF).

The second page provides more detailed information about District directed investments. This includes trust assets that are professionally managed by Wells Fargo Bank since inception. The investment advisor meets regularly with the Retiree Health Benefits Trust Oversight Committee.

The third page of the report shows similar information regarding County and Escrow directed investments. Except for the Bond Projects and Bond Interest and Redemption Funds, County directed assets are invested in the County's pooled account, which earned .66% in 2020-21. Proceeds from the District's sale of General Obligation (GO) Bonds are separately invested by the County in commercial paper, government agency notes and other authorized investment instruments. Earnings on these separately invested GO Bond monies ranged from .094% - 1.96% in fiscal year 2020-21. Investment earnings for the Bond Projects or Bond Interest and Redemption funds may only be expended for bond project costs or bond debt service, respectively.

RECOMMENDATION:

It is recommended that the Board of Trustees accept the District's Annual Investment Report for fiscal year 2020-21.

**Los Rios Community College District
Summary of Investment Balances and Income
For Fiscal Year Ended June 30, 2021**

	District Directed	County Directed	Total District Funds	Retiree Health Benefits Trust	Annual Percentage Rate (APR)
Account Balances: June 30, 2021				(District Directed)	
County Treasury		431,680,751	431,680,751		
Local Agency Investment Fund (LAIF)	7,501,734		7,501,734		
Money Market Accounts				1,015,116	
Mutual Funds:					
Fixed Income Funds (Bond Market)				111,958,553	
Equity Funds				48,649,309	
Total Investment Balances: June 30, 2021	7,501,734	431,680,751	439,182,485	161,622,978	
Investment and Interest Income 2020-21:					
County Treasury		2,491,697	2,491,697		0.660%
Local Agency Investment Fund (LAIF)	44,121		44,121		0.500%
Money Market Accounts				1,340	0.165%
Gov't Sponsored Enterprise (GSE's) Discounted Notes (≤1 year):		33,909	33,909		0.284%
Mutual Funds:					
Fixed Income/Bond Funds				1,338,643	1.264%
Equity Funds				17,278,828	41.999%
Total Investment and Interest Income for 2020-21	44,121	2,525,606	2,569,727	18,618,811	
Annual Percentage Rate (APR)	0.500%	0.631%	0.629%	12.592%	

**Los Rios Community College District
District Directed Investment Income & Balances
As of June 30, 2021**

Investments	Purchase Date	Maturity Date	Account Balance as of June 30, 2021	Investment Income	RHB Trust % of Total Investments	RHB Trust Realized Gain/(Loss)	RHB Trust Unrealized Gain/(Loss)	Total Gain/(Loss)	Annualized Yield (excluding unrealized mkt gains or losses)	Annual Percentage Rate (APR) (including unrealized mkt gains or losses)
Bookstore Fund										
Local Agency Investment Fund (LAIF)			7,136,583	41,466					.33% - .84%	0.500%
Student Association Fund										
Local Agency Investment Fund (LAIF)			365,151	2,655					.33% - .84%	0.500%
District Funds Total			7,501,734	44,121						0.500%
Retiree Benefits Fund										
Wells Fargo Advantage - Institutional Class			1,015,116		0.63%	1,340		1,340	.08% - .26%	0.165%
Fixed Income Funds:										
Federated Total Return Bond Fund			37,440,938		23.17%	144,898	1,113,735	1,258,633	0.41%	3.596%
Wells Fargo/Blackrock US Agg Bond Index Fund			37,060,282		22.93%	87,720	(212,270)	(124,550)	0.25%	-0.352%
Wells Fargo Core Bond Fund			37,457,333		23.18%	143,483	61,076	204,559	0.40%	0.575%
Total Fixed Income Funds			111,958,553		69.27%	376,101	962,542	1,338,643	1.06%	1.264%
Equity Funds:										
American Europacific Growth Fund			6,435,021		3.98%	886,552	1,179,826	2,066,378	N/A	40.204%
Vanguard Emerging Markets Stock			1,547,577		0.96%	172,324	348,078	520,402	N/A	39.854%
Wells Fargo International Equity Fund			2,628,545		1.63%	149,208	560,606	709,814	N/A	32.695%
Wells Fargo Large Cap Growth			15,825,545		9.79%	3,959,845	1,398,390	5,358,235	N/A	38.337%
Wells Fargo Large Cap Value			15,111,968		9.35%	2,153,259	3,223,170	5,376,429	N/A	42.265%
Wells Fargo Russell 2000 Index Fund			2,507,883		1.55%	556,227	634,745	1,190,972	N/A	58.616%
Wells Fargo Multi Manager Small Cap			4,592,770		2.84%	904,617	1,151,981	2,056,598	N/A	54.183%
Total Equity Funds			48,649,309		30.10%	8,782,032	8,496,796	17,278,828	N/A	41.999%
Retiree Benefits Fund Total			161,622,978		100.00%	9,159,473	9,459,338	18,618,811		12.592%
Total District Directed Investments			169,124,712	44,121	100.00%	9,159,473	9,459,338	18,618,811		

**Los Rios Community College District
County and Escrow Directed Investment Balances & Income
As of June 30, 2021**

Investments	Purchase Date	Maturity Date	Purchase Price	General Fund	Capital Projects Fund	Bond Projects Fund	Bond Interest and Redemption Fund	Other Debt Service Fund incl. COP's	Self Insurance Fund	Child Development Fund	Student Financial Aid Trust Fund	Scholarship and Loan Trust Fund	Retiree Benefits Fund	Total District Funds	Annualized Yield (excluding unrealized mkt gains or losses)	Annual Percentage Rate (APR)
Account Balances: June 30, 2021																
County Directed Investments:																
County Treasury Pooled Account - LRCCD Account				118,076,974	136,659,406	69,588,233	52,232,082	22,171,438	11,936,582	685,251	5,560,061	1,546,684	13,224,040	431,680,751		
Total County Directed Investments				118,076,974	136,659,406	69,588,233	52,232,082	22,171,438	11,936,582	685,251	5,560,061	1,546,684	13,224,040	431,680,751		
County Directed Investment/Interest Income:																
County Treasury Pooled Account - LRCCD Account				846,431	936,611	519,139	(68,936)	140,808	84,150	9,104	(73,364)	10,166	87,588	2,491,697	0.660%	0.660%
Government Sponsored Enterprise (GSE's) Notes (≤ 1 year):																
FHLB D.N. - GO Bonds 2008D	01/27/20	07/31/20	\$ 896,854				1,153							1,153	1.564%	1.564%
FFCB Note - GO Bonds 2008D	07/22/19	07/22/20	\$20,112,000			22,700								22,700	1.962%	1.962%
US Treasury Bill - GO Bonds 2008D	07/31/20	01/28/21	\$21,612,944				10,056							10,056	0.094%	0.094%
Total Government Sponsored Enterprise (GSE's) Discounted Notes						22,700	11,209							33,909	n/a	0.284%
Total County Directed Investment/Interest Income				846,431	936,611	541,839	(57,727)	140,808	84,150	9,104	(73,364)	10,166	87,588	2,525,606	n/a	0.631%
Annual Percentage Rate (APR) by Fund				0.660%	0.660%	0.661%	0.553%	0.660%	0.660%	0.660%	0.660%	0.660%	0.660%	0.631%		

LOS RIOS COMMUNITY COLLEGE DISTRICT

PRESENTED TO BOARD OF TRUSTEES

DATE: September 8, 2021

SUBJECT:	Disposition of Surplus Equipment	ATTACHMENT: None	
		ENCLOSURE: None	
AGENDA ITEM:	Consent Item E	TYPE OF BOARD CONSIDERATION:	
RECOMMENDED BY:	<div style="text-align: right;"><i>MR</i></div> Mario Rodriguez, Vice Chancellor Finance and Administration	CONSENT/ROUTINE	X
		FIRST READING	
APPROVED FOR CONSIDERATION:	<div style="text-align: right;"><i>Brian King</i></div> Brian King, Chancellor	ACTION	
		INFORMATION	

BACKGROUND:

The Education Code regulates the procedures by which a Community College District can dispose of real and personal property. Education Code section 81452 provides that the governing board may, by unanimous vote, dispose of items valued at \$5,000 or less by private sale without advertising or selling the items at public auction. The District has held previous auctions, but they have generally cost more than they have netted for the District.

STATUS:

The District has a quantity of surplus materials that needs to be disposed of, such as outdated desks and computers. The District has located a scrap dealer who will take selected surplus items for recycling. Any items remaining will be disposed.

The surplus items to be recycled or disposed of are either irreparable, obsolete, in poor condition or not needed for district/college operations and include the following: 21 computers, 3 gurneys and 27 monitors.

These items have a value of less than \$5,000.

RECOMMENDATION:

It is recommended that the Board of Trustees approve the disposal of the listed items per Education Code section 81452.

LOS RIOS COMMUNITY COLLEGE DISTRICT

PRESENTED TO BOARD OF TRUSTEES

DATE: September 8, 2021

SUBJECT:	Ratify: Bid Transactions	ATTACHMENT: None	
		ENCLOSURE: None	
AGENDA ITEM:	Consent Item E	TYPE OF BOARD CONSIDERATION:	
RECOMMENDED BY:	<i>MR</i> Mario Rodriguez, Vice Chancellor Finance and Administration	CONSENT/ROUTINE	X
		FIRST READING	
APPROVED FOR CONSIDERATION:	<i>Brian King</i> Brian King, Chancellor	ACTION	
		INFORMATION	

BACKGROUND:

Pursuant to Board Policy 8315 the bid transactions herein listed are presented for approval and/or ratification.

BID AWARDS					
Bid No	Description	No of Responses	Award Date	Successful Vendor	Total Contract
22003R	EDC Bldg. 2 Water Damage Repairs Rebid2	3	8/9/21	TNT Industrial Contractors Inc.	\$115,944.00

Contractor Name	Base Bid	Total Bid
TNT Industrial Contractors Inc.	\$115,944.00	\$115,944.00
LG General Contractors Inc.	\$159,750.00	\$159,750.00
RBH Construction, Inc.	\$162,389.00	\$162,389.00

RECOMMENDATION:

It is recommended that the Board of Trustees ratify and/or approve the bid transactions as herein listed.

LOS RIOS COMMUNITY COLLEGE DISTRICT

PRESENTED TO BOARD OF TRUSTEES

DATE: September 8, 2021

SUBJECT:	Ratify: Affiliation and Other Agreements	ATTACHMENT: None	
		ENCLOSURE: None	
AGENDA ITEM:	Consent Item G	TYPE OF BOARD CONSIDERATION:	
RECOMMENDED BY:	<i>MRP</i> Mario Rodriguez, Vice Chancellor Finance and Administration	CONSENT/ROUTINE	X
		FIRST READING	
APPROVED FOR CONSIDERATION:	<i>Brian King</i> Brian King, Chancellor	ACTION	
		INFORMATION	

BACKGROUND:

Pursuant to Education Code section 81655, and Board Policy 8315, all agreements to which the District is party must be approved by or ratified by the Board of Trustees. Where agreements are not authorized or ratified by other means, this Board item is used to ensure compliance with this obligation.

STATUS:

Pursuant to Board Policy 8315, the agreements listed below are hereby presented for approval/ratification.

ALLIED HEALTH AGREEMENTS FOR CLINICAL PLACEMENTS/ INTERNSHIP AGREEMENTS

Listed below are Allied Health Agreements for clinical placements and Internships for Los Rios students. Pursuant to the agreements, the District is obligated to cooperate and provide educational services. The agreements do not require payment or receipt of funds.

Agency	Clinical Program	Campus	Contract Date	Term
Sacramento County -DHS	PTA/OTA ¹	SCC	04/30/2021	EXP: 06/30/2024
Judee A. Tippet-Whyle, DDS	Dental Asst.	SCC	07/22/2021	Evergreen
Daniels Chapel of the Roses	Funeral Services	ARC	07/22/2021	Evergreen
James W. Childress, DDS	Dental Asst.	SCC	07/30/2021	Evergreen

¹ PTA/OTA: Physical Therapy Assistant/Occupational Therapy Assistant

RECOMMENDATION:

It is recommended that the Board of Trustees ratify and/or approve the agreements identified in this board agenda item.

LOS RIOS COMMUNITY COLLEGE DISTRICT

PRESENTED TO BOARD OF TRUSTEES

DATE: September 8, 2021

SUBJECT:	Purchase Orders, Warrants, Checks and Electronic Transfers	ATTACHMENT: Yes	
		ENCLOSURE: None	
AGENDA ITEM:	Consent Item H	TYPE OF BOARD CONSIDERATION:	
RECOMMENDED BY:	<div style="text-align: right;"><i>UJR</i></div> Mario Rodriguez, Vice Chancellor Finance and Administration	CONSENT/ROUTINE	X
		FIRST READING	
APPROVED FOR CONSIDERATION:	<div style="text-align: right;"><i>Brian King</i></div> Brian King, Chancellor	ACTION	
		INFORMATION	

BACKGROUND:

A listing of purchase orders, warrants, checks and wires issued during the period of July 16, 2021 through August 15, 2021 is on file in the District Business Services Office for review.

RECOMMENDATION:

It is recommended that the Board of Trustees approve the numbered purchase orders, warrants, checks and electronic transfers that are reflected on the attached schedule.

PURCHASE ORDERS		
General Fund	0001116767-0001117179 B220307-B220455	\$ 6,762,532.03
Capital Outlay Fund	0003018870-0003018900	
Child Development Fund	000600942-0006000949	
Self-Insurance Fund	0009000474-0009000474	
WARRANTS		
General Fund	817043-817676	\$ 12,298,325.40
General Fund-ARC Instructional Related	011038-011042	
General Fund-CRC Instructional Related	-	
General Fund-FLC Instructional Related	031757-031763	
General Fund-SCC Instructional Related	048485-048501	
Capital Outlay Fund	835354-835399	
Student Financial Aid Fund	900929-900930	
Child Development Fund	954903-954904	
Self-Insurance Fund	976676-976684	
ODSFD	-	
Payroll Warrants	498984-499439	\$ 9,519,454.43
Payroll Vendor Warrants	68672-68753	
July Leave Process	499440-500445	
CHECKS		
Financial Aid Disbursements (E-trans)	-	\$ 944,227.67
Clearing Checks	-	\$ -
Parking Checks	-	\$ -
Bookstore Fund – ARC	-	\$ -
Bookstore Fund – CRC	-	
Bookstore Fund – FLC	-	
Bookstore Fund – SCC	-	
Student Clubs Agency Fund – ARC	6288-6290	\$ 58,663.05
Student Clubs Agency Fund – CRC	5551-5565	
Student Clubs Agency Fund – FLC	2947-2960	
Student Clubs Agency Fund – SCC	4598-4606	
Foundation – ARC	6947-7064	\$ 519,932.13
Foundation – CRC	2961-3012	
Foundation – FLC	2104-2137	
Foundation – SCC	5721-5948	
Foundation – DO	1510-1534	
Associated Students Trust Fund – ARC	-	\$ -
Associated Students Trust Fund – CRC	-	
Associated Students Trust Fund – FLC	-	
Associated Students Trust Fund – SCC	-	
Regional Performing Arts Center Fund	-	\$ -
ELECTRONIC TRANSFERS		
Board of Equalization	-	\$ 5,466.00
PARS	-	\$ -
Vendors	-	\$ -
International Wire	-	\$ -
Backup Withholding	-	\$ -
Retiree Health Trust	-	\$ -
Self-Insurance	-	\$ -
Bookstore	-	\$ -
Payroll Direct Deposit Advices	1110341-1118230	\$ 16,455,522.53
Other Payroll Transactions	-	\$ 2,410.85
Foundation Scholarships	-	\$ -
ACH Transaction	-	\$ -
CARES Act/HEERF II	-	\$ 1,057,500.00
Regional Transit (RT) Payment	-	\$ -
Accounts Payable Wire	-	\$ 13,072.00
CalWORKs	-	\$ 13,971.00
SB85	-	\$ 18,000.00

LOS RIOS COMMUNITY COLLEGE DISTRICT

PRESENTED TO BOARD OF TRUSTEES

DATE: September 8, 2021

SUBJECT:	Special Rate and Y-Rated Salary Schedule revisions.	ATTACHMENT: Yes	
		ENCLOSURE: None	
AGENDA ITEM:	Consent Item I	TYPE OF BOARD CONSIDERATION:	
RECOMMENDED BY:	<i>UPZ</i> Mario Rodriguez, Vice Chancellor Finance & Administration	CONSENT/ROUTINE	X
		FIRST READING	
APPROVED FOR CONSIDERATION:	<i>Brian King</i> Brian King, Chancellor	ACTION	
		INFORMATION	

BACKGROUND:

The District has had difficulty in recruiting qualified Campus Patrol employees. Temporary Campus Patrol are vital to the safety of our college campuses and help alleviate the workload of our sworn police personnel. It is in the interest of our police department to increase the compensation for this temporary classification to attract qualified applicants.

The Y-rated salary schedule was originally implemented in fiscal year 2020-21 per guidance from CalPERS and requirements of California Code of Regulations (CCR) section 570.5. The agency must continue to reflect the eliminated position(s) and its pay rate(s) on a pay schedule(s), including a notation of when the position was “eliminated and y-rated.” With recent continuing salary improvements to most of the units, some positions that were previously Y-rated can now be removed since the compensation of the positions incumbents were transferred to have exceeded the individual’s present rate of pay and now bring the employee within the regular plan.

STATUS:

Effective September 25, 2021, the Special Rate Salary Schedule will be updated to include the new hourly pay rate for our Campus Patrol employees at \$18.30/hour. The Y-rated salary schedule will be modified to include the positions currently held in Y-rated status for fiscal year 2021-22.

RECOMMENDATION:

It is recommended that the Board of Trustees approve the attached salary schedules, the Special Rate salary schedule effective September 25, 2021 and the Y-rated salary schedule effective July 1, 2021.

**Los Rios Community College District
Salary Schedule for Special Rate - Temporary Classified Employees**

DRAFT

Effective: ~~January 1, 2021~~ **September 25, 2021**

Job Code Number	Miscellaneous Services	Part Time Hourly Rate
0080	Art Model	\$17.50
0023	Campus Patrol*	\$15.70 \$18.30
0044	College Reserve Police Officer*	\$34.43
0022	Police Cadet to Officer*	\$16.56
0042	Police Communication Dispatcher*	\$19.79
0045	Reader/Tutor I	\$14.70
0052	Reader/Tutor II	\$15.70
Community Swimming/Sports Programs		
0021	Assistant Athletic Trainer*	\$23.49
0043	Assistant Coach	\$17.10
0025	Assistant Sports Program Director	\$15.25
0041	Athletic Trainer*	\$24.49
0085	Intercollegiate Game Technician	\$14.70
0030	Lifeguard I (Lifeguard Training**)	\$14.70
0035	Lifeguard II (Community Water Safety**)	\$15.70
0050	Specialty Coach	\$21.00
0020	Sports Program Director	\$26.25
0005	Swimming Instructor I (CPR, First Aid, Community Water Safety**)	\$14.70
0010	Swimming Instructor II (Lifeguard Training**)	\$15.44
Special Projects		
0077	Special Projects - Range I ***	\$14.70 to \$49.99
0077	Special Projects - Range II ****	\$50.00 to \$100.00

* **Position is subject to the minimum qualifications as noted on the job description.**

** **Position requires employee to possess and maintain valid certificate(s) as noted.**

*** **Must be approved by Vice President of Administration.**

**** **Must be approved by HR administrator.**

Board Approved:

Los Rios Community College District
Salary Schedule for Y-Rated Positions
DRAFT

Job Code	Job Title	Range	Hourly Step 1	Monthly Step 1	Step 2	Step 3	Step 4	Step 5	Step 6
0313	Assistant Technical Director - Harris Center for the Arts**	37	27.21	4,715.80	4,904.43	5,100.61	5,304.64	5,516.82	5,737.50
0185	Bookstore Assistant Manager**	37	27.21	4,715.80	4,904.43	5,100.61	5,304.64	5,516.82	5,737.50
0184	Bookstore Stock Clerk**	21	18.91	-3,277.51	-3,408.61	-3,544.96	-3,686.75	-3,834.22	-3,987.59
0808	Instructional Services Assistant II (Position# 00075638)±	27	21.67	-3,756.63	-3,906.89	-4,063.17	-4,225.70	-4,394.73	-4,570.53
0643	Technical Director - Harris Center for the Arts****	22V	33.65	5,832.47	6,065.77	6,308.40	6,560.74	6,823.17	6,959.63
0903	Ticket Office Supervisor - Visual & Performing Arts Center***	19V	29.91	-5,185.05	-5,392.45	-5,608.15	-5,832.47	-6,065.77	-6,187.09
0605	Food Service Manager****	19V	29.91	5,185.05	5,392.45	5,608.15	5,832.47	6,065.77	6,187.09
0165	Food Service Assistant Manager*****	24	20.85	3,614.18	3,758.74	3,909.08	4,065.45	4,228.07	4,397.19



- ± ~~Effective 7/1/19, Salary Schedule - LRCEA - Interim 2019-2020~~
- ** Effective 6/1/20, Salary Schedule - LRCEA - Interim 2019-2020
- *** Effective 7/1/20, Salary Schedule - LRCEA - Interim 2020-2021
- **** Effective 7/1/20, Salary Schedule - LRSA - Interim 2020-2021
- ***** ~~Effective 6/17/21, Salary Schedule - LRSA - Interim 2020-2021~~
- ***** ~~Effective 7/12/21, Salary Schedule - LRCEA - Interim 2021-2022~~

Y-Rated positions are not subject to one-time or continuing salary schedule improvements.
 Longevity percentages are based on the employee's current bargaining unit contract.
 Effective: July 1, 2021
 Board Approved:

LOS RIOS COMMUNITY COLLEGE DISTRICT

PRESENTED TO BOARD OF TRUSTEES

DATE: September 08, 2021

SUBJECT:	Human Resources Transactions	ATTACHMENT: Yes	
		ENCLOSURE: None	
AGENDA ITEM:	Consent Item J	TYPE OF BOARD CONSIDERATION:	
RECOMMENDED BY:	 Jamey Nye, Deputy Chancellor	CONSENT/ROUTINE	X
		FIRST READING	
APPROVED FOR CONSIDERATION:	 Brian King, Chancellor	ACTION	
		INFORMATION	

RECOMMENDATION:

It is recommended that the Board of Trustees approve the Human Resources transactions on the attached pages.

MANAGEMENT

APPOINTMENT(S)		
<u>Name</u>	<u>Subject/Position</u>	<u>Effective Date(s)</u>
	<u>District Office</u>	
Emodi, Chinyere E. (M.S., California State University, Sacramento)	Director (I), Application Services	09/13/21
	<u>Sacramento City College</u>	
Bates, Rukiya F. (M.A., California State University, Sacramento)	Dean of Retention and Persistence	09/09/21

APPOINTMENT(S) TO CATEGORICALLY FUNDED POSITION(S)		
<u>Name</u>	<u>Subject/Position</u>	<u>Effective Date(s)</u>
	<u>American River College</u>	
Garcia, Angel M. (M.S.W., California State University, Sacramento)	Interim Project Director for TRIO Educational Talent Search (ETS)	09/14/20 – 08/31/22 (Revised)
Garcia, Diana M. (M.S., California State University, Sacramento)	Project Director (X), TRIO, Student Support Services, STEM, and Veterans Programs	09/09/21-08/31/22
	<u>Cosumnes River College</u>	
Sanchez Pantoja, Gladis L. (M.A., University of San Francisco)	Title V HSI Grant Project Director (X)	09/01/21-08/31/22 (Revised)
Stewart, Ethny (Ph.D., University of California, Santa Barbara)	Project Director (X) for TRIO Student Support Services – (Regular/STEM)	09/01/21-08/31/22 (Revised)
	<u>District Office</u>	
Coleman, Laura C. (B.A., California State University, Chico)	Statewide Director (VII) of the Centers of Excellence for Labor Market Research	10/01/21-09/30/22 (Revised)
Wilcher, Aaron M. (M.C.P., University of California, Berkeley)	Director (VII) of the Center of Excellence	10/01/21-09/30/22 (Revised)

MANAGEMENT

APPOINTMENT(S) TO TEMPORARY POSITION(S)
--

<u>Name</u>	<u>Subject/Position</u>	<u>Effective Date(s)</u>
<u>American River College</u>		
Garcia, Diana M. (M.S., California State University, Sacramento)	Interim Project Director (X), TRIO, Student Support Services, STEM and Veterans Programs	09/01/20-09/08/21 (Revised)
Handy, Eric J. (M.A., St. Mary's College)	Interim Dean of Student Engagement & Completion	08/12/21-06/30/22 (Revised)
<u>District Office</u>		
Garcia, Yolanda D. (M.A., University of LaVerne)	Interim Associate Vice President of Student Resources, Financial Aid	08/09/21-06/30/22
Geary, Parrish J. (M.A., California State University, Sacramento)	Interim Associate Vice President of Student Resources, Admissions and Records	08/09/21-06/30/22
Moore, Chase M. (M.A., California State University, Sacramento)	Interim Associate Dean of Student Mental Health and Wellness Services	08/09/21-06/30/22
Wyrick, Sandra (Ph.D., Washington State University)	Interim Dean of Student Health and Wellness Center	09/01/21-06/30/22

LEAVE(S) OF ABSENCE

<u>Name</u>	<u>Subject/Position</u>	<u>Type</u>	<u>Effective Date(s)</u>
<u>District Office</u>			
Blodgett, Hannah	Interim Director of Educational Services and Student Success	Maternity	08/02/21-01/02/22

FACULTY

APPOINTMENT(S) TO TEMPORARY POSITION(S)

<u>Name</u>	<u>Subject/Position</u>	<u>Effective Date(s)</u>
<u>Cosumnes River College</u>		
Fuller, Serena M. (Ph.D., University of California, Davis)	Nutritional Sciences/Dietetics Assistant Professor, L.T.T.	08/19/21 – 12/16/21
Parker, John Luke (M.A., California State University, Sacramento)	Mathematics Assistant Professor, L.T.T.	08/19/21 – 12/16/21
<u>Sacramento City College</u>		
Hughes, Jonathan G. G. (Ph.D., University of California, Davis)	Biology (Anatomy and Physiology) Assistant Professor, L.T.T.	08/19/21 – 12/16/21

LEAVE(S) OF ABSENCE

<u>Name</u>	<u>Subject/Position</u>	<u>Type</u>	<u>Effective Date(s)</u>
<u>American River College</u>			
Pries, Shannon S.	English Professor	Personal (25%)	08/21/21 – 12/16/21
<u>District Office</u>			
Prelip, Angela N.	Online Course Design Coordinator	Medical	08/20/21 – 10/01/21
<u>Sacramento City College</u>			
Gary, Lara K.	English Professor	Medical	08/19/21 – 09/19/21
Muther, Shantra H.	English as a Second Language Professor	Medical (40%)	08/19/21 – 12/16/21
Yaroshevich, Nataliya	DSPS Counselor	Childcare	08/30/21 – 11/19/21

PRE-RETIREMENT WORKLOAD REDUCTION(S) – RESCISSION(S)

<u>Name</u>	<u>Subject/Position</u>	<u>FTE</u>	<u>Effective Date(s)</u>
<u>Sacramento City College</u>			
Wang, Hsiao J.	Mathematics Professor	From 1.0 to 0.5	08/19/21 – 05/30/26

FACULTY

REASSIGNMENT(S) / TRANSFER(S)

<u>Name</u>	<u>Subject/Position</u>	<u>Effective Date(s)</u>
	<u>American River College</u>	
Ayala, Connie C.	Learning Resources Center Coordinator From Project Director - American Apprenticeship Initiative	07/01/21 (Revised)

REASSIGNMENT(S) / TRANSFER(S) – RESCISSION(S)

<u>Name</u>	<u>Subject/Position</u>	<u>Effective Date(s)</u>
	<u>American River College</u>	
Moore, Christopher E.	Apprenticeship Faculty Coordinator From Automotive Technology Professor	07/01/20

RESIGNATION(S)

<u>Name</u>	<u>Subject/Position</u>	<u>Effective Date(s)</u>
	<u>Sacramento City College</u>	
Reaume, Carlin D.	Occupational Therapy Assistant Professor	08/21/21

RETIREMENT(S)

<u>Name</u>	<u>Subject/Position</u>	<u>Effective Date(s)</u>
	<u>Sacramento City College</u>	
Wang, Hsiao J. (After 32+ years of regular service)	Mathematics Professor	12/17/21

SEPARATION(S) OF SERVICE

<u>Name</u>	<u>Subject/Position</u>	<u>Effective Date(s)</u>
	<u>Sacramento City College</u>	
Rodriguez, Tanya (Deceased)	Philosophy Professor (After 6 years of regular service)	08/01/21

**TEMPORARY, PART-TIME EMPLOYEES Spring 2021
American River College**

<u>Name</u>	<u>Subject</u>	<u>FTE</u>
Kalman,Mikalai	Diesel Technology	24 %
Kozlov,Maksim	Diesel Technology	24 %

**TEMPORARY, PART-TIME EMPLOYEES Spring 2021
Cosumnes River College**

<u>Name</u>	<u>Subject</u>	<u>FTE</u>
Dang,Tina G.	Counselor	6 %

**TEMPORARY, PART-TIME EMPLOYEES Spring 2021
Folsom Lake College**

<u>Name</u>	<u>Subject</u>	<u>FTE</u>
Baltimore,Estate of Paul	History	13 %
Schall,Erin	Radiologic Technology	15 %

**REGULAR EMPLOYEES - OVERLOAD ASSIGNMENTS Spring 2021
American River College**

<u>Name</u>	<u>Subject</u>	<u>FTE</u>
Auyeung,Tak	Computer Information Systems	11 %

**REGULAR EMPLOYEES - OVERLOAD ASSIGNMENTS Spring 2021
Sacramento City College**

<u>Name</u>	<u>Subject</u>	<u>FTE</u>
Parker,Leslie A.	Counselor	1 %

**TEMPORARY, PART-TIME EMPLOYEES Summer 2021
American River College**

<u>Name</u>	<u>Subject</u>	<u>FTE</u>
Cano Chavez,Veronica	Counselor	7 %
Fong,Angela J.	Guidance	7 %
Haflich,Gerald F.	Physical Education	8 %
Kinuthia,Kamau F.	Economics	40 %
Larabee,Linda G.	Reading	11 %
Payne,Michael D.	Chemistry, General	32 %

**TEMPORARY, PART-TIME EMPLOYEES Summer 2021
Cosumnes River College**

<u>Name</u>	<u>Subject</u>	<u>FTE</u>
Noel,Brian E	Automotive Technology	23 %
Roberts,Jason M.	Welding Technology	20 %
Torres,Christopher P.	Counselor	2 %

FTE appearing as 0% for the current or upcoming semester is pending determination of assignment / load. FTE in previous semesters will appear as 1% for assignments between 0% and 1%. * =New Employee **=Returning Employee
Employees hired under equivalency criteria pursuant to Ed. Code Section 87359, Title V, Section 53430(a), and Board Policy 5123 will be identified as follows: A1;A3;A4;B1;B2;B3;B4=Experience / Education | A2 = Education | A5;B5 = Experience

TEMPORARY, PART-TIME EMPLOYEES Summer 2021**Folsom Lake College**

<u>Name</u>	<u>Subject</u>	<u>FTE</u>
Leung,Amy M.	Economics	20 %

TEMPORARY, PART-TIME EMPLOYEES Summer 2021**Sacramento City College**

<u>Name</u>	<u>Subject</u>	<u>FTE</u>
Cano Chavez,Veronica	Counselor	9 %
Garboushian,Maida Y.	Counselor	2 %
Hernandez-Chaidez,Adan	Counselor	5 %
Lawrence Jr,Charles E.	Counselor	2 %
Madrigal,Abraham	Counselor	9 %
Mendoza,Liliana	Counselor	10 %
Takahashi,Reiko Y.	Counselor	60 %

TEMPORARY, PART-TIME EMPLOYEES Fall 2021**American River College**

<u>Name</u>	<u>Subject</u>	<u>FTE</u>
Abdul-Rahman,Husni K	Emergency Medical Services	10 %
Akawi,Robin	Psychology, General	40 %
Albrecht,Christian	Administration of Justice	0 %
Alexander,Helen M.	Librarian	6 %
Alkhayyat,Hanadi	Physical Education	15 %
Alsarraj,Jian	Counselor	60 %
Anaya,Dan A.	Computer Programming	66 %
Andersen,James A.	Emergency Medical Services	10 %
Araujo,Frank P.	Anthropology	60 %
Arcure,Amber I.	Registered Nursing	58 %
Austin,Leroy A.	Speech Communication	20 %
Ayala,Danielle N.	ESL Reading	27 %
Ayers,Harold R.	Administration of Justice	0 %
Badea-Mic,Mihaela C.	Physiology (Includes Anatomy)	52 %
Bagos,Albert J.	Administration of Justice	0 %
Bajar,Merebeth T	Culinary Arts	22 %
Balsamo,Andrea	Small Business and Entrepreneurship	40 %
Barela,Jesus A.	Painting & Drawing	57 %
Barr III,Thomas C.	Horticulture	16 %
Barr III,Thomas C.	Landscape Design & Maintenance	20 %
Bassett,Jason M.	Administration of Justice	0 %
Bastian,Gregory A.	Business Administration	20 %
Bastian,Gregory A.	Real Estate	20 %
Batarseh,Samer M.	Business and Commerce, General	20 %
Baxter,Kenneth W.	Political Science	20 %
Beckerman,Nathan S.	Emergency Medical Services	10 %
Beckum,LaQuisha	Psychology, General	40 %
Beckwith,Cade J.	Administration of Justice	0 %
Beezley,Shareen G.	Paralegal	40 %
** (A5) Belton,Linda V.	Physical Education	15 %
Bernacchi,Christopher S.	Administration of Justice	0 %

FTE appearing as 0% for the current or upcoming semester is pending determination of assignment / load. FTE in previous semesters will appear as 1% for assignments between 0% and 1%. * = New Employee ** = Returning Employee

Employees hired under equivalency criteria pursuant to Ed. Code Section 87359, Title V, Section 53430(a), and Board Policy 5123 will be identified as follows: A1;A3;A4;B1;B2;B3;B4=Experience / Education | A2 = Education | A5;B5 = Experience

TEMPORARY, PART-TIME EMPLOYEES Fall 2021
American River College

<u>Name</u>	<u>Subject</u>	<u>FTE</u>
Bertinuson,Joy A.	Painting & Drawing	57 %
Beuttel,Michelle	Reading	23 %
Bhattar,Raja G.	Coordinator	67 %
** (B5) Bibb,Akbar M.	Administration of Justice	0 %
Bickel,David T.	Administration of Justice	0 %
Blackthorne,Henry N.	English	40 %
Bluette,Chad J.	Administration of Justice	0 %
Blunk,Dawn M.	English	60 %
Bohanec,Cogen	Classics-Humanities	40 %
Boroughs,Terry J.	Geology	32 %
Bowden,Ellen	Anthropology	52 %
Boyer,Alba M.	Italian	53 %
** (B4) Bradshaw,Don A.	Administration of Justice	0 %
Brasier,Corey A.	Sign Language	53 %
Bright,Lisa N.	Anthropology	52 %
Britton,Rebecca L.	Political Science	40 %
Brown,Orie A.	Administration of Justice	0 %
Brownell,Eric M.	English	40 %
Brunkala,Joel T.	English	60 %
Brynelson,Julia D.	Paralegal	60 %
Buckner,Mallory R.	Guidance	13 %
Buckner,Mallory R.	Counselor	43 %
** (B5) Bueno III,Jose	Welding Technology	35 %
Buljan,Laurette C.	English	20 %
Burns,Julie C	Administration of Justice	0 %
Byrd,Steven D.	Welding Technology	57 %
Bystrom,Helen C.	English	60 %
Cabral,Colette H.	Sign Language	53 %
Camacho-Tejeda,Jose A.	Welding Technology	15 %
Campas,Steven	Administration of Justice	0 %
Campbell,Morgan T.	Chemistry, General	59 %
Cano Chavez,Veronica	Counselor	35 %
Carleton,Christopher J.	Automotive Technology	23 %
Carlson,Don L.	Marketing & Distribution	20 %
Carney,Diane	Biology, General	36 %
Carney,Diane	Study Skills	8 %
Carr,Jennifer A.	Paralegal	60 %
Carr,Lisa A.	Child Development/Early Care and Educatio	20 %
Carr,Lisa A.	Child Development Administration and Mana	20 %
** (A1) Carter,Kathy A.	Child Development/Early Care and Educatio	20 %
Castillo,Scott N.	Administration of Justice	0 %
Chan,Betty	Political Science	40 %
** (B2) Chapek,Carl W.	Software Applications	29 %
Chavez,Lauren S.	Anthropology	32 %
Cherney,David M.	Physics, General	36 %
Chicoine,Kari J.	Drafting Technology	50 %
Chinte,David S.	ESL Writing	40 %
Chinte,David S.	ESL Speaking/Listening	20 %
Chisholm,Matthew M.	Administration of Justice	0 %
Ciraulo,Salvadore M	Speech Communication	20 %
Clark,Evan A	Speech Communication	60 %
Clark,Terri A.	Librarian	14 %
Clark,Yoo Ri A.	Music	18 %
Clement Moore,Tamica L.	Gerontology	30 %

FTE appearing as 0% for the current or upcoming semester is pending determination of assignment / load. FTE in previous semesters will appear as 1% for assignments between 0% and 1%. * = New Employee ** = Returning Employee

Employees hired under equivalency criteria pursuant to Ed. Code Section 87359, Title V, Section 53430(a), and Board Policy 5123 will be identified as follows: A1;A3;A4;B1;B2;B3;B4=Experience / Education | A2 = Education | A5;B5 = Experience

TEMPORARY, PART-TIME EMPLOYEES Fall 2021
American River College

<u>Name</u>	<u>Subject</u>	<u>FTE</u>
Clinciu,Dorin G.	Automotive Technology	59 %
Cochrane,Arlene R.	Accounting	27 %
Colby,Shannon R.	Psychology, General	60 %
Coleman,Elizabeth K.	Speech Communication	60 %
Collom,Alyson D.	Other Humanities	40 %
Conant,Jessica L.	Academic Guidance	40 %
Cone,Bryan A	Psychology, General	40 %
Cone,Justin	Automotive Technology	66 %
** (A2) Connors,Valerie S.	English	33 %
Constante,David A.	Psychology, General	60 %
Cook,Frank D.	Commercial Music	20 %
Cooper,Paul G.	History	20 %
Cornish,Rima T.	Sign Language	20 %
Corwin,Charles H.	Chemistry, General	43 %
Cotton,Gary D.	Software Applications	23 %
Currea,Ana Maria S.	Spanish	47 %
Currier,Daniel E	Mortuary Science	13 %
Dang,Tina G.	Guidance	13 %
Dang,Tina G.	Counselor	28 %
Davalle,Nathan A.	Administration of Justice	0 %
Davis,Danielle R.	History	40 %
** (B5) Davis,Donald A.	Administration of Justice	0 %
Davis,Sarah N	Librarian	46 %
Davis,William E.	Biology, General	20 %
Dayton,Catherine M.	ESL Speaking/Listening	20 %
Deacon,Trenton	Restaurant and Food Services Management	20 %
Dean,Cynthia Margurite	ESL Reading	27 %
DeCecco,Chalmer A.	Administration of Justice	0 %
DeLeon,Daniel W.	Administration of Justice	0 %
Delgadillo,Marisol	Anthropology	52 %
Delnero,Christina M.	Counselor	34 %
Denman,David S.	Philosophy	40 %
DeSouza,Kara D.	Psychology, General	60 %
Dillon,Roger G.	Administration of Justice	0 %
Dolce,Thomas F.	Computer Programming	40 %
Donahoo,Michelle N.	Respiratory Care/Therapy	52 %
Dorris,Tamara L.	Real Estate	60 %
Drobot,Mikhail	Diesel Technology	53 %
Duan,Xin-Ran	Mathematics, General	33 %
Duff,Jeanne A.	Software Applications	18 %
Duffey,Brendan C.	Commercial Music	57 %
Dunmore,Steven E.	Intercollegiate Athletics	15 %
Duran,James J.	Mathematics, General	40 %
Durden,Michelle L.	Sociology	20 %
Duval,Beverly K.	Librarian	37 %
Earle,Robert E	Geographic Information Systems	20 %
Echeverria,Nick V.	Administration of Justice	0 %
Eckley,Terri L.	Psychology, General	40 %
Econome,Jennie G.	Academic Guidance	40 %
Econome,Jennie G.	Counselor	4 %
Egunnike,Adedeji B.	Accounting	20 %
Engstrom,Karina H.	Biology, General	20 %
Esque,Melanie E.	Administration of Justice	0 %

FTE appearing as 0% for the current or upcoming semester is pending determination of assignment / load. FTE in previous semesters will appear as 1% for assignments between 0% and 1%. * = New Employee ** = Returning Employee

Employees hired under equivalency criteria pursuant to Ed. Code Section 87359, Title V, Section 53430(a), and Board Policy 5123 will be identified as follows: A1;A3;A4;B1;B2;B3;B4=Experience / Education | A2 = Education | A5;B5 = Experience

TEMPORARY, PART-TIME EMPLOYEES Fall 2021
American River College

<u>Name</u>	<u>Subject</u>	<u>FTE</u>
Evans,David N.	ESL Writing	60 %
Ezenwa,Emmanuel C	Welding Technology	28 %
Farnham,Cynthia B.	Sign Language Interpreting	20 %
Fierro,Laura D.	Librarian	12 %
Finnerty,Kevin C.	Administration of Justice	0 %
Fix,Andrew W.	Philosophy	60 %
Fleshman,Dane R.	Mathematics, General	20 %
Flynn,Lorraine M.	English	40 %
Foley,Morgan	Administration of Justice	0 %
Fortunato,Monique	Anthropology	16 %
Freeman,Grace	ESL Writing	40 %
** (B5) French,Scott D.	Administration of Justice	0 %
Fukui,Katherine	ESL Writing	27 %
Fukui,Katherine	ESL Speaking/Listening	27 %
Gable,Monica L.	Paralegal	60 %
Galarza,Ivette	Spanish	53 %
Gale,Deborah N.	Mathematics, General	33 %
Gallon,Cheryl A.	Sign Language Interpreting	27 %
Galmant,Jekaterina	Russian	53 %
Garasanin,Olivera	History	40 %
Garcia,Louie G.	Electrical	31 %
Garcia,Monica R.	Spanish	53 %
Garcia-Keegan,Bernard J.A.M	Speech Communication	40 %
Gardner,Christopher S	Natural Resources	18 %
Garfield,Elizabeth T.	Physiology (Includes Anatomy)	52 %
Garg,Purwa	Fashion	20 %
Garg,Purwa	Fashion Design	28 %
Gaudard,Rolf R.	History	20 %
Gaynor,Carolyn R.	Administration of Justice	0 %
Gebo,Rebecca A.	Health Education	40 %
Gerhart,Karen L.	Biology, General	36 %
Gerhart,Karen L.	Study Skills	8 %
Gerlis,Rachel A.	Sign Language	53 %
Ghasemiyeh,Soraya Z.	Chemistry, General	52 %
Glenn,Daniel J.	ESL Writing	40 %
Glenn,Daniel J.	ESL Speaking/Listening	20 %
Glickman,James A.	Real Estate	23 %
Glynn,Harley A.	Commercial Music	47 %
Goldbar,Christine A.	English	40 %
Goldberg,Stephen E.	Paralegal	20 %
Gordon,Leland C	Speech Communication	60 %
Gorsuch,Susan C.	Administration of Justice	0 %
Gottke,Darren J.	Chemistry, General	59 %
Griffin,Madison S.	ESL Writing	60 %
Guadalupe,Krishna L.	Sociology	40 %
Guajardo,Raymond V	Emergency Medical Services	10 %
Guerin,Jeanne G.	English	40 %
Gunn,Martin E.	Automotive Technology	33 %
Gutierrez,Julio S.	Automotive Technology	53 %
Gutowsky,Edward A.	English	60 %
Ha,Annette A.	English	40 %
Hake,Patricia L.	English	33 %
Han,Helen Kwon	Job Seeking/Changing Skills	7 %
Han,Helen Kwon	Coordinator	60 %

FTE appearing as 0% for the current or upcoming semester is pending determination of assignment / load. FTE in previous semesters will appear as 1% for assignments between 0% and 1%. * = New Employee ** = Returning Employee

Employees hired under equivalency criteria pursuant to Ed. Code Section 87359, Title V, Section 53430(a), and Board Policy 5123 will be identified as follows: A1;A3;A4;B1;B2;B3;B4=Experience / Education | A2 = Education | A5;B5 = Experience

TEMPORARY, PART-TIME EMPLOYEES Fall 2021
American River College

<u>Name</u>	<u>Subject</u>	<u>FTE</u>
Han, Peter M.	Counselor	58 %
** (A1) Hansen, Gina	Gerontology	30 %
Hartman, Galen L.	Automotive Collision Repair	27 %
Harvey, David B.	Administration of Justice	0 %
Havener, Mark A.	Computer Information Systems	13 %
** (A5) Hayes, David V.	Administration of Justice	0 %
Hellesen, Richard S.	Film Studies	20 %
Hernandez, Israel	Administration of Justice	0 %
Hickman, Lauren Rose	Child Development/Early Care and Educatio	40 %
Hoffman-Rubin, Lee E.	Music	66 %
Hojjat, Payam J.	Computer Infrastructure and Support	24 %
Hojjat, Payam J.	Computer Networking	7 %
Huerta, Teresa A.	Administration of Justice	0 %
Huggins, Ross R.	Administration of Justice	20 %
Hughes, Heather V.	Counselor	5 %
Iannone, Albert J.	Fire Technology	40 %
Jackson, Jillian J.	Geography	20 %
James, Mary E.	Administration of Justice	0 %
Jameson, Richard L.	Administration of Justice	0 %
Johnson Jr, Jody S.	Administration of Justice	20 %
Johnson, Melvin H.	Welding Technology	22 %
Johnson, Patricia E.	Interior Design and Merchandising	48 %
Johnson, Seth R.	Emergency Medical Services	10 %
Juner, Robert A.	Registered Nursing	59 %
Jungkeit, James J.	Administration of Justice	0 %
Kaneyuki, Brent Y.	Administration of Justice	0 %
Kelley, Sean M.	Administration of Justice	0 %
Kientz, Michelle L.	Counselor	51 %
Kientz, Michelle L.	Counselor	8 %
Kinney, Sasha M.	Library Science, General	20 %
Kjelstrom, Andrea N.	Gerontology	10 %
Klar, Janice E.	Counselor	15 %
Kleist, Rachel	Sign Language Interpreting	10 %
Kovar, Timothy J.	Small Business and Entrepreneurship	40 %
Kovar, Timothy J.	Real Estate	20 %
Kraft, Mary Ellen	Registered Nursing	64 %
Kwong, Kenneth Richard	Fire Technology	40 %
Kwong, Kenneth Richard	Coordinator	20 %
Laird, Brian B.	Administration of Justice	0 %
Larabee, Linda G.	Reading	23 %
Le, John Thinh Ngoc	Marketing & Distribution	40 %
Lee, Michael D.	Accounting	27 %
Lee, Sara E.	History	40 %
Leo, Regina S.	Counselor	57 %
Lester, Katherine M.	Administration of Justice	0 %
Leveille, Rebecca A.	Office Technology/Office Computer Applicati	65 %
Lewis, Deana L.	ESL Writing	60 %
Lindgren, Erica	Physiology (Includes Anatomy)	52 %
Lingsweiler, Ryan W.	Speech Communication	60 %
Liu, Ka Man	Biomedical Instrumentation	25 %
Lommori, Michael L.	Administration of Justice	0 %
Long, Jackie R.	Administration of Justice	0 %
Long, Jason S.	Dramatic Arts	30 %
Long, Jason S.	English	20 %

FTE appearing as 0% for the current or upcoming semester is pending determination of assignment / load. FTE in previous semesters will appear as 1% for assignments between 0% and 1%. * = New Employee ** = Returning Employee

Employees hired under equivalency criteria pursuant to Ed. Code Section 87359, Title V, Section 53430(a), and Board Policy 5123 will be identified as follows: A1;A3;A4;B1;B2;B3;B4 = Experience / Education | A2 = Education | A5;B5 = Experience

TEMPORARY, PART-TIME EMPLOYEES Fall 2021
American River College

<u>Name</u>	<u>Subject</u>	<u>FTE</u>
Lotter,Richard B.	Music	3 %
** (A2) Lui,Diane C.	Fine Arts, General	60 %
Mahallati,Reza	Engineering, General	35 %
Mahmood,Khalid	Mathematics, General	33 %
Majhail,Radhika	Business Management	40 %
Malupa,Miralynn F.	ESL Writing	20 %
Mann,Nicole M.	Chemistry, General	52 %
Manukyan,Knarik	Mathematics, General	27 %
Manzar,Sahreen	Paralegal	20 %
Marion,Derrick T.	Administration of Justice	0 %
Marmer,Richard F.	Psychology, General	40 %
Marquis,Trinette L	Speech Communication	60 %
Marshall,Jeri I	Academic Guidance	20 %
Martin,Gregory D	Accounting	47 %
Martinez,Jesus C.	Sign Language Interpreting	3 %
Martinez,Maricela C.	Spanish	27 %
Marvelli,Anthony J	Music	33 %
Masseti,Thomas P.	Administration of Justice	0 %
Maurino,Molly A.	Physical Education	15 %
Mayes,Orrlando L.	Administration of Justice	0 %
McChane,Scott A	Commercial Music	40 %
McClellan-Morehouse,Martha Harriet	Academic Guidance	10 %
McCord,Karen M.	Psychology, General	20 %
McCoy,Karen	Librarian	9 %
McMurdo,Tammy J.	Nutrition, Foods, and Culinary Arts	20 %
Mead,William A.	Website Design and Development	28 %
Medcalf,John C.	Mathematics, General	33 %
Mehallo,Stephen M.	Digital Media	28 %
Mehallo,Stephen M.	Computer Graphics and Digital Imagery	20 %
Melgarejo,Emanuel	Counselor	20 %
Mendez,Shannon M.	English	60 %
Meux,Brian L.	Administration of Justice	0 %
Michaels,Craig	Administration of Justice	0 %
Miranda,Mee	Counselor	50 %
Miranda,Yolanda O.	Counselor	22 %
Mirmobiny,Shadieh	Fine Arts, General	20 %
Mirzaagha,Mohammad E.	Mathematics, General	53 %
Mitchell,Christopher B.	Fire Technology	20 %
Mitchell,Christopher B.	Wildland Fire Technology	20 %
Mitchell,Robin S.	Registered Nursing	64 %
Mokarami,Yadollah	Accounting	47 %
Montague-Archer,Nancy	Astronomy	20 %
Montgomery,Kelly J.	Business and Commerce, General	20 %
Montoya,Sally	Administration of Justice	20 %
Moody,Heather	Intercollegiate Athletics	49 %
Moser,Richard M.	English	50 %
Mott,Rodney E.	Fine Arts, General	20 %
Mrizek,Jeffrey A.	Real Estate	40 %
Mueller,Robert G.	Administration of Justice	0 %
Mulvihill,Shauna Marie	History	40 %
Munoz,David F.	Accounting	53 %
Nakada,Michael GS	Culinary Arts	22 %
Narvand,Payam	Business Administration	20 %
Narvand,Payam	Business Management	20 %

FTE appearing as 0% for the current or upcoming semester is pending determination of assignment / load. FTE in previous semesters will appear as 1% for assignments between 0% and 1%. * = New Employee ** = Returning Employee

Employees hired under equivalency criteria pursuant to Ed. Code Section 87359, Title V, Section 53430(a), and Board Policy 5123 will be identified as follows: A1;A3;A4;B1;B2;B3;B4=Experience / Education | A2 = Education | A5;B5 = Experience

TEMPORARY, PART-TIME EMPLOYEES Fall 2021
American River College

<u>Name</u>	<u>Subject</u>	<u>FTE</u>
Nedorezov,Svetlana	Mathematics, General	40 %
Nedovodeeva Ortiz,Elena V.	ESL Writing	60 %
Nelsen,Betty L.	Digital Media	28 %
Neumann,Ingrid H.	Physics, General	56 %
Ngo,Tu C.	Mathematics, General	40 %
Nguyen,Jonathan	Chemistry, General	52 %
Nichols,Tye A	Biology, General	36 %
Nielsen,Ruth C.	Counselor	6 %
Nogales,Patti D	Philosophy	40 %
Nokkeo,Jeff J.	Drafting Technology	33 %
Norton,Justin M.	Speech Communication	20 %
O'Brien,Leslie S.	Floriculture /Floristry	45 %
Odell,Ashley R.	Academic Guidance	20 %
O'Donnell,Daniel G.	Business Administration	55 %
O'Neal-Watts,Jennifer Lee	Librarian	12 %
Overton,Steven T.	Counselor	12 %
Palaspas,Candice M.	Counselor	53 %
Parker,Patricia L	Registered Nursing	64 %
Parkhurst,William A.	Philosophy	20 %
Parrish,Stephanie S.	Reading	13 %
Parrish,Stephanie S.	ESL Writing	20 %
Parrish,Stephanie S.	Coordinator	20 %
Pellerin,Kristie J.	Biology, General	36 %
** (A5) Penwell,Robyn S.	Physical Education	15 %
Perez,Kristine A.	Biology, General	36 %
Perrault,Priscilla A.	Counselor	30 %
Peterson,Krysta R.	ESL Writing	40 %
** (A2) Petraru,Marius	Geography	40 %
Pezone,John P.	Administration of Justice	20 %
Phillips,Matthew W.	World Wide Web Administration	35 %
Ponce,Carlos F.	Administration of Justice	0 %
Popowicz,Dylan M	Philosophy	40 %
Porter,Cherri J.	English	67 %
Powers,Matthew T.	Administration of Justice	40 %
Preciado,Monica Isabel	General Work Experience	20 %
Preciado,Monica Isabel	Counselor	38 %
Pryde,Marvin E.	Registered Nursing	37 %
Pulido,Brandi N.	Counselor	60 %
Ramirez,Arnie	Culinary Arts	28 %
Ramirez,Erwin F.	Administration of Justice	0 %
Rankin,Janet E.	History	40 %
Reed,Arthur L.	Geology	16 %
Regan,Debra Sue	Biology, General	20 %
Regan,Debra Sue	Physiology (Includes Anatomy)	36 %
Rennie,Sharilyn M.	Microbiology	41 %
Rennie,Sharilyn M.	Health Education	20 %
Rich,Amber N	Marketing & Distribution	20 %
Riese,Kelly L.	Speech Communication	20 %
Riley,Robert R.	Emergency Medical Services	10 %
Rivera-Carpenter,Veronica M.	Child Development/Early Care and Educatio	40 %
Roberts,Courtney Miller	ESL Writing	27 %
Roberts,Courtney Miller	ESL Integrated	23 %
Roberts,Heather R.	Physiology (Includes Anatomy)	32 %
Roberts-Eccles,Debra C.	ESL Writing	40 %

FTE appearing as 0% for the current or upcoming semester is pending determination of assignment / load. FTE in previous semesters will appear as 1% for assignments between 0% and 1%. * = New Employee ** = Returning Employee

Employees hired under equivalency criteria pursuant to Ed. Code Section 87359, Title V, Section 53430(a), and Board Policy 5123 will be identified as follows: A1;A3;A4;B1;B2;B3;B4=Experience / Education | A2 = Education | A5;B5 = Experience

TEMPORARY, PART-TIME EMPLOYEES Fall 2021
American River College

<u>Name</u>	<u>Subject</u>	<u>FTE</u>
Robinson, Donna L.	Administration of Justice	0 %
Robinson, Matthew P.	Music	63 %
Robison, Bradley O.	Administration of Justice	0 %
Rochford, Jeffrey A.	Multimedia	28 %
Rochford, Jeffrey A.	Computer Graphics and Digital Imagery	28 %
Rodriguez-Rutten, Paula	Mathematics, General	40 %
Rodriguez-Rutten, Paula	Mathematics Skills	13 %
Rogers, Andrew B.	Philosophy	40 %
Rogers, Kristina S.	English	40 %
** (B4) Rose, David A.	Administration of Justice	0 %
** (B5) Rossman, Leslie A.	Welding Technology	30 %
Rowe, Harold E.	Administration of Justice	0 %
Ruckels, Melynda S.	Registered Nursing	4 %
** (A2) Safvi, Syed A.	Mathematics, General	33 %
Salisbury, Roy D.	Database Design and Administration	11 %
Salisbury, Roy D.	World Wide Web Administration	12 %
** (A2) Salluzzo, Michelle Anne	Child Development/Early Care and Education	40 %
Samarina, Irina	Music	3 %
Samborski, Dan W.	Painting & Drawing	28 %
Sanchez Ordaz, Arnold E.	Psychology, General	60 %
Saur, Denise M.	ESL Writing	40 %
Saur, Denise M.	ESL Speaking/Listening	20 %
Saur, Theodore J.	ESL Writing	40 %
Saur, Theodore J.	ESL Speaking/Listening	20 %
Schirmer, Marie A.	Nutrition, Foods, and Culinary Arts	20 %
Schroeder-Evans, Kimbra S.	Spanish	53 %
Schwab, Paul J.	Restaurant and Food Services Management	33 %
Seguine, Richard K.	Fire Technology	40 %
Shah, Rabail R.	Classics-Humanities	20 %
** (A3) Shearer, Tracy F.	Dramatic Arts	60 %
Shepherd, Elden B.	Administration of Justice	0 %
Simmons, Floyd Raymond	Administration of Justice	0 %
Simon, Sabina F.	ESL Writing	27 %
Singer, Scott	Restaurant and Food Services Management	33 %
Sisneros, Linda L.	Electronics & Electric Technology	30 %
Sneed, Jacquelyn	Gerontology	17 %
Soghomonians, Arlen	Emergency Medical Services	10 %
Solomon, Enrico B.	Administration of Justice	0 %
Sowards, Timothy L.	Administration of Justice	20 %
** (B5) Spataro, Kurt B.	Restaurant and Food Services Management	20 %
** (A1) Spencer, Katherine E.	Classics-Humanities	20 %
** (A1) Spencer, Katherine E.	Other Humanities	20 %
Stapleton, Michael E.	Administration of Justice	0 %
Stark, Stacey L.	Registered Nursing	64 %
Staten, Keith J.	Paralegal	40 %
Stern, Bradley A.	Psychology, General	40 %
Stevens, Briagha E.	English	40 %
Stevens, Sam E.	Psychology, General	60 %
** (B5) Stickel, Mike E.	Automotive Technology	7 %
** (B5) Stickel, Mike E.	Automotive Collision Repair	38 %
Strawn, Gregory D.	English	20 %
Sundin, Daniel R.	Microbiology	41 %
Swanson, Maureen A.	Administration of Justice	0 %
Sweeney, Thomas D.	Administration of Justice	0 %

FTE appearing as 0% for the current or upcoming semester is pending determination of assignment / load. FTE in previous semesters will appear as 1% for assignments between 0% and 1%. * = New Employee ** = Returning Employee

Employees hired under equivalency criteria pursuant to Ed. Code Section 87359, Title V, Section 53430(a), and Board Policy 5123 will be identified as follows: A1;A3;A4;B1;B2;B3;B4=Experience / Education | A2 = Education | A5;B5 = Experience

TEMPORARY, PART-TIME EMPLOYEES Fall 2021
American River College

<u>Name</u>	<u>Subject</u>	<u>FTE</u>
Swift,Charles A.	Administration of Justice	0 %
Tabrizi,Setareh H.	English	40 %
Tadlock,Duane A	Administration of Justice	0 %
Theiss,William Francis	Software Applications	18 %
Thomas,Ramona S.	Child Development/Early Care and Educatio	20 %
Thomas,Ramona S.	Children with Special Needs	20 %
Toomey,Daniel P.	Administration of Justice	40 %
Torres,Veronica C.	Drafting Technology	56 %
Tran,Ocean V.	Electrical	38 %
Tran,Thang	Electrical	31 %
Tsushima,Cheryl L.	Automotive Technology	67 %
Tuso,Richard	Automotive Technology	13 %
Tzou,Ann S.	ESL Writing	40 %
Tzou,Ann S.	ESL Speaking/Listening	20 %
Uptegrove,Jim L.	Administration of Justice	0 %
Vasquez,Karen M.	Speech Communication	60 %
** (A5) Verdoorn,Dirk D.	Geography	20 %
Verhage,Beth L.	ESL Writing	40 %
Verhage,Beth L.	ESL Speaking/Listening	20 %
Vervilos,Vasseliki	Accounting	67 %
Wake,Audra G.	Paralegal	60 %
Walker,Eric S.	Administration of Justice	0 %
Welch,David P.	Drafting Technology	63 %
Welch,Nicole M.	Business Management	20 %
Welkley,Debra L.	Sociology	40 %
West,Sharon L.	Business and Commerce, General	20 %
Wheeler,Susan R.	Business and Commerce, General	20 %
Wheeler,Susan R.	Business Management	7 %
Wheeler,Susan R.	Small Business and Entrepreneurship	20 %
Wheeler,Susan R.	Marketing & Distribution	7 %
White,Gay A.	ESL Writing	47 %
Wilkinson,Cheryl	ESL Writing	40 %
Williams,Michelle D.	Economics	40 %
Wilouza,Monica E.	Emergency Medical Services	10 %
Wilson,Keri K.	Administration of Justice	0 %
Winford,Geoffrey M.	Administration of Justice	0 %
Witteborg,Janina L.	Sign Language Interpreting	7 %
Wolfley,Ronald E.	Emergency Medical Services	10 %
Wong,Kim W.	Administration of Justice	0 %
Wooden,Tami D.	Physical Education	15 %
Word,Richard L.	Administration of Justice	0 %
Yanez,Israel	Librarian	11 %

TEMPORARY, PART-TIME EMPLOYEES Fall 2021
Cosumnes River College

<u>Name</u>	<u>Subject</u>	<u>FTE</u>
Austin,Leroy A.	Speech Communication	20 %
Ballard,Sheryl L.	Family Studies	20 %
Barela,Eva E.	Spanish	35 %
Bass,Charles W.	Chemistry, General	52 %
Benskin,Karena T.	Business and Commerce, General	20 %
Benskin,Karena T.	Small Business and Entrepreneurship	40 %
Beren,Timothy S.	Mathematics, General	57 %

FTE appearing as 0% for the current or upcoming semester is pending determination of assignment / load. FTE in previous semesters will appear as 1% for assignments between 0% and 1%. * = New Employee ** = Returning Employee

Employees hired under equivalency criteria pursuant to Ed. Code Section 87359, Title V, Section 53430(a), and Board Policy 5123 will be identified as follows: A1;A3;A4;B1;B2;B3;B4=Experience / Education | A2 = Education | A5;B5 = Experience

TEMPORARY, PART-TIME EMPLOYEES Fall 2021

Cosumnes River College

<u>Name</u>	<u>Subject</u>	<u>FTE</u>
Beyrer, Kimberlee M.D.	Counselor	13 %
Biesiadecki, Mary R.	Veterinary Technician (Licensed)	45 %
Binder, Marnie	Classics-Humanities	20 %
Binder, Marnie	Other Humanities	20 %
BoarerPitchford, Julie K.	Nutrition, Foods, and Culinary Arts	40 %
Brooks, James K.	Mathematics, General	33 %
Browne, Rachael E.	Sociology	40 %
Buchanan-Cello, Shelly A.	Academic Guidance	20 %
Carinci, Sherrie T.	Business and Commerce, General	40 %
Carter, Cari A.	Sign Language	53 %
Chan, Betty	Political Science	20 %
Charters, Suzette M.	Mathematics, General	50 %
Chase, Lawrence J.	Speech Communication	40 %
Chow, Nicholas	Mathematics, General	33 %
Church, Schyler B	Real Estate	20 %
Cinelli, Albert E.	Philosophy	20 %
Cobos, Isela	Counselor	6 %
Colagross-Schouten, Angela M.	Veterinary Technician (Licensed)	63 %
Coleman, Jillian L.	Classics-Humanities	40 %
Coleman, Jillian L.	Other Humanities	20 %
Conner, Lyn W.	Astronomy	60 %
Contreras Cardenas, Angel V	Physiology (Includes Anatomy)	52 %
Coronado Barraza, Victor A.	Spanish	27 %
Curry, Albert C	Mathematics, General	28 %
Dale, Jeffrey J.	Philosophy	40 %
Davenport, Carly S.	Mass Communications	20 %
Davenport, Lon O.	Business Administration	40 %
de Jesus, Michael	Restaurant and Food Services Management	13 %
de la Torre, Catherine	Infants and Toddlers	20 %
De Mars, Eva	Intercollegiate Athletics	41 %
Diehl, Kellie A.	Physical Education	15 %
Dobson, Veronica E.	Psychology, General	40 %
Domek, Anna L.	Counselor	4 %
Doolittle, Jason	Restaurant and Food Services Management	40 %
Dow, Keith E.	Physics, General	56 %
Dunne, Vanessa P.	Microbiology	63 %
Edmonds, Jason L.	Anthropology	36 %
Elston, Tyler M.	Sociology	40 %
Enck, Maizy E.	Fine Arts, General	60 %
Evans, Debra L.	Office Technology/Office Computer Applicati	7 %
Evans, Debra L.	Information Technology, General	40 %
Evans, Debra L.	Software Applications	13 %
Evoy, Angela M	Anthropology	48 %
Falloon, Matthew T.	English	60 %
Fitz Gibbon, Linda S.	Sculpture	57 %
Floyd, Amy M	Pharmacy Technology	23 %
Fortunato, Monique	Anthropology	40 %
Fowler, Elmira F.	Mathematics, General	57 %
Gacilan, Gilbert S	Counselor	21 %
Gage, Ambyr	English	60 %
Gager, Tamatha C.	Psychology, General	40 %
Gale, Jessilyn C.	Speech Communication	40 %

FTE appearing as 0% for the current or upcoming semester is pending determination of assignment / load. FTE in previous semesters will appear as 1% for assignments between 0% and 1%. * = New Employee ** = Returning Employee

Employees hired under equivalency criteria pursuant to Ed. Code Section 87359, Title V, Section 53430(a), and Board Policy 5123 will be identified as follows: A1;A3;A4;B1;B2;B3;B4=Experience / Education | A2 = Education | A5;B5 = Experience

TEMPORARY, PART-TIME EMPLOYEES Fall 2021
Cosumnes River College

<u>Name</u>	<u>Subject</u>	<u>FTE</u>
Gale,Mark R.	Accounting	47 %
Geiger,Steve	Construction Crafts Technology	37 %
Gelotte,Danielle	Counselor	5 %
Gelotte,Danielle	Counselor	9 %
Gilmore,Cassandra C.	Anthropology	57 %
Godinho,Marianina S.	Accounting	40 %
Goldbar,Christine A.	English	20 %
Goodrich,Robert S.	Geography	56 %
Graham,Frank D.	English	40 %
Grahn,Robert A.	Biology, General	36 %
Green,Charlene K.	Counselor	10 %
** (A5) Green-Clark,Michelle R.	Dance	30 %
Greer,Albert A.	Astronomy	25 %
Gruber,Corey M.	English	60 %
Gryffin,Peter A.	Health Occupations, General	40 %
Guan,Bao J.	Mathematics, General	60 %
Haas,Richard A.	Fire Academy	49 %
Hall,Javelin E.	English	40 %
Hall,Javelin E.	ESL Speaking/Listening	20 %
Harrington,Beverly J.	English	20 %
Harris,Jonathan J.	Counselor	38 %
Henkens,Robert A	Fire Academy	49 %
Hewell Starnes,Tracy	Nurse	16 %
Hicks,Charity C.	Information Technology, General	20 %
Hohlwein,Laura A.	Painting & Drawing	28 %
Holden,Cherelle L.	English	40 %
Hover-Smoot,Katherine T.	Fine Arts, General	40 %
Huang,Zhi Hua	Accounting	53 %
Johnson,Robert K.	Business and Commerce, General	40 %
Jones,Jenny L.	Counselor	15 %
Jones,Jenny L.	Counselor	32 %
Jones,Jenny L.	Counselor	12 %
Jones,Kristin R	Health Occupations, General	40 %
Joseph,Erica H.	Counselor	2 %
Judge,Abigail K.	Veterinary Technician (Licensed)	23 %
Kair,Beven	Mathematics, General	20 %
Kellerman,Theresa F	Mathematics, General	33 %
King,Kimberly M.	Counselor	23 %
King,Kimberly M.	Counselor	31 %
Knisely,Christopher M.	Human Services	20 %
Kor,Samra Z.	ESL Writing	20 %
Kor,Samra Z.	ESL Speaking/Listening	20 %
Koscheski,Frances M.	Nurse	26 %
Larkin,Asia S.	Economics	40 %
Lemoine,Florence A.	History	20 %
Leslie,Asya Monique	Psychology, General	60 %
Lewis,Ahisha	Human Services	20 %
Li,Xiaozhu	Mathematics, General	57 %
Liang,Zhicheng	Economics	40 %
Limon,Kimberly T.	English	60 %
Lindsey,William N.	Counselor	2 %

FTE appearing as 0% for the current or upcoming semester is pending determination of assignment / load. FTE in previous semesters will appear as 1% for assignments between 0% and 1%. * = New Employee ** = Returning Employee

Employees hired under equivalency criteria pursuant to Ed. Code Section 87359, Title V, Section 53430(a), and Board Policy 5123 will be identified as follows: A1;A3;A4;B1;B2;B3;B4=Experience / Education | A2 = Education | A5;B5 = Experience

TEMPORARY, PART-TIME EMPLOYEES Fall 2021
Cosumnes River College

<u>Name</u>	<u>Subject</u>	<u>FTE</u>
List,Mark R.	Geology	36 %
Loforte,Priscilla M.	Anthropology	60 %
Logan,Jason K.	Sociology	20 %
Luna,Sergio A.	Spanish	35 %
Lyons,Kristine L.	Sculpture	57 %
Madden,William P.	Counselor	12 %
Maduchukwu,Ifeanyi E.	Accounting	47 %
Mahmood,Ghazanfar B.	Health Occupations, General	40 %
Mahmood,Ghazanfar B.	Administrative Medical Assisting	10 %
Manweller,Mathew S.	Economics	20 %
Marchak,Taras R.	English	20 %
Marslek,Michael R.	Accounting	47 %
Martinez,Maricela C.	Spanish	15 %
McCarthy,Patti J.	Film Studies	20 %
McCollum,John M.	Automotive Technology	10 %
McNee,Shay D.	History	40 %
Melo,Aselia V.	Counselor	17 %
Melo,Aselia V.	Counselor	1 %
Mendoza,Erica D.	Counselor	15 %
Meyers,Dennis J.	Economics	60 %
Mico,Don N.	Physical Fitness and Body Movement	15 %
Mico,Don N.	Intercollegiate Athletics	41 %
Miller,Casey R.	English	60 %
Miranda,Yolanda O.	Counselor	5 %
Mondragon-Lopez,Sergio	Counselor	47 %
Mullerworth,Trudi Fields	English	60 %
Murakami-Smith,Lynne M.	Physical Education	15 %
Murakami-Smith,Lynne M.	Physical Fitness and Body Movement	30 %
Myers,Leah S.	Speech Communication	20 %
Navarro,Murray F.	Mathematics, General	33 %
Nelsenador,Matthew B.	Mathematics, General	53 %
Nelsenador,Matthew B.	Mathematics Skills	7 %
Nelson,Jacquelynn D.	Counselor	42 %
Ngo,Tran N.	Mathematics, General	33 %
Nguyen,Alfonso K.	Learning Skills, Learning Disabled	35 %
Nguyen,Alfonso K.	Counselor	22 %
Nguyen,Hoang D.	Economics	60 %
Nguyen,Uyen P.	Physiology (Includes Anatomy)	20 %
Nguyen,Yen Thi	Vietnamese	27 %
Nielson,Jonathan M.	History	60 %
Ogilvie,Sheila M.	Academic Guidance	40 %
Oliver Graybill,Ann E.	Botany, General	52 %
Otiono,Erica N.	Child Development/Early Care and Educatio	20 %
Otiono,Erica N.	Child Development Administration and Mana	20 %
Parker,Dawn S.	Counselor	49 %
Parker,Grant	Music	20 %
Patten Armbrust,Evelyn T.	Psychology, General	40 %
Peacock,Kristin R.	Counselor	24 %
Peacock,Kristin R.	Counselor	23 %
Perales,Chantel R.	English	40 %
Perkins,Deirdre S.	Computer Networking	18 %

FTE appearing as 0% for the current or upcoming semester is pending determination of assignment / load. FTE in previous semesters will appear as 1% for assignments between 0% and 1%. * = New Employee ** = Returning Employee

Employees hired under equivalency criteria pursuant to Ed. Code Section 87359, Title V, Section 53430(a), and Board Policy 5123 will be identified as follows: A1;A3;A4;B1;B2;B3;B4=Experience / Education | A2 = Education | A5;B5 = Experience

TEMPORARY, PART-TIME EMPLOYEES Fall 2021**Cosumnes River College**

<u>Name</u>	<u>Subject</u>	<u>FTE</u>
Petty,Caryn R	Emergency Medical Services	14 %
Ramirez,Fairuze A.	ESL Writing	20 %
Reed,Arthur L.	Geology	20 %
Reed,Kathaleen E.	English	40 %
Riddle,Lisa K.	ESL Writing	60 %
Riese,Jon C.	Law, General	20 %
Riese,Kelly L.	Speech Communication	40 %
Risenhoover,Dale T.	Health Occupations, General	40 %
Rizam,Dilshod D.	Art	28 %
Rizam,Dilshod D.	Painting & Drawing	28 %
Robinson,Tamara M.	Office Technology/Office Computer Applicati	38 %
Salzman,Julie K.	Counselor	2 %
Salzman,Julie K.	Counselor	11 %
Salzman,Julie K.	Counselor	20 %
Salzman,Julie K.	Counselor	20 %
Samin,Ahmad F	Chemistry, General	59 %
Sanchez,Nicholas G	English	60 %
Sands-Pertel,Judith A.	Music	40 %
Sarkovich,Misha T.	Economics	20 %
Schulte,Wilfred H.	Mathematics, General	67 %
Short,Christina B.	Infants and Toddlers	20 %
Silva,Evelyn D.	Family Studies	40 %
Smith,Jeffrey D.	Automotive Technology	33 %
Smith,Leon T.	Other Humanities	60 %
Sneed,Linda C.	English	60 %
Spisak,John H.	Computer Infrastructure and Support	28 %
Spisak,John H.	Computer Networking	13 %
Stanphill,Cindy D.	English	60 %
Steenland,Mark H.	Film Studies	40 %
Strong,Michael W.	Physics, General	30 %
Strong,Michael W.	Astronomy	32 %
Sultanova,Narmina	Music	18 %
Sutter,Valyn T.	Philosophy	20 %
Sy,Joanne	Mathematics, General	63 %
Tang,Skyeler A	Counselor	2 %
Tang,Skyeler A	Counselor	6 %
Tapia,Andres A.	History	40 %
Terry,John D.	Architecture and Architectural Technology	33 %
Thao,Caroline	Asian (Chinese and Japanese excluded)	35 %
Thaw,Min Min	Economics	40 %
Tierney,Joan W.	Physical Education	30 %
Tierney,Joan W.	Dance	30 %
Tinkler,Charles A.	Construction Inspection	20 %
Torres,Jessica	Counselor	16 %
Tran,Vy	Child Development/Early Care and Educatio	20 %
Treadway,Victoria A.	Child Development/Early Care and Educatio	20 %
** (B5) Trussell,David K.	Civil & Construction Mgmt Technology	35 %
** (A2) Vest,Jefferson D.	Management Development & Supervision	20 %
Viani,Alessandro M	Chemistry, General	52 %
Villalpando,Janel C	ESL Speaking/Listening	27 %
Villalpando,Janel C	ESL Integrated	40 %

FTE appearing as 0% for the current or upcoming semester is pending determination of assignment / load. FTE in previous semesters will appear as 1% for assignments between 0% and 1%. * = New Employee ** = Returning Employee

Employees hired under equivalency criteria pursuant to Ed. Code Section 87359, Title V, Section 53430(a), and Board Policy 5123 will be identified as follows: A1;A3;A4;B1;B2;B3;B4=Experience / Education | A2 = Education | A5;B5 = Experience

TEMPORARY, PART-TIME EMPLOYEES Fall 2021**Cosumnes River College**

<u>Name</u>	<u>Subject</u>	<u>FTE</u>
Watkins,Zachary M.	Music	35 %
Watson,Bethany R.	Mathematics, General	55 %
Wellington,Erica M.	Counselor	26 %
Wergeland,Kari A.	Librarian	14 %
Westover,Marie L.	Biology, General	57 %
White,Jaisha A.	General Work Experience	20 %
Whiteaker,Douglas W.	Construction Inspection	20 %
Whitehead,Pamela L.	Fine Arts, General	40 %
Wiggins,Marcelle F.	Art	28 %
Wiggins,Marcelle F.	Painting & Drawing	28 %
Williams,Kaitlyn A	Mathematics, General	67 %
Wise,Kristine M.	Nutrition, Foods, and Culinary Arts	20 %
Yeung Whamond,Esther E.	Counselor	8 %
Young,Cicely N.	English	20 %
Yu,Eric	Chemistry, General	59 %
Zambello,Giancarlo	Psychology, General	40 %
Zarate Estrada,Alberto	Spanish	35 %
Zenuk,Elizabeth A.	Intercollegiate Athletics	41 %

TEMPORARY, PART-TIME EMPLOYEES Fall 2021**Folsom Lake College**

<u>Name</u>	<u>Subject</u>	<u>FTE</u>
Abeyta,Steven V.	English	33 %
Babb,Danielle L.	Office Technology/Office Computer Applicati	26 %
Baker-Nauman,Lynn	Human Services	60 %
Bauer,Christian A.	Philosophy	40 %
Beatty,Heather E.	English	40 %
Beltz,Cynthia L	Children with Special Needs	20 %
Benford,William	Intercollegiate Athletics	39 %
Benford,William	Exercise Sciences/Physiology and Movemen	15 %
Blackmon,Tavarus	Painting & Drawing	57 %
Bliss,Kellie C.	Child Development/Early Care and Educatio	20 %
Bolton,Sara Michele	Spanish	35 %
Brown,Charles W.	Engineering, General	35 %
Buch,Dipali D.	Business and Commerce, General	40 %
Buch,Dipali D.	Business Management	20 %
Bulaong,Jesse Paul C.	Mathematics, General	53 %
Burke,Paul W.	Sociology	40 %
Burmester,Jami A.	Librarian	17 %
Cai,Yueqiang	Mathematics, General	33 %
Cheng,Diana J	Chemistry, General	40 %
Cherok-Fenner,Natalie J.	Medical Laboratory Technology	56 %
Cooper,Paul G.	History	40 %
Cruz,Ronald J.	English	40 %
Dale,Michael J.	Music	40 %
Dale,Michael J.	Commercial Music	26 %
Dao,Cam V.	Accounting	27 %
Davis,Michael R.	Information Technology, General	20 %
DeGraff,Marra	Biology, General	15 %
DeGraff,Marra	Earth Science	16 %

FTE appearing as 0% for the current or upcoming semester is pending determination of assignment / load. FTE in previous semesters will appear as 1% for assignments between 0% and 1%. * = New Employee ** = Returning Employee

Employees hired under equivalency criteria pursuant to Ed. Code Section 87359, Title V, Section 53430(a), and Board Policy 5123 will be identified as follows: A1;A3;A4;B1;B2;B3;B4=Experience / Education | A2 = Education | A5;B5 = Experience

TEMPORARY, PART-TIME EMPLOYEES Fall 2021
Folsom Lake College

<u>Name</u>	<u>Subject</u>	<u>FTE</u>
DeMercurio,Dana M.	Speech Communication	40 %
Dib,Amal	Mathematics Skills	60 %
Diehl,Kellie A.	Physical Education	15 %
DiGaetano,Anthony L.	Business and Commerce, General	40 %
Divittorio,Amy M.	Spanish	35 %
Dobson,Veronica E.	Psychology, General	20 %
Domek,Anna L.	General Work Experience	20 %
Droege,Brooke J.	Speech Communication	60 %
Du,Kseniya	Painting & Drawing	28 %
Du,Kseniya	Sculpture	28 %
Eitel,Juliet D.	Mathematics, General	33 %
** (A1) Eldridge,Ethan C.	Information Technology, General	20 %
Emad,Navid	French	35 %
Emmert,Megan E.M.	Classics-Humanities	20 %
Escalante,Fernando J.	Water and Wastewater Technology	20 %
Faulds,Scott A.	Business and Commerce, General	20 %
Faulds,Scott A.	International Business and Trade	40 %
Faulkner,Leisa A.	Sociology	20 %
Ferry-Perata,Elizabeth A.	Child Development/Early Care and Educatio	20 %
Ferry-Perata,Elizabeth A.	Child Development Administration and Mana	20 %
Ferry-Perata,Elizabeth A.	Family Studies	20 %
Fitch,Susan M.	Accounting	53 %
Funderburg,Kelly L.	Study Skills	20 %
Funderburg,Kelly L.	General Work Experience	20 %
Gaffaney,Timothy J.	Political Science	20 %
Germany,Talver J.	Painting & Drawing	57 %
Gill,Ravenpreet K	Sociology	40 %
Godinho,Marianina S.	Accounting	20 %
Graham,Reginald A.	Music	40 %
Gray,Robert M.	Physical Education	15 %
Gray,Victoria K.	Other Humanities	60 %
Greer,Albert A.	Astronomy	20 %
Gross,Bryan E.	Psychology, General	20 %
** (A1) Haeuptle,Christina W.	Speech Communication	20 %
Hanrahan,Molly P.	Intercollegiate Athletics	49 %
Heiler,Felicia P.	Software Applications	12 %
Hicks,Charity C.	Information Technology, General	12 %
Hoffman,Dale H.	Anthropology	16 %
Hood,Khulan J	Music	15 %
Huber,Doris	English	33 %
Huber,Doris	ESL Integrated	7 %
Huddleston,Robert G.	Computer Programming	35 %
Johnson,Lewis E.	Music	35 %
Kessler,Kaitlin C	Viticulture, Enology, and Wine Business	20 %
Knox,Paul Douglas	English	33 %
Koorkoff,Marina	Psychology, General	40 %
Lee,Michelle K.	Physiology (Includes Anatomy)	52 %
LeFebvre,Edith E.	Speech Communication	20 %
Leitner,David Scott	Anthropology	40 %
Lewis,Barbara R.	Study Skills	20 %
Lilley,Michael J.	Emergency Medical Services	24 %

FTE appearing as 0% for the current or upcoming semester is pending determination of assignment / load. FTE in previous semesters will appear as 1% for assignments between 0% and 1%. * = New Employee ** = Returning Employee

Employees hired under equivalency criteria pursuant to Ed. Code Section 87359, Title V, Section 53430(a), and Board Policy 5123 will be identified as follows: A1;A3;A4;B1;B2;B3;B4=Experience / Education | A2 = Education | A5;B5 = Experience

TEMPORARY, PART-TIME EMPLOYEES Fall 2021
Folsom Lake College

<u>Name</u>	<u>Subject</u>	<u>FTE</u>
Lorenzo,Gina M.	Counselor	46 %
Lynch,Blair N.	Psychology, General	40 %
Maddock,Robert A.	History	40 %
Magnuson,Vasiliki M.	Physical Education	45 %
Manker,Nicole M.	Dance	30 %
Marks,Ann L.	Librarian	8 %
Marlow,Edward L.	Water and Wastewater Technology	20 %
Mason,Shawn S.	Spanish	35 %
McConnell,Joel E.	Counselor	6 %
McGhee,Kelly F.	Counselor	56 %
McHenry,Jennifer L.	Geography	40 %
McNeal,Nicole M.	English	40 %
Melby-Harada,Cynthia Diane	Job Seeking/Changing Skills	7 %
Melvin,Anette B.	Child Development/Early Care and Educatio	20 %
Mendoza,Nicole C.	Psychology, General	60 %
Meyer,Kristin M.	English	40 %
Miller,Rene' Y	Nutrition, Foods, and Culinary Arts	20 %
Millington,James E.	Information Technology, General	12 %
Miranda,Yolanda O.	Counselor	1 %
Mirmobiny,Shadie	Fine Arts, General	20 %
Mirmobiny,Shadie	Other Humanities	20 %
Mohrmann,Peter R.	Film Studies	20 %
Mohrmann,Peter R.	Film History and Criticism	20 %
Montague-Archer,Nancy	Astronomy	20 %
Morris,Jennifer K.	Child Development/Early Care and Educatio	20 %
Morris,Jennifer K.	Preschool Age Children	43 %
Morris,Ljiljana	Astronomy	52 %
Nielsen,Ruth C.	Counselor	54 %
Njoku,Portia Onyenachi	Music	60 %
Oliver,Noelle E.	English	20 %
O'Neal-Watts,Jennifer Lee	Librarian	8 %
Osborne,Kerry K	Speech Communication	20 %
Osorio,Cecilia G.	Agriculture Technology & Sciences, Gen	28 %
Osorio,Cecilia G.	Biology, General	36 %
Padash,Nooshin N	Coordinator	59 %
Panoutsopoulos,Alexios A.	Biology, General	8 %
Panoutsopoulos,Alexios A.	Microbiology	21 %
Patten Armbrust,Evelyn T.	Psychology, General	20 %
Pellerin,Kristie J.	Biology, General	20 %
Perez,Craig S.	Physical Education	30 %
Radekin,Rachel R.	Study Skills	20 %
Radekin,Rachel R.	Counselor	20 %
Rahman Jackson,Lishia	Counselor	60 %
Ramos,Maria I.	Nutrition, Foods, and Culinary Arts	40 %
Reno,Susan L.	Health Occupations, General	20 %
Repetto,Deanne R.	Political Science	20 %
Roberge,Andrea M.	Counselor	60 %
Roberts,Heather R.	Physiology (Includes Anatomy)	20 %
***(A1) Rodriguez,Julie L.	Psychology, General	60 %
Rogers,Katie M	Dance	30 %
Rojo,Desiree D.	Nutrition, Foods, and Culinary Arts	20 %

FTE appearing as 0% for the current or upcoming semester is pending determination of assignment / load. FTE in previous semesters will appear as 1% for assignments between 0% and 1%. * = New Employee ** = Returning Employee

Employees hired under equivalency criteria pursuant to Ed. Code Section 87359, Title V, Section 53430(a), and Board Policy 5123 will be identified as follows: A1;A3;A4;B1;B2;B3;B4=Experience / Education | A2 = Education | A5;B5 = Experience

TEMPORARY, PART-TIME EMPLOYEES Fall 2021
Folsom Lake College

<u>Name</u>	<u>Subject</u>	<u>FTE</u>
Rubio,Juan M.	Accounting	27 %
Rutz,Patrick	Intercollegiate Athletics	45 %
Ruybal,Jordan E.	Microbiology	41 %
Sanford,Jennifer K.	Psychology, General	20 %
Sanford,Jennifer K.	Human Services	40 %
Selby,David A.	Political Science	40 %
Sherrell-Davis,Elizabeth A.	International Business and Trade	40 %
Silva-Henry,Rachel A.	Study Skills	40 %
Smith,Valerie T.	English	40 %
Snow,Camille D.	Psychology, General	20 %
Snow,Camille D.	Counselor	28 %
Spier,Gerd	Mathematics, General	33 %
Sporov,Evgeny V.	Music	15 %
Starkey,Danielle F.	English	40 %
Steensland,Mark H.	Film Studies	20 %
Stieferman,Rachel Latter	Psychology, General	40 %
Sutton,Amber M.	Child Development/Early Care and Educatio	20 %
Sutton,Amber M.	Preschool Age Children	43 %
Swink,Mark L.	Emergency Medical Services	24 %
Tang,Vivian	History	20 %
Tees,Jonathan M.	Philosophy	40 %
Thomas,Ramona S.	Child Development/Early Care and Educatio	20 %
Thompson,Janel D.	Anthropology	36 %
Thompson,Janel D.	Archaeology	20 %
Thornton-Sides,Allyson M.	Speech Communication	20 %
Tolopilo,Joshua D.	Chemistry, General	52 %
Tully,David D.	Computer Programming	67 %
Van Camp,James	Film Studies	20 %
Van Camp,James	Dramatic Arts	20 %
Veras,Clarisa C.	Spanish	35 %
Vitaich,Jason M.	Political Science	20 %
Wai,Newton Y.	Mathematics, General	53 %
Wallace,Jennifer C.	Dramatic Arts	20 %
Warnes,Mathias	Philosophy	20 %
Wathen,Myrna K.	Librarian	40 %
Watson,Stephani R	Political Science	20 %
Wedge,Julia A.	Dance	30 %
Welsh,Susan	Geography	52 %
Wenneker,Jacquelyn C.	English	33 %
Wenzel,Michael T.	Biology, General	16 %
Williams,Joshua C.	Astronomy	36 %
Winters,Frances A.	Speech Communication	40 %
Works,Bethany C.	Speech Communication	60 %
** (A4) Zarecky,Barry V.	Intercollegiate Athletics	15 %
Zhang,Ying	Mathematics, General	33 %

TEMPORARY, PART-TIME EMPLOYEES Fall 2021
Sacramento City College

<u>Name</u>	<u>Subject</u>	<u>FTE</u>
Abe,Donyale K	Community Health Care Worker	13 %
** (A1) Akkaziev,Dzhambul	Russian	27 %
Aldabe,Bertrand C.	Environmental Control Technology (HVAC)	32 %

FTE appearing as 0% for the current or upcoming semester is pending determination of assignment / load. FTE in previous semesters will appear as 1% for assignments between 0% and 1%. * = New Employee ** = Returning Employee
 Employees hired under equivalency criteria pursuant to Ed. Code Section 87359, Title V, Section 53430(a), and Board Policy 5123 will be identified as follows: A1;A3;A4;B1;B2;B3;B4=Experience / Education | A2 = Education | A5;B5 = Experience

TEMPORARY, PART-TIME EMPLOYEES Fall 2021
Sacramento City College

<u>Name</u>	<u>Subject</u>	<u>FTE</u>
Angel,Jodelle R.	English	47 %
Ashe,Chipo C.	Counselor	20 %
Ashe,Chipo C.	Counselor	10 %
Austin,Leroy A.	Speech Communication	20 %
Avramenko,Liliana P.	Russian	53 %
Babb,Danielle L.	Software Applications	35 %
Bailey,Amelita H.	Mathematics, General	60 %
** (A5) Bair,Lewis E	Information Technology, General	40 %
** (A5) Barrett,James M.	Economics	20 %
Barry,Anna Marie	Health Occupations, General	20 %
Barry,Anna Marie	Community Health Care Worker	10 %
Bartkiewicz,Matthew	Aviation and Airport Management and Servic	63 %
Bassi,Surinder S.	Mathematics, General	67 %
Bastian,Gregory A.	Business and Commerce, General	20 %
Batarseh,Joseph M.	Arabic	33 %
Batarseh,Joseph M.	History	20 %
Beatrice,Gabrielle	Commercial Music	20 %
Beck-Wegner,Noemi	Psychology, General	20 %
Bella,Cheryl B.	Sign Language	27 %
Bennett,Mela T.	Sign Language	27 %
Beyrer,Kimberlee M.D.	Counselor	19 %
Borders,Angela M.	English	40 %
Bowman,Sean P.	Accounting	53 %
Boyd,Alexandra R	Speech Communication	60 %
Bratton,Clayton G.	Physics, General	16 %
Bratton,Clayton G.	Astronomy	40 %
Braun,Regina J	Counselor	24 %
Briel,Mariah C.	Fine Arts, General	40 %
Brown,Melissa R.	Child Development Administration and Mana	13 %
Bruce,Kathleen E	Speech Communication	20 %
Buchanan-Cello,Shelly A.	Library Science, General	20 %
Buchanan-Cello,Shelly A.	Library Technician (Aide)	20 %
Burke,Larenda R.	Administration of Justice	20 %
** (A1) Caballero Talavera,Nicolas	Psychology, General	20 %
Cardenas,Theresa M.	Counselor	7 %
Cardenas,Theresa M.	Counselor	10 %
Carnero,Mark A.	Sociology	20 %
Carney,Diane	Environmental Science	20 %
** (A1) Carter,Kathy A.	Child Development/Early Care and Educatio	20 %
Caselli,Nancy A.	Speech Communication	60 %
Caviness,Richard L.	Mathematics, General	50 %
Challender,Michael	Mathematics, General	20 %
Chambers,Kelly C.	Counselor	5 %
Chave,Joshua J.	Counselor	27 %
Chavez,Lauren S.	Anthropology	32 %
Chen,Kuang Yui M.	Chemistry, General	52 %
Cho,Eun L.	Painting & Drawing	57 %
Christian,Sena C	Journalism	20 %
Clark,Terri A.	Librarian	46 %

FTE appearing as 0% for the current or upcoming semester is pending determination of assignment / load. FTE in previous semesters will appear as 1% for assignments between 0% and 1%.

*=New Employee

**=Returning Employee

Employees hired under equivalency criteria pursuant to Ed. Code Section 87359, Title V, Section 53430(a), and Board Policy 5123 will be identified as follows: A1;A3;A4;B1;B2;B3;B4=Experience / Education | A2 = Education | A5;B5 = Experience

TEMPORARY, PART-TIME EMPLOYEES Fall 2021
Sacramento City College

<u>Name</u>	<u>Subject</u>	<u>FTE</u>
Cochrane,Arlene R.	Accounting	20 %
Colombo,Julie A.	English	40 %
** (A5) Cook,Danita G.	Applied Photography	57 %
Costa,Martel E.	Registered Nursing	44 %
** (B5) Crail,Charr P.	Multimedia	21 %
** (B5) Crail,Charr P.	Computer Graphics and Digital Imagery	42 %
Crain,Danielle D.	Biology, General	14 %
Crain,Danielle D.	Physiology (Includes Anatomy)	52 %
Crain,Michael R.	Music	20 %
Crane,Carolyn M.	English	40 %
Crawford,Robert L.	Mathematics, General	67 %
Dang,Tina G.	Counselor	5 %
Dang,Tina G.	Counselor	1 %
Daniels,Lisa M	Health Occupations, General	20 %
** (A5) Dao,Thanh-Thuy N.	Computer Information Systems	35 %
Davila,Heidi L.	Counselor	17 %
Davis,Kenneth A.	Drafting Technology	57 %
** (A2) DeLappe,Lori A.	Technical Theater	28 %
** (A2) DeLappe,Lori A.	Dramatic Arts	20 %
Deville,Nancy A.	Journalism	20 %
Diaz-Gastelum,Gloria	Spanish	27 %
Diehl,Nicholas J.	Philosophy	60 %
Dilley,Paul J.	History	40 %
Dokes,Eugene E.	Office Technology/Office Computer Applicati	20 %
Dougherty,John J.	Ethnic and Cultural Studies	40 %
Eakins,Robert G.	English	40 %
Earle,Robert E	Geography	40 %
Easley,Kevin M	Sociology	20 %
Eckley,Terri L.	Psychology, General	20 %
Edwinson,Shawn A.	Child Development Administration and Mana	20 %
Eifler,Tristan T.	Chemistry, General	43 %
Espitia Lopez,Berenice	Counselor	8 %
Etting,Stephanie F	Anthropology	36 %
Failing,Xuan-Thu T.	Dental Hygienist	35 %
Fairchild,Sheryl D.	Women's Studies	40 %
Farrelly,Joseph T.	Sociology	20 %
Fayko,Robyn E.	Anthropology	56 %
Ferguson,Thomas R.	Chemistry, General	52 %
Fore,Dana Y.	English	40 %
French,Catherine A.	English	40 %
Frisby,Ianna N.	Art	57 %
Gaffaney,Timothy J.	Political Science	40 %
Galvan,Erika N.	Counselor	16 %
Gamero Jauregui,Hector E.	Engineering, General	55 %
Gander,Therese A.	Mathematics, General	33 %
Garboushian,Maida Y.	Counselor	35 %
Garboushian,Maida Y.	Counselor	5 %
Garcia-Keegan,Bernard J.A.M	Speech Communication	20 %
Gates,Jennine E.	Dental Hygienist	42 %
Geddis,Maurice A.	Counselor	26 %
Gee,Jenny A.	Mathematics, General	20 %

FTE appearing as 0% for the current or upcoming semester is pending determination of assignment / load. FTE in previous semesters will appear as 1% for assignments between 0% and 1%. * = New Employee ** = Returning Employee

Employees hired under equivalency criteria pursuant to Ed. Code Section 87359, Title V, Section 53430(a), and Board Policy 5123 will be identified as follows: A1;A3;A4;B1;B2;B3;B4=Experience / Education | A2 = Education | A5;B5 = Experience

TEMPORARY, PART-TIME EMPLOYEES Fall 2021
Sacramento City College

<u>Name</u>	<u>Subject</u>	<u>FTE</u>
Gelotte,Danielle	Counselor	9 %
Glynn,Harley A.	Commercial Music	20 %
Gmelin,Robert P.	English	40 %
Goldsmith,Maryll R.	Music	32 %
Gooley-Carson,Aryana P.	Speech Communication	40 %
** (A5) Grasso,Matthew A.	Music	55 %
Graves,Sherri D.	Biology, General	56 %
Graves,Sherri D.	Natural History	8 %
Gregory MacMillan,Marcella S.	Japanese	53 %
Gutierrez,Jennifer L.	Fine Arts, General	20 %
Hanaumi,Don L.	Sign Language	27 %
Haroyan,Satenik	Mathematics, General	60 %
Hernandez Martinez,Crystal	Academic Guidance	20 %
Hernandez Martinez,Crystal	Counselor	40 %
Herszage,Julian	Chemistry, General	13 %
Hill,Deirdre R.	Counselor	54 %
Hogan,Heather N.	Website Design and Development	42 %
Hooks,Kristopher D	Journalism	20 %
Howery,Matthew D	Philosophy	20 %
Hung,Gary W.	Counselor	3 %
Hung,Gary W.	Counselor	1 %
Hur,Soon S.	Asian (Chinese and Japanese excluded)	53 %
Jackson,Angela M.	Computer Graphics and Digital Imagery	28 %
Jackson,Angela M.	Coordinator-Instruct LAB	33 %
Jackson,Jillian J	Geography	16 %
Jackson,Lorraine C.	Cosmetology and Barbering	32 %
Jacobsen,Ann P.	English	40 %
Jones,Amy Rebecca	Interpersonal Skills	13 %
Jones,Amy Rebecca	Job Seeking/Changing Skills	13 %
Jones,Amy Rebecca	Counselor	7 %
Kalar,Barry D.	Administration of Justice	60 %
Kaneko-Hutton,Patricia K.	Occupational Therapy Technology	3 %
Khoshsefat,Joshua R.	Nursing	24 %
Kolesnikov,Veronika	Child Development/Early Care and Educatio	20 %
Korniakov,Alexander	Accounting	20 %
** (A5) Krumm,Helen T.	English	20 %
Lawrence Jr,Charles E.	Counselor	21 %
Lawrence Jr,Charles E.	Counselor	22 %
Lazzarone,Gordon C.	Applied Photography	57 %
Lee,Jeffrey R.	English	40 %
Lee,Pao	Counselor	17 %
Lee,Pao	Counselor	43 %
Leek,Laura C.	ESL Speaking/Listening	20 %
Leininger,Tim J.	Geography	20 %
Lemoine,Florence A.	History	40 %
Lewis,Lysha J.	Sociology	40 %
Lewis,Robert C	Real Estate	60 %
Li,Xiaoli	Library Technician (Aide)	20 %
Liu,Steve S.	Chinese	53 %
Livas,Melinda M.	Librarian	18 %
Logan,Jason K.	Sociology	40 %

FTE appearing as 0% for the current or upcoming semester is pending determination of assignment / load. FTE in previous semesters will appear as 1% for assignments between 0% and 1%. * = New Employee ** = Returning Employee

Employees hired under equivalency criteria pursuant to Ed. Code Section 87359, Title V, Section 53430(a), and Board Policy 5123 will be identified as follows: A1;A3;A4;B1;B2;B3;B4=Experience / Education | A2 = Education | A5;B5 = Experience

TEMPORARY, PART-TIME EMPLOYEES Fall 2021
Sacramento City College

<u>Name</u>	<u>Subject</u>	<u>FTE</u>
Lothrop,Joshua L	Nursing	60 %
Louie,Brandon P	Sociology	20 %
Lowrie,Angela C.	Applied Photography	57 %
Lynch,Blair N.	Psychology, General	20 %
Mach,Kristy	Nursing	50 %
Madrigal,Abraham	Academic Guidance	20 %
Madrigal,Abraham	Counselor	36 %
Madrigal,Abraham	Counselor	5 %
Maffly,Nancy E.	ESL Speaking/Listening	20 %
Manna,Wendy	Occupational Therapy Technology	50 %
Mao,Alvin W.	Chemistry, General	55 %
Marie,Heidi M.	Drafting Technology	28 %
Marshall,Jessica A.	Anthropology	20 %
Martinez,Jesus R.	History	40 %
Mathur,Reena	Mathematics, General	55 %
Mayol,Glenn	Intercollegiate Athletics	39 %
McDaniel,Arrickia R.	Academic Guidance	40 %
Mead,William A.	Computer Programming	35 %
Mehadi,Ahmed	Chemistry, General	43 %
Melton,Jason Lamar	English	20 %
Melton,Jason Lamar	Coordinator	20 %
Mendoza,Liliana	Counselor	33 %
Meza,Ryan Angel	Applied Photography	15 %
Miller,Matthew K.	Dramatic Arts	20 %
Minawi,Rima	Business and Commerce, General	20 %
Minawi,Rima	Office Technology/Office Computer Applicati	40 %
Miramontes Quinones,David M	Interpersonal Skills	13 %
Miramontes Quinones,David M	Job Seeking/Changing Skills	13 %
Mo,Melody H.	Chinese	27 %
Mobery,Jerry C.	History	40 %
Mohrmann,Peter R.	Dramatic Arts	20 %
Molson,Stephene M	Nursing	63 %
Moore,Thomas G.	Information Technology, General	55 %
Moylan-Aube,Joanne E.	Psychology, General	40 %
Mukherjee,Sharmila	Chemistry, General	59 %
Mullen,Sara M.	Psychology, General	40 %
Murphy,Charlynn M.	Child Development/Early Care and Educatio	60 %
Naify,James F.	Philosophy	40 %
Nasiri,Melekeh	Chemistry, General	59 %
Navarro,Marcey S	Psychology, General	20 %
Neil,Richard R.	Geography	56 %
Neilson,Wendy N.	Occupational Therapy Technology	50 %
Nguyen,Alfonso K.	Counselor	5 %
Nguyen,Cuong	Counselor	33 %
Nicholson,Joy Christine	Dramatic Arts	65 %
Niyati,Fatemeh	Chemistry, General	59 %
Norman,Ben Eric	Mathematics, General	20 %
Norman,Janith A	Business and Commerce, General	20 %
Norman,Janith A	Business Administration	40 %
O'Ferrall,Cody M	Information Technology, General	24 %
Okada,Mikiya	Electronic Game Design	42 %

FTE appearing as 0% for the current or upcoming semester is pending determination of assignment / load. FTE in previous semesters will appear as 1% for assignments between 0% and 1%. * = New Employee ** = Returning Employee

Employees hired under equivalency criteria pursuant to Ed. Code Section 87359, Title V, Section 53430(a), and Board Policy 5123 will be identified as follows: A1;A3;A4;B1;B2;B3;B4=Experience / Education | A2 = Education | A5;B5 = Experience

TEMPORARY, PART-TIME EMPLOYEES Fall 2021
Sacramento City College

<u>Name</u>	<u>Subject</u>	<u>FTE</u>
Okada,Mikiya	Animation	21 %
O'Neal-Watts,Jennifer Lee	Library Technician (Aide)	13 %
O'Neal-Watts,Jennifer Lee	Librarian	13 %
Orr,Timothy A.	History	60 %
Otsuki,Andrew L.	Chemistry, General	56 %
Otto,Anna M.	Family Studies	60 %
Palaspas,Candice M.	Counselor	5 %
Palmi,Jason R	Administration of Justice	40 %
Patel,Jay G	Accounting	53 %
Payne,Autumn	Applied Photography	14 %
Pea,Sarah O.	Dental Hygienist	9 %
Peeters-Graehl,Launa A.	Psychology, General	20 %
Perea,Wil Joseph	Mathematics, General	27 %
Perkins,Brett T.	English	40 %
Perkins,Justin	Speech Communication	60 %
Peterson,Krysta R.	ESL Speaking/Listening	13 %
Pettler,Janelle S.	Software Applications	35 %
Pettler,Janelle S.	Coordinator	20 %
Pettler,Janelle S.	Coordinator	12 %
Piskun,Yelena	Counselor	32 %
Poon,Alexia V.	Academic Guidance	18 %
Prilepina,Tamara F.	Mathematics, General	27 %
Prue,Paul A.	Mathematics, General	33 %
Pytel,Darren L.	Administration of Justice	40 %
Quiggle,Dexter H.	Dental Hygienist	12 %
Reach,Lorna J.	Counselor	43 %
Reid-Cramer,Randell W.	Cosmetology and Barbering	62 %
Rendon Hall,Velma	Cosmetology and Barbering	32 %
Richardson,Ashley A.	Computer Information Systems	7 %
Richmond,Pamela R.	English	20 %
Roberts,Cheryle Lynn	Sociology	20 %
Roberts-Eccles,Debora C.	ESL Speaking/Listening	20 %
Robinson,Curtis J.	Geography	40 %
Rodriguez,Hector	Mathematics, General	67 %
** (B5) Rodriguez,Julie M.	Dental Assistant	16 %
Rosen-Aydlett,Lisa	Family Studies	40 %
Rosoff-Horne,Philip D.	Mathematics, General	20 %
Rozek,Paul A.	History	40 %
Sachdev,Poonam	English	40 %
Saffold,Stephen P.	Dental Hygienist	12 %
Sala,Alina	Counselor	3 %
Sala,Alina	Counselor	5 %
** (A2) Salazar,Rosalinda R.	English	60 %
** (A2) Salluzzo,Michelle Anne	Child Development/Early Care and Educatio	20 %
Sanchez,Rafael	English	20 %
Sanchez,Rafael	Creative Writing	20 %
Sandoval,Priscilla Maria	Sociology	20 %
Schemel,Nathan C.	Film Studies	40 %
Scherer,Robert	Mathematics, General	67 %
Schulte,Kristyn	Biology, General	2 %
Schulte,Kristyn	Natural History	32 %

FTE appearing as 0% for the current or upcoming semester is pending determination of assignment / load. FTE in previous semesters will appear as 1% for assignments between 0% and 1%. * = New Employee ** = Returning Employee

Employees hired under equivalency criteria pursuant to Ed. Code Section 87359, Title V, Section 53430(a), and Board Policy 5123 will be identified as follows: A1;A3;A4;B1;B2;B3;B4=Experience / Education | A2 = Education | A5;B5 = Experience

TEMPORARY, PART-TIME EMPLOYEES Fall 2021
Sacramento City College

<u>Name</u>	<u>Subject</u>	<u>FTE</u>
Schumacher,Robert J.	Painting & Drawing	28 %
Schumacher,Robert J.	Ceramics	28 %
Sheldon,Shara A.	Nutrition, Foods, and Culinary Arts	20 %
Sher,Adrienne R.	Dramatic Arts	20 %
Shima,Todd M.	Ethnic and Cultural Studies	20 %
Shull,Leslie C.	Business and Commerce, General	20 %
Shull,Leslie C.	Real Estate	20 %
Simmons,Trenton C.	Psychology, General	20 %
Singh,Ashpreet K.	Health Occupations, General	20 %
Sotelo,Justin B.	Applied Photography	14 %
Spears,Estelita L.	General Work Experience	20 %
** (A5) Spruce-Veatch,L Renee	English	40 %
Steele,Cheryl A.	Dental Hygienist	7 %
** (B3) Steele,Marlene M.	Health Occupations, General	33 %
Stefani,Nancy M.	ESL Writing	60 %
Stofle,Richard L.	Film Studies	20 %
Suy,Shaun	Counselor	9 %
Suy,Shaun	Counselor	24 %
Suy,Shaun	Counselor	13 %
Swafford,Derek L.	Academic Guidance	40 %
Swafford,Derek L.	Counselor	8 %
** (A5) Taheri,Mansour	Engineering, General	40 %
** (A5) Taheri,Mansour	Mathematics, General	13 %
Tener,Sean G.	Aviation and Airport Management and Servic	63 %
Teyie,Daphne M	Registered Nursing	61 %
Tharalson,Julie A.	Nutrition, Foods, and Culinary Arts	40 %
Thornton-Sides,Allyson M.	Speech Communication	20 %
Thorpe,Wade S.	Administration of Justice	20 %
Tittle,Matt G	English	47 %
Torres,Laura J.	English	40 %
Traugott,Jacob C.	Philosophy	40 %
Treadway,Victoria A.	Child Development/Early Care and Educatio	20 %
Treon,Caron L.	English	27 %
Trimble,Jeremy M.	English	40 %
Trunnelle,Kelly J.	Chemistry, General	41 %
Upton Benton,Tyffani A.	Speech Communication	20 %
Uram,Peter	Mathematics, General	67 %
Uram,Tatyana A.	Mathematics, General	53 %
Van Dusen,Jody	English	20 %
Van Zanten,Jill	English	40 %
Vang,Steve L	Nursing	60 %
Villec,John Lee	Commercial Music	42 %
Walker,Melissa C.	Dental Assistant	48 %
Walker,Sarah E.	Community Health Care Worker	27 %
Wallace,Jason	English	40 %
Ward-Richardson,Joycelyn M.	Child Development/Early Care and Educatio	20 %
Weatherspoon,Lorraine	Education, General	20 %
Webster,Mark Keith	Other Engineering and Related Industrial Te	15 %
Wergeland,Kari A.	Library Science, General	7 %
Wergeland,Kari A.	Librarian	36 %
Wheeldon,Sandra M.	Dental Assistant	56 %

FTE appearing as 0% for the current or upcoming semester is pending determination of assignment / load. FTE in previous semesters will appear as 1% for assignments between 0% and 1%. * = New Employee ** = Returning Employee

Employees hired under equivalency criteria pursuant to Ed. Code Section 87359, Title V, Section 53430(a), and Board Policy 5123 will be identified as follows: A1;A3;A4;B1;B2;B3;B4=Experience / Education | A2 = Education | A5;B5 = Experience

TEMPORARY, PART-TIME EMPLOYEES Fall 2021
Sacramento City College

<u>Name</u>	<u>Subject</u>	<u>FTE</u>
Whetstone,Sandy F.	ESL Writing	20 %
Williams,Alton N.	Sociology	40 %
Williams,Gaw V.	Commercial Music	20 %
Williams,Jasmine S.	Speech Communication	40 %
Wiseman,Maury I.	History	40 %
Wong,Malcolm E.	Mathematics, General	27 %
Wood,Eric S.	Art	57 %
** (A1) Wrenn,Robert Alan	Music	20 %
** (A1) Wright,Tatyana N.	Counselor	29 %
** (A1) Wright,Tatyana N.	Counselor	19 %
Wyckoff,Bryan William Tyler	Speech Communication	20 %
Yapundich,Diane M.	Political Science	40 %
Youngblood,Brandon S.	Psychology, General	45 %
Yu,Caiqun	Chemistry, General	59 %
Zambello,Giancarlo	Psychology, General	20 %
Zanartu,Luis A.	Sociology	40 %
Zeimet,Lois M.	Psychology, General	40 %
Zheng-Dobbs,Tan Yi	Japanese	53 %
Zimmerman,Lance C.	Physiology (Includes Anatomy)	52 %

REGULAR EMPLOYEES - OVERLOAD ASSIGNMENTS Fall 2021
American River College

<u>Name</u>	<u>Subject</u>	<u>FTE</u>
Abdul,Alisher S.	Mathematics, General	40 %
Alexander,Carie D.	Counselor	6 %
** (A2) Angelone,Michael A.	English	33 %
** (A2) Angelone,Michael A.	Creative Writing	5 %
Auyeung,Tak	Computer Programming	15 %
Avila,Adrienne M.	Mathematics, General	33 %
Barnard,Gina M.	English	13 %
Beccarelli,Lori M. L.	Nutrition, Foods, and Culinary Arts	20 %
Bekker,Borislava	Chemistry, General	27 %
Bovard,Victoria A.	Psychology, General	40 %
Bradford,Aaron R.	English	27 %
Bradshaw,Kathryn G.	Physiology (Includes Anatomy)	16 %
Burleson,B. Kathryn	Technical Theater	20 %
Casper-Denman,Kristina E.	Anthropology	20 %
Chao,Pamela H.	Sociology	40 %
Chima Sanchez,Francisco	Mathematics, General	33 %
Chou,Susan S.	Child Development/Early Care and Educatio	20 %
Chou,Susan S.	Nutrition, Foods, and Culinary Arts	20 %
Collins,Christopher J.	History	20 %
Condos,Marc A.	Business Management	40 %
Condos,Rachna K.	Business and Commerce, General	60 %
Cooley,Marie K.	Interior Design and Merchandising	20 %
Crowder,Michael H.	English	40 %
Diaz,Melissa	English	20 %
** (B5) Dieu,Anne L.	Fashion Design	13 %
Downs,Pamela R.	Dramatic Arts	20 %

FTE appearing as 0% for the current or upcoming semester is pending determination of assignment / load. FTE in previous semesters will appear as 1% for assignments between 0% and 1%. * = New Employee ** = Returning Employee

Employees hired under equivalency criteria pursuant to Ed. Code Section 87359, Title V, Section 53430(a), and Board Policy 5123 will be identified as follows: A1;A3;A4;B1;B2;B3;B4=Experience / Education | A2 = Education | A5;B5 = Experience

REGULAR EMPLOYEES - OVERLOAD ASSIGNMENTS Fall 2021

American River College

<u>Name</u>	<u>Subject</u>	<u>FTE</u>
Eifertsen,Dyne C.	Music	43 %
Fertel,Kristine D.	ESL Writing	40 %
Fong,Angela J.	Counselor	6 %
Fratello,Natasha M.	Psychology, General	20 %
French,Benjamin R.	Automotive Technology	30 %
Garvey,Andrea P.P.	Psychology, General	20 %
Gaudard,Amy L.	Mathematics, General	27 %
Gelfman,Linda R.	Ceramics	13 %
George,Gary Thomas	Electronics & Electric Technology	20 %
Gilman,Joseph A.	Music	39 %
Giusti,Anthony R.	Nutrition, Foods, and Culinary Arts	20 %
Gonsalves,Jana L.	Nutrition, Foods, and Culinary Arts	60 %
Gonzalez,Robert J.	Business and Commerce, General	40 %
Griffin,Robert C.	Academic Guidance	40 %
Halseth,Aileen L.	Mathematics, General	33 %
Halseth,Andrew W.	Mathematics, General	27 %
Hanstad,Janet A.	Microbiology	21 %
Harris,Marianne	Library Science, General	7 %
Hashima,Edward T.	History	20 %
Heiser,Ceydy Berdon	Spanish	27 %
Hess,John F.	English	20 %
Hokerson,Lori K.	Psychology, General	40 %
Howard,Hugh H.	Geographic Information Systems	19 %
Ilaga,Lisa Hunsaker	Respiratory Care/Therapy	16 %
Jones,Vincent W.	Mathematics, General	40 %
Kem-Rivera,Toladette	Counselor	19 %
Kiefer,Christian J.	English	40 %
Kinoshita,Rory M.	Mathematics, General	33 %
Kinuthia,Kamau F.	Economics	40 %
Lapierre,Arthur	Music	33 %
Li,Jiaoyue A.	Engineering, General	7 %
Limmaneeprasert,Oranit	ESL Speaking/Listening	20 %
Logan,Thomas E.	English	40 %
Loucks,Stuart E.	Physics, General	36 %
Lovering,Janay N.	English	20 %
** (A5) Lysinger,Diana	Russian	27 %
Maddox,Michael W.	Chemistry, General	32 %
Mattson,Sarah S.	Painting & Drawing	13 %
McCarroll,Sharleen M.	Mathematics, General	33 %
McCusker,David N.	Librarian	18 %
McKnight,Dana I.	Coordinator	14 %
Meadows,Dale C.	Chemistry, General	32 %
Messer,Carter-Ryan	Mathematics, General	40 %
Messier,Christopher D.	Welding Technology	40 %
Mitchell,Matt J.	Mathematics, General	27 %
Molina-Kanae,Martina E.	Counselor	5 %
Montgomery,Thoeung Mim	ESL Writing	23 %
Moore,Christopher E.	Automotive Technology	40 %
Moore,Justin A.	Physiology (Includes Anatomy)	40 %
Moore,Reyna C.	Guidance	3 %
Moore,Reyna C.	Academic Guidance	40 %

FTE appearing as 0% for the current or upcoming semester is pending determination of assignment / load. FTE in previous semesters will appear as 1% for assignments between 0% and 1%. * = New Employee ** = Returning Employee

Employees hired under equivalency criteria pursuant to Ed. Code Section 87359, Title V, Section 53430(a), and Board Policy 5123 will be identified as follows: A1;A3;A4;B1;B2;B3;B4=Experience / Education | A2 = Education | A5;B5 = Experience

REGULAR EMPLOYEES - OVERLOAD ASSIGNMENTS Fall 2021**American River College**

<u>Name</u>	<u>Subject</u>	<u>FTE</u>
Nazareno,Randy P.	Counselor	20 %
Parker,Laura L.	Painting & Drawing	42 %
Parrinella,Lisa M.	Non Instructional Assignment	20 %
Payne,Michael D.	Chemistry, General	32 %
Pico,Glenn A.	Mathematics, General	27 %
Pollard,Margaret P.	Accounting	40 %
Quintero,Robert A.	Academic Guidance	20 %
Ramirez,Richard A.	Guidance	7 %
Ramirez,Richard A.	Academic Guidance	20 %
Reese,Mark A.	Welding Technology	13 %
** (B5) Reeves,Leslie	Software Applications	12 %
** (B5) Reeves,Leslie	Coordinator	48 %
Register,James M.	Mathematics, General	27 %
Register,James M.	Mathematics Skills	13 %
Reilly,Robin L.	Tax Studies	27 %
Roberts-Law,Lisa E.	Counselor	20 %
Rosario,Brian P.	Economics	40 %
Rust,Joseph D.	Academic Guidance	40 %
Rutaganira,Thomas	Mathematics, General	27 %
Sanchez,Brett A.	Mathematics, General	27 %
Sanchez,Brett A.	Mathematics Skills	13 %
Schuster,Randall O.	Drafting Technology	62 %
Scott,Margaret L.	Psychology, General	40 %
Shaukat,Kahkashan	Software Applications	18 %
Shaukat,Kahkashan	Computer Programming	19 %
** (A2) Shimizu,Yujiro	Psychology, General	40 %
Shubb,Alisa M.	Speech Communication	60 %
Sichi,Cielo P.	Landscape Design & Maintenance	16 %
Silva,Douglas J.	Culinary Arts	30 %
Siu,Jennifer H.	Registered Nursing	11 %
Smith,Craig N.	Art	15 %
Squire,Martha A.	Librarian	9 %
** (A2) Stewart,Daniel N.	Chemistry, General	59 %
Thompson,Steven Dean	Music	42 %
Thomsen,Charles E.	Geography	20 %
Truong,Binh X.	Mathematics, General	27 %
Valcu,Sanda I.	ESL Speaking/Listening	27 %
Vinsant,Denise T.	Academic Guidance	20 %
Williams,Samuel W.	Dramatic Arts	20 %
Williamson,Kate C.	Library Science, General	7 %
Williamson,Kate C.	Librarian	4 %
Won,Dean K.	Study Skills	8 %
Wood,Patricia E.	Painting & Drawing	30 %
Worsfold,Brandy L.	Applied Photography	13 %
Youngs,Cynthia	Reading	10 %

REGULAR EMPLOYEES - OVERLOAD ASSIGNMENTS Fall 2021**Cosumnes River College**

<u>Name</u>	<u>Subject</u>	<u>FTE</u>
Aldredge,Teresa W.	Counselor	10 %
Avalos,Amy M.	Guidance	7 %
Awad,Veneece	Pharmacy Technology	45 %

FTE appearing as 0% for the current or upcoming semester is pending determination of assignment / load. FTE in previous semesters will appear as 1% for assignments between 0% and 1%. * = New Employee ** = Returning Employee

Employees hired under equivalency criteria pursuant to Ed. Code Section 87359, Title V, Section 53430(a), and Board Policy 5123 will be identified as follows: A1;A3;A4;B1;B2;B3;B4=Experience / Education | A2 = Education | A5;B5 = Experience

REGULAR EMPLOYEES - OVERLOAD ASSIGNMENTS Fall 2021
Cosumnes River College

<u>Name</u>	<u>Subject</u>	<u>FTE</u>
** (A1) Baca, Jorge	Mathematics, General	60 %
** (A5) Bahm, Naomi I.	Psychology, General	48 %
Burns, Cori B.	Health Occupations, General	13 %
Burns, Cori B.	Administrative Medical Assisting	13 %
Butler, Patrick A.	Real Estate	57 %
Calamar, Jeanne M.	Adapted Physical Education	65 %
Chapman, Gregory Dennis	Computer Programming	50 %
Chappell, Mike L.	Counselor	2 %
Connally, Ryan	Construction Crafts Technology	20 %
Crosier, Scott J.	Geography	32 %
Doan, Anna N.	Counselor	25 %
Doan, Anna N.	Counselor	11 %
DuBray, Daniel T.	Speech Communication	20 %
Duffy, Marjorie B.	Software Applications	40 %
Edman, Jeanne L.	Psychology, General	20 %
Erickson, Kurt P.	Commercial Music	13 %
Esty, Juana T.	Counselor	17 %
Fagin, Edwin D.	Economics	40 %
Feindert, Kerstin	English	20 %
Felkner, Patty A.	Photography	20 %
Felkner, Patty A.	Applied Photography	28 %
Ford, Kelsey P.	English	20 %
Frazee, James C.	Psychology, General	20 %
Frigm, Michael P.	Restaurant and Food Services Management	13 %
Geissler, Markus	Information Technology, General	40 %
Geissler, Markus	Computer Infrastructure and Support	17 %
Gill, Blanca T.	Spanish	15 %
Granquist, Eric A.	Business Administration	40 %
Hikmatjo, Faisal A.	Diagnostic Medical Sonography	33 %
Hoang, Linda	Mathematics, General	70 %
Hodgkinson, Georgine R.	Speech Communication	40 %
Huang, Chao-Jen	Computer Programming	20 %
Huyck-Aufdermaur, Melaine E.	Librarian	10 %
Kagan, Alexander	Counselor	10 %
Lam, Nam H.	Mathematics, General	60 %
Lewis Jr., Howard	Animal Science	20 %
Lewis Jr., Howard	Agriculture Business, Sales and Service	20 %
Lewis, Melanie A.	English	20 %
Lopez, Efrain C.	Physics, General	47 %
Mapeso, Ray	Academic Guidance	20 %
Marshall-Mills, Denise L.	Academic Guidance	20 %
Mathis, Jaqueline S.	Academic Guidance	40 %
Mayo, Kathryn J.	Photography	20 %
Mayo, Kathryn J.	Applied Photography	43 %
Miller, Nathan D.	Speech Communication	20 %
Mulhern, Jeannette L.	Child Development/Early Care and Educatio	20 %
Ninh, Thien-Huong T.	Sociology	27 %
Osman, Mohammed	Information Technology, General	7 %
Pandey, Rajeev R.	Chemistry, General	32 %
Parilo, Margaret S.	Accounting	27 %
Paskey, Amanda M.	Anthropology	20 %
Phan, Man	Business and Commerce, General	20 %

FTE appearing as 0% for the current or upcoming semester is pending determination of assignment / load. FTE in previous semesters will appear as 1% for assignments between 0% and 1%. * = New Employee ** = Returning Employee

Employees hired under equivalency criteria pursuant to Ed. Code Section 87359, Title V, Section 53430(a), and Board Policy 5123 will be identified as follows: A1;A3;A4;B1;B2;B3;B4=Experience / Education | A2 = Education | A5;B5 = Experience

REGULAR EMPLOYEES - OVERLOAD ASSIGNMENTS Fall 2021
Cosumnes River College

<u>Name</u>	<u>Subject</u>	<u>FTE</u>
Phan,Man	Marketing & Distribution	40 %
Procsal,Amanda R.	Psychology, General	20 %
Rodrigues,Matthew J.	Mathematics, General	20 %
Russell,Michael W.	Chemistry, General	32 %
Simpson,Roy W.	Mathematics, General	20 %
Soriano,Paolo J.	Counselor	16 %
Torres,Christopher P.	Academic Guidance	20 %
Torres,Christopher P.	Counselor	4 %
Torres,Christopher P.	Counselor	1 %
Torres,Gabriel S.	Spanish	50 %
West,Jimmy D.	Applied Photography	21 %
Wheeler Abeyta,Sandra P.	Speech Communication	40 %
** (A2) Williams-Brito,Kimberly	Mathematics, General	27 %
Wilson,James B.	ESL Speaking/Listening	20 %
Yarbrough,Michael	Mathematics, General	67 %
Zeng,Min Melinda	Mathematics, General	30 %
Zoller,Karl A.	Other Humanities	20 %

REGULAR EMPLOYEES - OVERLOAD ASSIGNMENTS Fall 2021
Folsom Lake College

<u>Name</u>	<u>Subject</u>	<u>FTE</u>
Abraham,Linda D.	Microbiology	21 %
Angove,Philip J.	Music	20 %
Black,Jennifer H.	Accounting	27 %
Brown,Krisi L.	English	18 %
Brown,Krisi L.	Reading	13 %
Cardwell,Paula Z.	Speech Communication	20 %
Clark,Christopher S.	Counselor	14 %
Curran,Timothy M.	Mathematics, General	27 %
Curran,Timothy M.	Mathematics Skills	13 %
Danner,Lisa A.	English	33 %
DeVile,Rebecca A.	Classics-Humanities	40 %
Eckman,Spencer A.	ESL Writing	40 %
Eitel,Joseph E.	Mathematics, General	27 %
Eiteneer-Harmon,Daria N.	Physics, General	48 %
** (A5) Ellerman,Curtis H.	Business and Commerce, General	20 %
** (A5) Ellerman,Curtis H.	Business Administration	20 %
** (A1) Farrand,Brittney N.	Media and Communications, General	20 %
** (A1) Farrand,Brittney N.	English	13 %
Flores,Juan J.	Study Skills	20 %
Flores,Juan J.	Counselor	5 %
Fowler,Caleb L.	Computer Programming	55 %
Gillies-Doherty,Laura	Chemistry, General	80 %
Giordano,Rose M.	Nutrition, Foods, and Culinary Arts	40 %
Greene,Calvin D.	Mathematics, General	27 %
Gregory,Richard C.	Physical Education	15 %
Gregory,Richard C.	Health Education	20 %
Griffin,Nicole P.	English	27 %
Javier,Miriam P.	Counselor	36 %
Jensen,Wayne C.	Mathematics, General	20 %
Jensen,Wayne C.	Mathematics Skills	13 %

FTE appearing as 0% for the current or upcoming semester is pending determination of assignment / load. FTE in previous semesters will appear as 1% for assignments between 0% and 1%. * = New Employee ** = Returning Employee

Employees hired under equivalency criteria pursuant to Ed. Code Section 87359, Title V, Section 53430(a), and Board Policy 5123 will be identified as follows: A1;A3;A4;B1;B2;B3;B4=Experience / Education | A2 = Education | A5;B5 = Experience

REGULAR EMPLOYEES - OVERLOAD ASSIGNMENTS Fall 2021**Folsom Lake College**

<u>Name</u>	<u>Subject</u>	<u>FTE</u>
Keller,Mary F.	Zoology, General	32 %
Kraemer,Jennifer L.	Family Studies	20 %
Lacy,David J.	English	53 %
Lennert,Michelle G.	Sign Language	27 %
Leung,Amy M.	Economics	40 %
Mahoney,Maximillian E.	Chemistry, General	32 %
Martin,Kevin S.	Chemistry, General	68 %
Mendell,Rebecca O.	Library Science, General	7 %
Mollet,Alison V.	Health Education	20 %
Nersesyan,Vadim	Biology, General	8 %
Nersesyan,Vadim	Mathematics Skills	21 %
Nguyen,Bi V.	Mathematics Skills	13 %
Oberth,Christine H.	Chemistry, General	43 %
Oliveira da Silva,Debora	Nutrition, Foods, and Culinary Arts	20 %
Olsen,Marc C.	Mathematics, General	7 %
Olsen,Marc C.	Mathematics Skills	8 %
Pedro,Jason R.	Medical Laboratory Technology	19 %
Pittman,Jason W.	Earth Science	20 %
Pittman,Jason W.	Geography	20 %
Prelip,Angela N.	Speech Communication	20 %
Raskin,Samuel W.	Geology	36 %
Raskin,Samuel W.	Job Seeking/Changing Skills	7 %
** (A1) Rauschkolb,Teresa N.	English	13 %
Ross,Daniel G.	Engineering, General	20 %
** (A2) Royer,Tina L.	English	20 %
Sapra,Lisa M.	English	33 %
Siegfried,Daniel J.	English	40 %
** (A5) Smith,Carolyn D.	Business Management	40 %
Swithenbank,Elizabeth A.Z.	Business and Commerce, General	20 %
Tavares,Tyrone M.	Counselor	23 %
** (A1) Telles,James W.	Librarian	20 %
Tikhonova,Inna V.	Counselor	7 %
Torrez,Matthew	Exercise Sciences/Physiology and Movemen	20 %
Tyler,Erica A.	Anthropology	40 %
West,Jimmy D.	Photography	28 %
Williamson,Andrew D.	Creative Writing	20 %
Yang,Kou	Counselor	13 %

REGULAR EMPLOYEES - OVERLOAD ASSIGNMENTS Fall 2021**Sacramento City College**

<u>Name</u>	<u>Subject</u>	<u>FTE</u>
Adkins,Jason M.	Art	13 %
** (A1) Alviar-Agnew,Maria S.	Chemistry, General	20 %
Atkins,Tonya M.	Chemistry, General	40 %
** (A5) Avendano,Marisa	Study Skills	5 %
Barbaria,Miriam G.	Spanish	27 %
Borenstein,Jennifer G.	Economics	40 %
** (A5) Bui,Dinh N.	Academic Guidance	40 %
** (A5) Bui,Dinh N.	Counselor	2 %
** (A5) Button,Donald W.	Digital Media	8 %
Cantillo,Fernando F.	Computer Programming	35 %
Carmazzi,Paul L.	Physical Education	15 %
Carmazzi,Paul L.	Physical Fitness and Body Movement	10 %

FTE appearing as 0% for the current or upcoming semester is pending determination of assignment / load. FTE in previous semesters will appear as 1% for assignments between 0% and 1%. * = New Employee ** = Returning Employee

Employees hired under equivalency criteria pursuant to Ed. Code Section 87359, Title V, Section 53430(a), and Board Policy 5123 will be identified as follows: A1;A3;A4;B1;B2;B3;B4=Experience / Education | A2 = Education | A5;B5 = Experience

REGULAR EMPLOYEES - OVERLOAD ASSIGNMENTS Fall 2021
Sacramento City College

<u>Name</u>	<u>Subject</u>	<u>FTE</u>
Caton, Haynalka	Mathematics, General	13 %
Chevraux-FitzHugh, Adrian L.	Sociology	20 %
Clark, Kevin E.	Sign Language	27 %
Copely, Douglas M.	Physics, General	7 %
** (A2) Coppola, Jessica D.	Nutrition, Foods, and Culinary Arts	20 %
Costello, Linda D.	Accounting	47 %
Crandley, Patrick A.	Electronic Game Design	28 %
Crandley, Patrick A.	Animation	15 %
Crumpton, Debra J.	Business and Commerce, General	20 %
Crumpton, Debra J.	Business Management	20 %
Dale, Nicholas D.	Mathematics, General	27 %
Dao, Binh C.	Chemistry, General	36 %
Davis, Craig	Geographic Information Systems	4 %
Davis, Tony P.	Academic Guidance	40 %
De Mey, Suzanne L.	Accounting	53 %
deGennaro, Paul J.	Physiology (Includes Anatomy)	52 %
Delaini, David G.	Administration of Justice	20 %
** (A5) Dewar, Robert E.	Physical Fitness and Body Movement	15 %
Dixon, Michael A.	Computer Programming	15 %
Doonan, William F.	Anthropology	40 %
** (B5) Estabrook, Paul H.	Applied Photography	27 %
Fasman, Lyudmila A.	Mathematics, General	13 %
Frank, Paul E.	Political Science	45 %
Freas, Adam C.	Academic Guidance	60 %
Gales, Marques J.	Physical Education	30 %
Gales, Marques J.	Study Skills	10 %
** (B5) Gentry, Richard P.	Environmental Control Technology (HVAC)	15 %
Giovannetti, Lynne R.	Fashion Production	42 %
Gonzales, Stephen T.	Mathematics, General	13 %
Gould, Kelly L.	Administration of Justice	40 %
** (A5) Griffin, David A.	Physical Education	15 %
** (A5) Griffin, David A.	Physical Fitness and Body Movement	5 %
** (B5) Handy, Mae F.	Cosmetology and Barbering	39 %
Hanson, Jon	English	20 %
Hanson, Luther E.	Dramatic Arts	25 %
Harris-Jenkinson, Patricia M.	Speech Communication	20 %
Hernandez-Chaidez, Adan	Academic Guidance	33 %
Hernandez-Chaidez, Adan	Counselor	32 %
Hwang, Joel	Chemistry, General	43 %
Ishchuk, Alexandr A.	Chemistry, General	32 %
Jackson, Charisse I.	Licensed Vocational Nursing	20 %
Jones, Andrew B.	Physical Education	13 %
Jones, Andrew B.	Physical Fitness and Body Movement	20 %
Kaina, Abdelaziz	Computer Infrastructure and Support	28 %
** (A1) Kirkpatrick, Nadine J.	Academic Guidance	20 %
Knudson, Kandace M.	Coordinator	18 %
Larson, Carillon J.	Mathematics, General	27 %
Lepe-Rodriguez, Leonela G.	Academic Guidance	13 %
Limon Guzman, Jesus A.	Academic Guidance	20 %
Little, Myra M.	Information Technology, General	40 %
Little, Myra M.	Computer Programming	8 %

FTE appearing as 0% for the current or upcoming semester is pending determination of assignment / load. FTE in previous semesters will appear as 1% for assignments between 0% and 1%. * = New Employee ** = Returning Employee

Employees hired under equivalency criteria pursuant to Ed. Code Section 87359, Title V, Section 53430(a), and Board Policy 5123 will be identified as follows: A1;A3;A4;B1;B2;B3;B4=Experience / Education | A2 = Education | A5;B5 = Experience

REGULAR EMPLOYEES - OVERLOAD ASSIGNMENTS Fall 2021
Sacramento City College

<u>Name</u>	<u>Subject</u>	<u>FTE</u>
Logan,Shane P.	Corrections	20 %
Lorenz,Norman H.	Academic Guidance	20 %
Luera, Frank	Accounting	40 %
Maeda,Richard	Health Occupations, General	20 %
Maeda,Richard	Licensed Vocational Nursing	20 %
Marks,Carrie S.	Academic Guidance	20 %
Marquez,Sabrina L.	Cosmetology and Barbering	39 %
Marshall,Doris F.	Licensed Vocational Nursing	20 %
Miller,Nicholas B.	Sociology	20 %
Mom,Brian W.	Sales and Salesmanship	20 %
Mukarram,Abida	Computer Networking	32 %
Nguyen,Anh H.	Academic Guidance	40 %
** (A1) Oh,Jang-Ha	Physical Education	15 %
Paulson,Daniel I.	Music	7 %
** (A1) Peterson,Terry P.	Sculpture	13 %
Petite,Lori M.	Speech Communication	20 %
Piedra, Erica A.	French	27 %
** (A2) Poe,Kathleen A.	Music	40 %
Quandt,Timothy	Philosophy	40 %
** (B3) Randolph,Melodi L.	Dental Assistant	7 %
Regalado,Maria Carmen	Psychology, General	40 %
Regalado,Maria Carmen	Academic Guidance	20 %
Rice,Helen M.	Nursing	35 %
Rice,Helen M.	Licensed Vocational Nursing	20 %
Richard Robicheau,Loretta J.	Job Seeking/Changing Skills	13 %
Roberts,Joshua M.	Academic Guidance	20 %
Rohret,Valerie A.	Classics-Humanities	60 %
Rowe,Stephanie A.	Accounting	60 %
** (A2) Schutte,Matthew L.	Mathematics, General	53 %
Scott,Mark W.	Academic Guidance	20 %
Shewa,Wondimagegn T.	Chemistry, General	43 %
Steever,Joseph M.	Mathematics, General	33 %
** (B5) Stevenson,Elizabeth	Academic Guidance	20 %
Stewart,Devoun R.	Chemistry, General	52 %
Times,Kenneth J.	Academic Guidance	40 %
Tuifua,Amelia S.	Academic Guidance	40 %
Vargas-Onate,Jacqueline	Academic Guidance	40 %
** (A5) Walker,Dannie E.	Physical Fitness and Body Movement	30 %
Weinsheink,Shawn E.	Technical Theater	58 %
White,Alexandria R.	English	20 %
Williams,Nichelle	Counselor	15 %
Wilson,Emily J.	Art	13 %
Wong,Peter W.	Cosmetology and Barbering	59 %
Young,Robert W.	Film Studies	20 %
Zamora, Frank	Painting & Drawing	13 %
Zaragoza,Diana A.	Education, General	13 %

FTE appearing as 0% for the current or upcoming semester is pending determination of assignment / load. FTE in previous semesters will appear as 1% for assignments between 0% and 1%. * = New Employee ** = Returning Employee

Employees hired under equivalency criteria pursuant to Ed. Code Section 87359, Title V, Section 53430(a), and Board Policy 5123 will be identified as follows: A1;A3;A4;B1;B2;B3;B4=Experience / Education | A2 = Education | A5;B5 = Experience

CLASSIFIED

APPOINTMENT(S)			
<u>Name</u>	<u>Position</u>	<u>Assigned to</u>	<u>Effective Date(s)</u>
Akhromtsev, Sergey S.	Alternate Media Design Specialist	ARC	08/09/21
Banford, Kelly D.	Student Personnel Assistant – Workforce and Economic Development	FLC	09/01/21
Jaramillo, Osvaldo	Student Personnel Assistant – Counseling	ARC	08/25/21
Potter, Anthony R.	Financial Aid Clerk II	CRC	08/23/21

PLACEMENT ON 39-MONTH RE-EMPLOYMENT LIST			
<u>Name</u>	<u>Position</u>	<u>Assigned to</u>	<u>Effective Date(s)</u>
Sieler, Gary W.	Custodian	SCC	08/13/21

PROMOTION(S)			
<u>Name</u>	<u>New Position (Current Position)</u>	<u>Assigned to</u>	<u>Effective Date(s)</u>
Cabrera, Alvaro	Account Clerk III (Account Clerk I)	ARC ARC)	08/16/21
DeCosta, Lokia T.	Counseling Supervisor (Student Personnel Assistant – Student Services)	SCC ARC)	08/09/21
Hynson, Melissa R.	Instructional Services Assistant II (Library Technician)	FLC FLC)	08/09/21
Pambid, Jared A.	Lead Custodian (Custodian)	ARC ARC)	08/16/21
Salem, Hermenio R.	Custodian, 12 months (Food Service Assistant I, 10 months)	SCC SCC)	07/12/21
Tarzia, Joshua R.	Information Technology Specialist II- Microcomputer Support (Information Technology Technician II- Lab/Area Microcomputer Support)	CRC CRC)	08/30/21

C L A S S I F I E D

REASSIGNMENT(S)/TRANSFER(S)

<u>Name</u>	<u>New Position (Current Position)</u>	<u>Assigned to</u>	<u>Effective Date(s)</u>
Lor, Ge V.	Financial Aid Officer (Financial Aid Officer)	SCC CRC)	09/01/21

RESCISSION OF APPOINTMENT

<u>Name</u>	<u>Position</u>	<u>Assigned to</u>	<u>Effective Date(s)</u>
Pinkney, Tyler P.	Information Technology Specialist II - Microcomputer Support	CRC	08/23/21

**RESCISSION OF PLACEMENT ON
PERSONAL LEAVE OF ABSENCE**

<u>Name</u>	<u>Position</u>	<u>Assigned to</u>	<u>Effective Date(s)</u>
Moraru, Lyudmila E.	Instructional Assistant - Writing/English/Reading	Personal, 20% ARC	08/21/21-12/16/21

RESIGNATION(S)

<u>Name</u>	<u>Position</u>	<u>Assigned to</u>	<u>Effective Date(s)</u>
Allenby, Derek E.	Student Personnel Assistant – Career and Job Opportunity Services	SCC	08/20/21
Hernandez, Tania	Outreach Specialist	SCC	08/18/21
Ramirez, Yolanda M.	Student Personnel Assistant – Career and Job Opportunity Services	SCC	08/14/21
Tran, Lan N.	Research Analyst	SCC	09/14/21

RETIREMENT(S)

<u>Name</u>	<u>Position</u>	<u>Assigned to</u>	<u>Effective Date(s)</u>
Lukawski, Ana J.	Administrative Assistant I (After 22 years of regular service)	ARC	09/02/21

CLASSIFIED

RETIREMENT(S), CONTINUED

<u>Name</u>	<u>Position</u>	<u>Assigned to</u>	<u>Effective Date(s)</u>
Nicolosi, Lauri A.	Alternate Media Design Specialist (After 14+ years of regular service)	CRC	08/21/21
Schmidt, Martin J.	Maintenance Electrician (After 30+ years of regular service)	FM	10/01/21

Temporary Classified Employees Education Code 88003 (Per AB 500) <i>The individuals listed below are generally working in short term, intermittent or interim assignments during the time frame designated,</i>

<u>Name</u>	<u>Title</u>	<u>Effective Date</u>	<u>End Date</u>
<u>American River College</u>			
Alejo, Alexander G	DSP&S Clerk	08/02/2021	06/30/2022
Avrumutsoaye, Edwin	Special Projects	08/09/2021	06/30/2022
Bahrami Shehni, Ghazal	Instructional Assistant	07/01/2021	06/30/2022
Baysan, Yalaz	Special Projects	07/01/2021	06/30/2022
Brunza, Alla	Account Clerk I	08/20/2021	06/30/2022
Castillo, Jennie R	Special Projects	08/09/2021	06/30/2022
Cooley, Katie J	Recruit Training Officer	07/01/2021	06/30/2022
Hafer, Nancy J.	Accountant	08/17/2021	06/30/2022
Huezo, Alma M.	Student Support Specialist	07/01/2021	06/30/2022
Huynh, Brianna T	Special Projects	08/16/2021	06/30/2022
Janamian, Sanam	Special Projects	08/09/2021	06/30/2022
Jaques, Eric N	Student Personnel Assistant	07/01/2021	06/30/2022
Jenkins, Tanisha L.	Student Personnel Assistant	07/01/2021	06/30/2022
Kirkman, Madelynanne A	Special Projects	08/09/2021	06/30/2022
Knott, Dustin E.	Special Projects	07/01/2021	06/30/2022
Lesovik, Inna V	Special Projects	08/09/2021	06/30/2022
Luu, Huyen T.	Special Projects	08/09/2021	06/30/2022
Martynova, Olena	Library Technician	07/12/2021	06/30/2022
Mokhnar, Yuliya N	Special Projects	07/01/2021	06/30/2022
Mudik, Nadiya I.	Custodian	08/01/2021	06/30/2022
Rasul, David G.	Student Support Specialist	08/09/2021	06/30/2022
Reid, Michael J.	Specialty Coach	08/16/2021	06/30/2022
Ryabaya, Liza	Instructional Assistant	07/01/2021	06/30/2022
Sabbah, Marah R	Special Projects	07/01/2021	06/30/2022
Safi, Bibi G	Special Projects	07/01/2021	06/30/2022
Santos, Leonardo L.	Instructional Assistant	07/01/2021	06/30/2022
Seawell, Garrett L.	Special Projects	08/02/2021	06/30/2022
Sharaf, Fahed K.	Special Projects	08/09/2021	06/30/2022
Vang, Julie K	DSP&S Clerk	08/02/2021	06/30/2022
Velichko, Liana A	Special Projects	08/09/2021	06/30/2022
Welsh, Amy A.	Special Projects	08/17/2021	06/30/2022
Welsh, Amy A.	Special Projects	08/19/2021	06/30/2022
<u>Cosumnes River College</u>			
Alcantara Sanchez, Jose Luis	Student Personnel Assistant	08/06/2021	06/30/2022
Clark, Brian M.	PE/Athletic Attendant	07/01/2021	06/30/2022
Emmons, Julie A.	Athletic Trainer	07/18/2021	06/30/2022
Leong, Jonathan G	Student Personnel Assistant	08/02/2021	06/30/2022
Liniger, Kristopher A.	Athletic Trainer	07/18/2021	06/30/2022

<u>Name</u>	<u>Title</u>	<u>Effective Date</u>	<u>End Date</u>
<u>Cosumnes River College (continued)</u>			
Vega, Emmanuel	Assistant Coach	07/30/2021	06/30/2022
Woycheshin, Crystal L.	Instructional Assistant	08/02/2021	06/30/2022

District Office / Business and Economic Development Center / Facilities Management / Police Services

Bravo, Jelisa M.	Campus Patrol	07/01/2021	06/30/2022
Li, Irina M	Clerk III	08/05/2021	06/30/2022
Lirnik, Maryna	Clerk III	08/17/2021	06/30/2022
McArdle, Kayla A	Clerk III	08/17/2021	06/30/2022
McGowan, Nicolas A	Campus Patrol	07/08/2021	06/30/2022
Michael, Kristie M.	Special Projects	08/25/2021	06/30/2022
Pysarchukovska, Tetiana	Clerk III	08/17/2021	06/30/2022
Riaz, Laaiba N.	Clerk III	08/02/2021	06/30/2022
Thorp, Anne E.	Student Personnel Assistant	08/16/2021	06/30/2022
Valerio, Emily L.	Clerk I	08/26/2021	06/30/2022
Zamora-Rocha, Gustavo	Campus Patrol	07/01/2021	06/30/2022

Folsom Lake College

Bruner, Kelly J	Instructional Assistant	08/04/2021	06/30/2022
Lopez, Alondra M	Reader/Tutor I	08/25/2021	06/30/2022
Musso, Sydney J.	Reader/Tutor I	08/05/2021	06/30/2022
Shea, Kevin P	Assistant Coach	07/08/2021	06/30/2022
Spring Wenzel, Susan M.	Clerk II	08/04/2021	06/30/2022
Williams, Emelyn S.	Reader/Tutor I	08/25/2021	06/30/2022
Zimmer-Vargas, Monica R.	Athletic Trainer	07/01/2021	06/30/2022

Sacramento City College



Abramson, Adam K	Special Projects	07/25/2021	06/30/2022
Ballejo, John Gabriel	Instructional Assistant	07/19/2021	06/30/2022
Berdak, Amanda J.	Advanced Interpreter	08/12/2021	06/30/2022
Chavez, Daniel A.	Clerk I	07/22/2021	06/30/2022
Colby, Siera K.	Instructional Assistant	08/16/2021	06/30/2022
Crankfield Jr, Varnell	Special Projects	08/15/2021	06/30/2022
Davis, Angela M.	Instructional Assistant	08/09/2021	06/30/2022
Dubray, Marcus Murat	Art Model	08/12/2021	06/30/2022
Grubbs, Michelle M	Instructional Assistant	08/16/2021	06/30/2022
Hines, Nathan P.	Instructional Assistant	07/01/2021	06/30/2022
Hornbuckle, Semaj J. B.	Instructional Assistant	07/01/2021	06/30/2022
Jett, Jack S.	Intermediate Interpreter	08/18/2021	06/30/2022
Kievernagel, Morgan C.	Clerk I	07/01/2021	06/30/2022
Knight, Melissa A.	Advanced Interpreter	08/12/2021	06/30/2022
Lee, Eva J	Clerk I	08/09/2021	06/30/2022
Matulich, Richard J.	Student Personnel Assistant	08/02/2021	06/30/2022
Penn, Aliyah M.	Instructional Assistant	07/01/2021	06/30/2022

<u>Name</u>	<u>Title</u>	<u>Effective Date</u>	<u>End Date</u>
<u>Sacramento City College (continued)</u>			
Sandoval, Clarisa A	Financial Aid Clerk I	07/15/2021	06/30/2022
Serna, Florinda	Financial Aid Clerk I	07/09/2021	06/30/2022
Stapleton, Nicholas H	Instructional Assistant	08/09/2021	06/30/2022
Tabor, Emeseb T	Special Projects	07/05/2021	06/30/2022
Velasquez, Joshua L.	Assistant Coach	07/01/2021	06/30/2022
Ybarra, Nicole M	Assistant Coach	07/01/2021	06/30/2022
Younger, Karen S.	Financial Aid Clerk II	08/01/2021	06/30/2022

LOS RIOS COMMUNITY COLLEGE DISTRICT

PRESENTED TO BOARD OF TRUSTEES

DATE: September 8, 2021

SUBJECT:	SEIU 2021 Collective Bargaining Agreement 2021-2024 Public Disclosure and Approval	ATTACHMENT: None	
		ENCLOSURE: SEIU Contract	
AGENDA ITEM:	Collective Bargaining Item A	TYPE OF BOARD CONSIDERATION:	
RECOMMENDED BY:	 Jamey Nye, Deputy Chancellor	CONSENT/ROUTINE	
		FIRST READING	
APPROVED FOR CONSIDERATION:	 Brian King, Chancellor	ACTION	X
		INFORMATION	

BACKGROUND/STATUS:

Per Section 3547.5 of the Government Code, prior to entering into a written agreement with an exclusive representative covering matters within the scope of representation, all public school employers are required to disclose the major provisions of the agreement, including but not limited to, the costs associated with the agreement. Although the State Chancellor’s Office has stated community colleges are not covered by this statute, we are required to disclose similar information to the State Chancellor’s Office on certain financial reports. Given the significance of these agreements, public disclosure, even if not specifically required, is still appropriate and prudent.

Negotiations were postponed in 2020 due to COVID-19, and the parties agreed to extend the 2017-20 Service Employees International Union Local 1021 (SEIU) collective bargaining agreement through June 30, 2021. In Spring 2021, SEIU and District representatives resumed negotiations remotely via Zoom to discuss the establishment of a new collective bargaining contract for the next three year period (2021-24). Negotiations were conducted in accordance with applicable law, including Government Code 3547, regulations of the Public Employment Relations Board, and Los Rios Board Policies and Administrative Regulations.

The District has reached a tentative agreement with SEIU for the contract effective July 1, 2021 through June 30, 2024. Throughout the agreement, references to dates have been updated as well as clarification to language when necessary. In addition, provisions from memorandums of understanding (MOUs) agreed to during the current contract term have been incorporated. A summarization of the major provisions of the agreement is as follows:

- **Article 2: Union Rights** - Updated language to reflect changes due to Janus ruling.
- **Article 5: Union Dues and Other Deductions** - Updated language to reflect changes due to Janus ruling.
- **Article 6: Personnel Policies** - Clarification that performance evaluations with an overall rating of less than “competent” will be accompanied by documentation supporting the

rating, and a work plan for improvement. Clarification of the long-standing practice that employees will be evaluated annually, working with the employee until they achieve an overall “competent” rating or higher. Expansion of the definition of administratively initiated transfers to include no transfer will be made for arbitrary or punitive reasons, or to avoid filling a vacancy with an employee voluntarily applying for a transfer or promotion, with an opportunity to appeal to the administrative officer. Formalization of the practice of District notification to SEIU 1021 when an employee is placed on administrative leave.

- **Article 8: Work Schedules and Overtime** – Implementation of an annual shift bid process for Police Officers.
- **Article 11: Compensation** – Salary improvements for advanced education degrees and certificates relevant to an employee’s position were identified as possible options for discussion of the distribution of SEIU’s proportionate share of available revenues.
- **Article 12: Fringe Benefits and Insurance Programs** – The District shall request actuarial studies from CalPERS for safety retirement benefit packages, to be discussed with SEIU.
- **Article 15: Uniforms** – The uniform allowance for police increased from \$675 to \$725, to be paid biannually. The three separate classes of police uniforms and related equipment are defined. For non-police department employees, work style shorts may be worn throughout the year, when appropriate.
- **Article 16: Miscellaneous Provisions** – The District agrees to support SEIU by participating in salary surveys and/or compensation studies as appropriate, to be addressed through annual budget discussions regarding funds available to SEIU through the unit’s proportionate share of available resources.

RECOMMENDATION:

It is recommended that the Board of Trustees accept the disclosure information and approve the contract agreement with the Service Employees International Union Local 1021 for the period of July 1, 2021 – June 30, 2024.

LOS RIOS COMMUNITY COLLEGE DISTRICT

PRESENTED TO BOARD OF TRUSTEES

DATE: September 8, 2021

SUBJECT:	Public Hearing: Adoption of 2021-22 Proposed Budgets	ATTACHMENT: Yes	
		ENCLOSURE: Budget Book	
AGENDA ITEM:	Action Item A	TYPE OF BOARD CONSIDERATION:	
RECOMMENDED BY:	Mario Rodriguez, Vice Chancellor Finance and Administration <i>WRP</i>	CONSENT/ROUTINE	
		FIRST READING	
APPROVED FOR CONSIDERATION:	Brian King, Chancellor <i>Brian King</i>	ACTION	X
		INFORMATION	

BACKGROUND:

The 2021-22 General fund tentative budget, adopted by the Board of Trustees in June, has been revised to reflect the enacted State budget. The Board is required to hold a public hearing on the proposed budget for the fiscal year on or before the 15th day of September. Budget revisions will be brought to the Board as needed, typically at least twice during the year.

The Governor’s May Revise proposal for California’s Community Colleges was the basis for the tentative budget. The enacted State budget increases overall funding for community colleges by more than \$3.5 billion over 2020-21 levels through a combination of ongoing and one-time funds. It fully pays off the deferral from 2020-21, and makes a number of investments, including in dual enrollment, deferred maintenance, student basic needs, and support for faculty. Many of the new investments are one-time, focused on needs revealed or exacerbated by the pandemic.

The enacted budget increases the Tentative Budget by approximately \$3 million under the Student Centered Funding Formula, which is the hold harmless level. All three budgets project the formula would yield the same funding as 2020-21, with the addition of the COLA. The X budget assumes no change over reported full-time equivalent students from the emergency conditions provisions due to the pandemic, the Y budget assumes a 2.5% increase in full-time equivalent students, and the Z budget assumes a 5% increase in full-time equivalent students. Given the state’s allowance for emergency conditions for this year, the decline since the pandemic will not impact our overall apportionment from the state; however, it will impact the level of funding we believe will be on-going and will force us to ensure our on-going expenditures match our projections of on-going revenues.

The District’s fiscal health is strong. The budget is balanced and reserves are in line with board policy. The District is strategically using funds provided by the federal government and state government to mitigate and offset impacts caused by the disruption. Additionally, the District continues to fund and refine projections to mitigate the impact of increasing employer contributions required by CalPERS and CalSTRS.

STATUS:

The budget scenarios for the General Fund are titled the X, Y, and Z budgets. All three budgets project the formula would yield the same funding as 2020-21, which is the hold harmless level, with the addition of the 5.07% COLA. The X budget assumes no change over reported full-time equivalent students from the emergency conditions provisions due to the pandemic, the Y budget assumes a 2.5% increase in full-time equivalent students, and the Z budget assumes a 5% increase in full-time equivalent students.

The variations in the X, Y and Z budgets are captured in the appropriation area entitled Program and Salary Improvement and the three budgets are summarized on the attached General Fund schedule. The District is currently operating at the X budget level.

RECOMMENDATION:

It is recommended that the Board of Trustees conduct a public hearing to receive comments on the proposed budgets and adopt the 2021-22 proposed budgets for the General Fund (Z budget), Instructionally-Related, Special Revenue, Capital Projects, Debt Service, Enterprise, Internal Service, Fiduciary, Trust and Auxiliary Funds of the District for filing with the appropriate County/State agencies.

LOS RIOS COMMUNITY COLLEGE DISTRICT
General Fund
2021-2022 Adopted Budget

Schedule I

	X MINIMUM FUNDING	Y MID-RANGE FUNDING	Z BUDGET MAXIMUM OPTIMISTIC
BEGINNING FUND BALANCE, JULY 1:			
Uncommitted	\$ 23,092,303	\$ 23,092,303	\$ 23,092,303
Committed	91,159,422	91,159,422	91,159,422
Restricted	11,478,909	11,478,909	11,478,909
Total Beginning Fund Balance	<u>125,730,634</u>	<u>125,730,634</u>	<u>125,730,634</u>
REVENUES:			
Apportionment & Educational Protection Account (EPA)	193,797,992	193,797,992	193,797,992
New Faculty Funding	3,113,305	3,113,305	3,113,305
Continuing Total Computational Revenue Adjustment	9,197,756	10,738,116	12,278,476
SCFF changes in FTES, Outcomes & Demographics	12,776,060	11,235,700	9,695,340
Enrollment Fees and Property Taxes	119,834,240	119,834,240	119,834,240
Total Base Allocation, COLA & Growth	<u>338,719,353</u>	<u>338,719,353</u>	<u>338,719,353</u>
Lottery Revenue			
Base Revenue	5,900,000	5,900,000	5,900,000
Adjust Revenue to \$150/FTES (Z Budget)		487,776	1,033,622
Total Lottery Revenue	<u>5,900,000</u>	<u>6,387,776</u>	<u>6,933,622</u>
Other Revenue:			
Non-Resident/International Student Tuition	4,048,381	4,048,381	4,048,381
Part-Time Faculty Compensation/New Faculty Hires	3,953,577	3,953,577	3,953,577
Community Services	932,394	932,394	932,394
Other income, including Interfund Transfers	25,399,190	25,580,117	25,580,117
Total Other Revenue	<u>34,333,542</u>	<u>34,514,469</u>	<u>34,514,469</u>
Total General Purpose Revenue	<u>378,952,895</u>	<u>379,621,598</u>	<u>380,167,444</u>
Special Program Revenue	279,551,820	279,551,820	279,551,820
Total Revenue	<u>658,504,715</u>	<u>659,173,418</u>	<u>659,719,264</u>
Total Revenue & Beginning Fund Balance	<u>\$ 784,235,349</u>	<u>\$ 784,904,052</u>	<u>\$ 785,449,898</u>
APPROPRIATIONS:			
Current Operational Level	\$ 703,711,163	\$ 703,711,163	\$ 703,711,163
Program and Salary Improvement	46,883,932	47,552,635	48,098,481
Total Appropriations	<u>750,595,095</u>	<u>751,263,798</u>	<u>751,809,644</u>
ENDING FUND BALANCE, JUNE 30:			
Uncommitted	22,000,638	22,000,638	22,000,638
Committed	4,596,422	4,596,422	4,596,422
Restricted	7,043,194	7,043,194	7,043,194
Total Ending Fund Balance	<u>33,640,254</u>	<u>33,640,254</u>	<u>33,640,254</u>
Total Appropriations & Ending Fund Balance	<u>\$ 784,235,349</u>	<u>\$ 784,904,052</u>	<u>\$ 785,449,898</u>

LOS RIOS COMMUNITY COLLEGE DISTRICT **Schedule II**
Other Governmental Funds - General Fund Sub-Fund and Special Revenue
2021-2022 Adopted Budget

DESCRIPTION	INSTRUCTIONALLY RELATED ACTIVITIES FUND	CHILD DEVELOPMENT FUND
Beginning Fund Balance, July 1:		
Uncommitted	\$ 4,589,024	\$ 325,776
Total Beginning Fund Balance	4,589,024	325,776
Revenues:		
Federal	-	80,000
State	-	1,681,974
Local	745,430	65,000
Interfund Transfers In	10,000	629,962
Total Revenues	755,430	2,456,936
Total Revenues and Beginning Fund Balance	\$ 5,344,454	\$ 2,782,712
Appropriations:		
Academic Salaries	\$ 6,500	\$ -
Classified Salaries	91,836	1,372,942
Employee Benefits	2,256	815,535
Books, Supplies, and Food	20,000	156,500
Other Operating Expenses	76,310	23,595
Payments to Students	2,350	-
Interfund Transfers Out GENFD	556,178	-
Total Appropriations	755,430	2,368,572
Ending Fund Balance, June 30:		
Uncommitted	4,589,024	414,140
Total Ending Fund Balance	4,589,024	414,140
Total Appropriations and Ending Fund Balance	\$ 5,344,454	\$ 2,782,712

LOS RIOS COMMUNITY COLLEGE DISTRICT
Other Governmental Funds - Capital Projects Funds
2021-2022 Adopted Budget

Schedule III

DESCRIPTION	CAPITAL OUTLAY PROJECTS FUND	BOND PROJECTS FUNDS*
Beginning Fund Balance, July 1:		
Uncommitted	\$ 13,300,000	\$ -
Committed	127,862,822	67,635,845
Total Beginning Fund Balance	141,162,822	67,635,845
Revenues:		
State	121,859,340	-
Local, including Interest Income	1,587,753	275,000
Interfund Transfers In	40,530,409	-
Total Revenues	163,977,502	275,000
Total Revenues and Beginning Fund Balance	\$ 305,140,324	\$ 67,910,845
Appropriations:		
Capital Outlay	\$ 291,659,371	\$ 67,910,845
Interfund Transfers Out/Other	180,953	-
Total Appropriations	291,840,324	67,910,845
Ending Fund Balance, June 30:		
Uncommitted	13,300,000	-
Total Ending Fund Balance	13,300,000	-
Total Appropriations and Ending Fund Balance	\$ 305,140,324	\$ 67,910,845

* Prior year appropriations include projects spanning more than one fiscal year that will not be fully expended. Funds remaining at year-end will be re-appropriated in the Adopted Budget.

LOS RIOS COMMUNITY COLLEGE DISTRICT
Other Governmental Funds - Debt Service Funds
2021-2022 Adopted Budget

Schedule IV

DESCRIPTION	BOND INTEREST AND REDEMPTION FUND	OTHER DEBT SERVICE FUND
Beginning Fund Balance, July 1:		
Restricted	\$ 43,639,030	\$ -
Committed	-	59,944
Total Beginning Fund Balance	43,639,030	59,944
Revenues:		
Local		
Property Taxes/Bond Premiums	63,029,515	-
Interest Income	1,286,315	140,810
Total Revenues	64,315,830	140,810
Total Revenues and Beginning Fund Balance	\$ 107,954,860	\$ 200,754
Appropriations:		
Bond Principal/Interest Expense	\$ 64,309,830	\$ -
Bond Issuance/Service Costs	6,000	-
Interfund Transfers Out/Other	-	140,810
Total Appropriations	64,315,830	140,810
Ending Fund Balance, June 30:		
Restricted	43,639,030	-
Committed	-	59,944
Total Ending Fund Balance	43,639,030	59,944
Total Appropriations and Ending Fund Balance	\$ 107,954,860	\$ 200,754

**LOS RIOS COMMUNITY COLLEGE DISTRICT
Enterprise Funds
2021-2022 Adopted Budget**

Schedule V

DESCRIPTION	REGIONAL PERFORMING ARTS (HARRIS) CENTER FUND
Beginning Fund Balance:	
Uncommitted	\$ 25,154
Committed	-
Total Beginning Fund Balance	25,154
Total Revenues and Beginning Fund Balance	\$ 25,154
Ending Fund Balance:	
Uncommitted	\$ 25,154
Committed	-
Total Ending Fund Balance	25,154
Total Appropriations and Ending Fund Balance	\$ 25,154

The Regional Performing Arts Center fiscal year is July 1st thru June 30th.

Budget will be developed in conjunction with the reopening timeline for the Performing Arts Center.

LOS RIOS COMMUNITY COLLEGE DISTRICT
Internal Service Funds
2021-2022 Adopted Budget

Schedule VI

DESCRIPTION	SELF- INSURANCE FUND	RETIREE BENEFIT FUND
Beginning Fund Balance:		
Committed	\$ 1,024,812	\$ 13,259,481
Total Beginning Fund Balance	1,024,812	13,259,481
Revenues:		
Auxiliary Operations/Sales	7,764,415	-
Other Local, Interest & Transfers	84,150	88,170
Total Revenues	7,848,565	88,170
Total Revenues and Beginning Fund Balance	\$ 8,873,377	\$ 13,347,651
Appropriations:		
Classified Salaries	\$ 207,761	\$ -
Employee Benefits	100,224	-
Other Operating Expenses	7,540,580	-
Total Appropriations	7,848,565	-
Ending Fund Balance:		
Committed	1,024,812	13,347,651
Total Ending Fund Balance	1,024,812	13,347,651
Total Appropriations and Ending Fund Balance	\$ 8,873,377	\$ 13,347,651

LOS RIOS COMMUNITY COLLEGE DISTRICT
Fiduciary, Trust and Auxiliary Funds
2021-2022 Adopted Budget

Schedule VII

DESCRIPTION	STUDENT FINANCIAL AID	STUDENT ASSOCIATION	SCHOLARSHIP AND LOAN FUND	FOUNDATION
Beginning Fund Balance, July 1:				
Uncommitted	\$ -	\$ 362,906	\$ -	\$ 2,406,005
Committed	-	731,659	1,547,421	17,205,052
Total Beginning Fund Balance	-	1,094,565	1,547,421	19,611,057
Revenues:				
Federal	92,180,498	-	-	-
State	20,379,488	-	-	-
Local	-	189,051	50,364	3,173,000
Interfund Transfers In	3,748,331	-	-	-
Total Revenues	116,308,317	189,051	50,364	3,173,000
Total Revenues and Beginning Fund Balance	\$ 116,308,317	\$ 1,283,616	\$ 1,597,785	\$ 22,784,057
Appropriations:				
Books, Supplies & Materials	\$ -	\$ 6,700	\$ 1,000	\$ -
Other Operating Expenses	159,719	174,951	-	-
Student Financial Aid	116,148,598	-	-	-
Scholarships/Awards	-	7,400	5,000	-
Auxiliary Activities	-	-	-	10,314,000
In-Kind Contributions	-	-	-	130,000
Interfund Transfers Out	-	-	44,364	-
Total Appropriations	116,308,317	189,051	50,364	10,444,000
Ending Fund Balance, June 30:				
Uncommitted	-	362,906	-	1,644,441
Committed	-	731,659	1,547,421	10,695,616
Total Ending Fund Balance	-	1,094,565	1,547,421	12,340,057
Total Appropriations and Ending Fund Balance	\$ 116,308,317	\$ 1,283,616	\$ 1,597,785	\$ 22,784,057

**LOS RIOS COMMUNITY COLLEGE DISTRICT
General Fund
2021-2022 Adopted Budget**

Schedule I

	X MINIMUM FUNDING	Y MID-RANGE FUNDING	Z BUDGET MAXIMUM OPTIMISTIC
BEGINNING FUND BALANCE, JULY 1:			
Uncommitted	\$ 23,092,303	\$ 23,092,303	\$ 23,092,303
Committed	91,159,422	91,159,422	91,159,422
Restricted	11,478,909	11,478,909	11,478,909
Total Beginning Fund Balance	<u>125,730,634</u>	<u>125,730,634</u>	<u>125,730,634</u>
REVENUES:			
Apportionment & Educational Protection Account (EPA)	193,797,992	193,797,992	193,797,992
New Faculty Funding	3,113,305	3,113,305	3,113,305
Continuing Total Computational Revenue Adjustment	9,197,756	10,738,116	12,278,476
SCFF changes in FTES, Outcomes & Demographics	12,776,060	11,235,700	9,695,340
Enrollment Fees and Property Taxes	119,834,240	119,834,240	119,834,240
Total Base Allocation, COLA & Growth	<u>338,719,353</u>	<u>338,719,353</u>	<u>338,719,353</u>
Lottery Revenue			
Base Revenue	5,900,000	5,900,000	5,900,000
Adjust Revenue to \$150/FTES (Z Budget)		487,776	1,033,622
Total Lottery Revenue	<u>5,900,000</u>	<u>6,387,776</u>	<u>6,933,622</u>
Other Revenue:			
Non-Resident/International Student Tuition	4,048,381	4,048,381	4,048,381
Part-Time Faculty Compensation/New Faculty Hires	3,953,577	3,953,577	3,953,577
Community Services	932,394	932,394	932,394
Other income, including Interfund Transfers	25,399,190	25,580,117	25,580,117
Total Other Revenue	<u>34,333,542</u>	<u>34,514,469</u>	<u>34,514,469</u>
Total General Purpose Revenue	<u>378,952,895</u>	<u>379,621,598</u>	<u>380,167,444</u>
Special Program Revenue	279,551,820	279,551,820	279,551,820
Total Revenue	<u>658,504,715</u>	<u>659,173,418</u>	<u>659,719,264</u>
Total Revenue & Beginning Fund Balance	<u>\$ 784,235,349</u>	<u>\$ 784,904,052</u>	<u>\$ 785,449,898</u>
APPROPRIATIONS:			
Current Operational Level	\$ 703,711,163	\$ 703,711,163	\$ 703,711,163
Program and Salary Improvement	46,883,932	47,552,635	48,098,481
Total Appropriations	<u>750,595,095</u>	<u>751,263,798</u>	<u>751,809,644</u>
ENDING FUND BALANCE, JUNE 30:			
Uncommitted	22,000,638	22,000,638	22,000,638
Committed	4,596,422	4,596,422	4,596,422
Restricted	7,043,194	7,043,194	7,043,194
Total Ending Fund Balance	<u>33,640,254</u>	<u>33,640,254</u>	<u>33,640,254</u>
Total Appropriations & Ending Fund Balance	<u>\$ 784,235,349</u>	<u>\$ 784,904,052</u>	<u>\$ 785,449,898</u>

LOS RIOS COMMUNITY COLLEGE DISTRICT **Schedule II**
Other Governmental Funds - General Fund Sub-Fund and Special Revenue
2021-2022 Adopted Budget

DESCRIPTION	INSTRUCTIONALLY RELATED ACTIVITIES FUND	CHILD DEVELOPMENT FUND
Beginning Fund Balance, July 1:		
Uncommitted	\$ 4,589,024	\$ 325,776
Total Beginning Fund Balance	4,589,024	325,776
Revenues:		
Federal	-	80,000
State	-	1,681,974
Local	745,430	65,000
Interfund Transfers In	10,000	629,962
Total Revenues	755,430	2,456,936
Total Revenues and Beginning Fund Balance	\$ 5,344,454	\$ 2,782,712
Appropriations:		
Academic Salaries	\$ 6,500	\$ -
Classified Salaries	91,836	1,372,942
Employee Benefits	2,256	815,535
Books, Supplies, and Food	20,000	156,500
Other Operating Expenses	76,310	23,595
Payments to Students	2,350	-
Interfund Transfers Out GENFD	556,178	-
Total Appropriations	755,430	2,368,572
Ending Fund Balance, June 30:		
Uncommitted	4,589,024	414,140
Total Ending Fund Balance	4,589,024	414,140
Total Appropriations and Ending Fund Balance	\$ 5,344,454	\$ 2,782,712

LOS RIOS COMMUNITY COLLEGE DISTRICT
Other Governmental Funds - Capital Projects Funds
2021-2022 Adopted Budget

Schedule III

DESCRIPTION	CAPITAL OUTLAY PROJECTS FUND	BOND PROJECTS FUNDS*
Beginning Fund Balance, July 1:		
Uncommitted	\$ 13,300,000	\$ -
Committed	127,862,822	67,635,845
Total Beginning Fund Balance	141,162,822	67,635,845
Revenues:		
State	121,859,340	-
Local, including Interest Income	1,587,753	275,000
Interfund Transfers In	40,530,409	-
Total Revenues	163,977,502	275,000
Total Revenues and Beginning Fund Balance	\$ 305,140,324	\$ 67,910,845
Appropriations:		
Capital Outlay	\$ 291,659,371	\$ 67,910,845
Interfund Transfers Out/Other	180,953	-
Total Appropriations	291,840,324	67,910,845
Ending Fund Balance, June 30:		
Uncommitted	13,300,000	-
Total Ending Fund Balance	13,300,000	-
Total Appropriations and Ending Fund Balance	\$ 305,140,324	\$ 67,910,845

* Prior year appropriations include projects spanning more than one fiscal year that will not be fully expended. Funds remaining at year-end will be re-appropriated in the Adopted Budget.

LOS RIOS COMMUNITY COLLEGE DISTRICT
Other Governmental Funds - Debt Service Funds
2021-2022 Adopted Budget

Schedule IV

DESCRIPTION	BOND INTEREST AND REDEMPTION FUND	OTHER DEBT SERVICE FUND
Beginning Fund Balance, July 1:		
Restricted	\$ 43,639,030	\$ -
Committed	-	59,944
Total Beginning Fund Balance	43,639,030	59,944
Revenues:		
Local		
Property Taxes/Bond Premiums	63,029,515	-
Interest Income	1,286,315	140,810
Total Revenues	64,315,830	140,810
Total Revenues and Beginning Fund Balance	\$ 107,954,860	\$ 200,754
Appropriations:		
Bond Principal/Interest Expense	\$ 64,309,830	\$ -
Bond Issuance/Service Costs	6,000	-
Interfund Transfers Out/Other	-	140,810
Total Appropriations	64,315,830	140,810
Ending Fund Balance, June 30:		
Restricted	43,639,030	-
Committed	-	59,944
Total Ending Fund Balance	43,639,030	59,944
Total Appropriations and Ending Fund Balance	\$ 107,954,860	\$ 200,754

**LOS RIOS COMMUNITY COLLEGE DISTRICT
Enterprise Funds
2021-2022 Adopted Budget**

Schedule V

DESCRIPTION	REGIONAL PERFORMING ARTS (HARRIS) CENTER FUND
Beginning Fund Balance:	
Uncommitted	\$ 25,154
Committed	-
Total Beginning Fund Balance	25,154
Total Revenues and Beginning Fund Balance	\$ 25,154
Ending Fund Balance:	
Uncommitted	\$ 25,154
Committed	-
Total Ending Fund Balance	25,154
Total Appropriations and Ending Fund Balance	\$ 25,154

The Regional Performing Arts Center fiscal year is July 1st thru June 30th.

Budget will be developed in conjunction with the reopening timeline for the Performing Arts Center.

LOS RIOS COMMUNITY COLLEGE DISTRICT
Internal Service Funds
2021-2022 Adopted Budget

Schedule VI

DESCRIPTION	SELF- INSURANCE FUND	RETIREE BENEFIT FUND
Beginning Fund Balance:		
Committed	\$ 1,024,812	\$ 13,259,481
Total Beginning Fund Balance	1,024,812	13,259,481
Revenues:		
Auxiliary Operations/Sales	7,764,415	-
Other Local, Interest & Transfers	84,150	88,170
Total Revenues	7,848,565	88,170
Total Revenues and Beginning Fund Balance	\$ 8,873,377	\$ 13,347,651
Appropriations:		
Classified Salaries	\$ 207,761	\$ -
Employee Benefits	100,224	-
Other Operating Expenses	7,540,580	-
Total Appropriations	7,848,565	-
Ending Fund Balance:		
Committed	1,024,812	13,347,651
Total Ending Fund Balance	1,024,812	13,347,651
Total Appropriations and Ending Fund Balance	\$ 8,873,377	\$ 13,347,651

LOS RIOS COMMUNITY COLLEGE DISTRICT
Fiduciary, Trust and Auxiliary Funds
2021-2022 Adopted Budget

Schedule VII

DESCRIPTION	STUDENT FINANCIAL AID	STUDENT ASSOCIATION	SCHOLARSHIP AND LOAN FUND	FOUNDATION
Beginning Fund Balance, July 1:				
Uncommitted	\$ -	\$ 362,906	\$ -	\$ 2,406,005
Committed	-	731,659	1,547,421	17,205,052
Total Beginning Fund Balance	-	1,094,565	1,547,421	19,611,057
Revenues:				
Federal	92,180,498	-	-	-
State	20,379,488	-	-	-
Local	-	189,051	50,364	3,173,000
Interfund Transfers In	3,748,331	-	-	-
Total Revenues	116,308,317	189,051	50,364	3,173,000
Total Revenues and Beginning Fund Balance	\$ 116,308,317	\$ 1,283,616	\$ 1,597,785	\$ 22,784,057
Appropriations:				
Books, Supplies & Materials	\$ -	\$ 6,700	\$ 1,000	\$ -
Other Operating Expenses	159,719	174,951	-	-
Student Financial Aid	116,148,598	-	-	-
Scholarships/Awards	-	7,400	5,000	-
Auxiliary Activities	-	-	-	10,314,000
In-Kind Contributions	-	-	-	130,000
Interfund Transfers Out	-	-	44,364	-
Total Appropriations	116,308,317	189,051	50,364	10,444,000
Ending Fund Balance, June 30:				
Uncommitted	-	362,906	-	1,644,441
Committed	-	731,659	1,547,421	10,695,616
Total Ending Fund Balance	-	1,094,565	1,547,421	12,340,057
Total Appropriations and Ending Fund Balance	\$ 116,308,317	\$ 1,283,616	\$ 1,597,785	\$ 22,784,057

LOS RIOS COMMUNITY COLLEGE DISTRICT

PRESENTED TO BOARD OF TRUSTEES

DATE: September 8, 2021

SUBJECT:	Citizens' Bond Oversight Committee Annual Report 2020-21	ATTACHMENT: Yes	
		ENCLOSURE: None	
AGENDA ITEM:	Information Item A	TYPE OF BOARD CONSIDERATION:	
RECOMMENDED BY:	<div style="text-align: right;"><i>U/R</i></div> Mario Rodriguez, Vice Chancellor Finance and Administration	CONSENT/ROUTINE	
		FIRST READING	
APPROVED FOR CONSIDERATION:	Brian King, Chancellor	ACTION	
		INFORMATION	X

BACKGROUND:

In November 2008, the electorate approved Measure M in the amount of \$475 million. The election was conducted under Proposition 39, which requires the establishment of a Citizens' Bond Oversight Committee. The Oversight Committee Bylaws also require that an annual written report be presented to the Board of Trustees in open session.

STATUS:

The District's Oversight Committee was created in spring 2002 and concluded its nineteenth full year of operation on June 30, 2021. Consistent with the Oversight Committee Bylaws and state statutes, it is appropriate to present the Committee's Annual Report for the 2020-21 year in fulfillment of the requirements of Article XIII A, Section 1(b)(3) of the California Constitution.

RECOMMENDATION:

It is recommended that the Board of Trustees receive the 2020-21 Annual Report from the Citizens' Bond Oversight Committee.

Citizens' Bond Oversight Committee

Los Rios Community College District

2020-21 Annual Report



ARC Tech Ed Modernization



SCC Mohr Hall

American River College
Cosumnes River College
Folsom Lake College
Sacramento City College

Introduction

Measure M, a \$475 million authorization, was approved by the voters on November 4, 2008. The proceeds are to be used for construction of new facilities and modernization of existing facilities at the District's four colleges and District Office/District-wide services. The elections were conducted under Proposition 39, which requires the establishment of a Citizens' Bond Oversight Committee. The Committee, representing various constituents of the community and appointed by the Board of Trustees, is responsible for the review of bond expenditures and the presentation of an annual report.

This publication is intended to present to the community a cumulative summary of the expenditures of the District's bond measures, as well as the Committee's activities for the preceding year.

Oversight Committee Activities

The District issued Series A of Measure M bonds in October 2010 in the amount of \$130 million, issued Series B for \$60 million in June 2013, issued Series C \$65 million in February 2018 and issued Series D for \$80 million in June 2018. In November 2017, the District refunded \$106.9 million of Measure M, Series A resulting in savings to our taxpayers of approximately \$12.8 million (NPV).

During the past year, the Committee reviewed the financial activity for capital projects funded by bond proceeds. The Committee also received the District's Independent Auditor's reports, financial statements, and performance audit for the bond funds as of June 30, 2020. These reports fulfill the requirement for separate review of the financial activity per the provisions of Proposition 39. The Committee received updates on the District's budget, Scheduled Maintenance and Special Repair (SMSR) funding, the District's Facilities Master Plan, and the status of bond funded projects in progress during the year.

Summary

All expenditures authorized by the School Facilities Bonds have been reviewed by the Citizens' Bond Oversight Committee to ensure the money has been spent only on school facility improvements authorized by the Bond Act. All funds expended from Measure M are audited annually by an independent audit firm. The Oversight Committee has reviewed expenditures and projects and believes the District is in compliance with the requirements of Article XIII A Section 1(b)(3) of the California Constitution and consistent with the District's approved local bond measures. Implementation of the District's long-term capital plans continues to progress. For Measure M, \$340 million has been appropriated for sixty-two projects including funding for infrastructure improvements at three of the colleges and District wide. Detailed information regarding the projects for both measures is provided on the following pages. The expenditures are cumulative through May 31, 2021.

A Snapshot of Measure M Progress to date:

Location	Budget to Date	Expended to Date	# of Projects in Progress	# of Projects Completed
American River College	\$168.4M	\$101.1M	11	10
Cosumnes River College	\$82.4M	\$63.9M	7	8
Folsom Lake College	\$95.5M	\$26.5M	3	4
Sacramento City College	\$110.3M	\$61.6M	4	10
District Office/District Wide	\$24.3M	\$17.1M	3	2
Total	\$480.9M	\$270.2M	28	34

Measure A & M have provided funding to add more than 1.8 million square feet in new facilities. In addition, more than 441,000 square feet of aging facilities have been modernized.

Total Expenditures Since Inception:

Measure M \$270.3 million*

**includes bond issuance costs*

American River College

Measure M ~ Active Projects

Tech Ed Temp Housing:

This project provides modifications to temp housing to accommodate Tech Ed Modernization construction phase. The project budget is \$730,000 with \$66,000 expended to date.

Boiler Replacement Phase 2:

The Long Range Capital Needs Plan and local bond Measure M include funds to improve utilities infrastructure at American River College. This project improves HVAC infrastructure within the Central Utility Plant at ARC. This project will remove and replace boilers, pumps, associated piping and automated controls. The project is budgeted for \$1.5 million with \$878,000 to date.

Natomas Center Phase 2 & 3:

The Project builds a new 31,077 assignable square feet (asf) (49,800 gross square feet) instructional facility adjacent to the existing American River College Natomas Center building. The new building will provide space for instruction in general education, biology and chemistry. The project is budgeted for \$22.8 million with \$1.9 million in expenditures to date.

Natomas TAP Phase 2 & 3:

The long range capital needs plan and local bond measure M include funds to construct parking associated with the expansion of the Natomas Center. This project will develop this parking at an adjacent vacant lot at the corner of Del Paso Blvd and Via Ingoglia. This project will be a joint venture with the City of Natomas and Natomas Unified School District however LRCCD is taking the lead as the constructing entity. We anticipate approximately 425 parking spaces. The project is budgeted for \$2 million with \$54,000 in expenditures to date.

Tech Ed Modernization:

This project modernizes the Technology Building at American River College. The primary use of the building is Automotive, Welding Technology and Electronics. Two other programs, Physics and Engineering, are currently in the building and will be moved and replaced with other interdisciplinary programs. This modernization will improve the technology of these spaces and reconfigure spaces for improved circulation and access compliance. This modernization also provides improvements to power, lighting, data, and HVAC systems. This modernization includes the replacement of three old temporary portable building located behind the Technology Building, with new permanent space. The project is budgeted for \$44.8 million with \$2.7 million in expenditures to date.

New Market Drive Improvements:

This project supports street improvements along New Market Drive adjacent to the American River College Natomas Center. The project will improve traffic flow and access to the Natomas Center and a future student parking lot expansion needed to accommodate the upcoming Natomas Center Phase II and III project. This project is budgeted for \$1.1 million with \$1 million expended to date.

Central Utility Plant Upgrade:

This central plant infrastructure project at ARC supports ongoing campus-wide facility improvements and growth. These improvements will support new facilities like the new STEM building and the upcoming Tech Voc Expansion and Modernization and Davies Hall Modernization projects, as well as improve overall campus heating and cooling systems by increasing system capacity and making them more energy efficient. This project is budgeted for \$1.6 million with \$1.6 million expended to date.

Corp Yard Relocation:

This project relocates the existing corp yard located near the center of campus to the southern end of campus. The purpose of the relocation is to create ground space in the center of campus to allow for the future modernization of Davies Hall and a future instructional building. This project is budgeted for \$814,000 with \$640,000 to date.

New Swing Space Portable- Liberal Arts (STEM):

This project will add an additional 13 temporary housing units to house instructional programs displaced by the demolition and rebuild of the Liberal Arts building. These temporary units will be leased and at the end of Liberal Arts construction and be removed from campus. The project is budgeted at \$1.3 million with \$1.3 million expended to date.

Infrastructure for Liberal Arts Modernization (STEM):

This project provides improvements to the underground infrastructure, hydronics and utilities that serve the new Liberal Arts (STEM) building. This project will complete the campus hydronic loop and greatly improve the efficiency of our buildings heating and cooling systems throughout the campus. The project budget is \$7.3 million with \$7.3 million expended to date.

Liberal Arts Building Modernization (STEM):

This project will provide a 36,976 ASF new building to replace the Liberal Arts Building. The new building will be used for Science, Technology, Engineering and Math (STEM). The project budget is \$12.4 million with \$12.3 million expended to date.

Measure M ~ Completed Projects

Infrastructure Projects:

\$1.1 million was allocated toward completion of an infrastructure master plan and projects at ARC.

Stadium Lighting Upgrade:

This project will upgrade the stadium lighting to meet minimum competitive standards. Utilize existing 70-100 foot light poles in their existing locations and retrofit with LE Musco light fixtures. The existing electrical infrastructure will be utilized and a new lighting controls system will be installed. Fixtures will meet current codes. Measure M contributed \$10,000 to this project.

Infrastructure - Water Well Replacement:

Due to the age and deterioration of the existing water wells at American River College it is necessary to replace and relocate one of the existing wells. 100% of ARC's domestic and irrigation water comes from a groundwater well system. Measure M contributed \$2.1 million to this project.

Infrastructure- Main Storm Drain Extension:

This project improves the storm drain system at ARC to mitigate flooding on the southern portion of the campus and further protect the campus during major rainstorms. The project utilized \$1.3 million in Measure M funds and \$379,000 from District funds.

Existing Swing Space Portable Modification- Liberal Arts (STEM):

This project modifies existing temporary housing to accommodate specific instructional programs displaced by the demolition and rebuild of the Liberal Arts building. This was a \$221,000 Measure M project.

P.E./Athletic Fields Improvements:

This \$6.5 million dollar project revitalizes the campus PE and Athletic fields to maximize the available space and upgrade the facilities. The construction of this project was completed fall 2016.

Student Services Addition:

This \$3.7 million project of Measure M dollars, provides the needed space to deliver the support services students require. The construction of this project was completed fall 2015.

Culinary Arts Building:

This \$10 million dollar project is primarily funded by Measure M, with \$1 million in contributions from the Foundation Capital Campaign. The project has an instruction laboratory complete with a new kitchen, servery and dining area for the comprehensive culinary program. \$9 million was spent out of Measure M funds.

Student Center Modernization and Expansion:

This \$21 million project funded primarily by Measure M proceeds modernized (replaced) and expanded the former cafeteria, office space and meeting rooms adding 34,701 assignable square feet. The Center opened in spring 2013.

Parking Structure and TAP:

Chronic parking and circulation issues at the College have been alleviated with the construction of a 1,650 space parking garage, as well as other improvements at a cost of \$27.2 million. The project was completed in spring 2013.

Cosumnes River College

Measure M ~ Active Projects

Elk Grove Center Phase 2-EVCS Parking Lot:

Construction of approximately 40 new parking stalls including 8 electrical vehicle charging stations (EVCS) Project continues parking per master plan. The budget is \$1.7 million with no expenditures to date.

Portable 76 Removal:

Abate and remove 5 portables on the CRC campus. Buildings include Portable 76 adjacent PE and old temp housing buildings near tennis court. Buildings are past their useful life and no longer needed. The budget is \$150,000 with \$5,000 expenditures to date.

Elk Grove Center Phase 2:

This project will construct Phase 2 of the Elk Grove Center. This project scope provides a 15,200 assignable square foot (asf) instructional building adjacent to the existing instructional building. The building will include classrooms, labs, offices and flexib space for students to study and congregate. The projected is budged for \$13.5 million with \$933,000 in expenditures to date.

Auto Tech Center Modernization/Expansion:

This project is currently in design and will expand the current Automotive Technology building by 5,280sf by adding eight new automotive bays, a new tool room, flexible teaching space and ADA compliant restrooms to the existing facility. Construction is expected to begin in Winter of 2020. The project is budgeted for \$6 million with \$2.3 million expenditures to date.

Library Space Repurpose:

This project will re-configure temporary administrative spaces in the CRC library and repurpose them back into library/student engagement spaces. Upon completion of the CRC College Center, the administrative functions contained in these spaces will be moved back into the new College Center, allowing for these areas to be returned to their original library-type function. The project is budgeted for \$500,000 with \$447,000 expenditures to date.

College Center Expansion:

This project will provide a 18,005 ASF expansion to the College Center building. The expansion will be used for student services, administration and counseling. The project budget is \$21.5 million from Measure M, and \$721,000 funded by district. \$21.5 million has been expended to date.

Infrastructure to College Center Expansion :

This project provides improvements to the underground infrastructure – hydronics and utilities, that serve the College Center Expansion. The project budget is \$2.9 million with \$2.9 million expended to date.



CRC College Center Expansion

Measure M ~ Completed Projects

Infrastructure Projects:

\$971,000 is currently allocated from Measure M funds toward various infrastructure projects and for completion of a master plan to incorporate the infrastructure needs for current and future facilities at Cosumnes River College. To date, all \$971,000 has been expended.

Infrastructure-Hydronic Mods & Underground Loop:

Due to the age and deterioration of the existing hydronic (water) lines serving the Heating Ventilation and Air Conditioning (HVAC) systems, many lines needed to be replaced. Replacement not only reduced water leakage and waste, but greatly enhanced the efficiency of the existing HVAC systems throughout the entire campus. Measure M funds provided \$1.8 million for this project.

Elk Grove Center Monument Sign: T

This project provided a new monument sign at the west entrance of the Elk Grove Center. Total project funds from Measure M were \$80,000.

Stadium Landscaping:

With the completion of the stadium improvements funded by Measure M and a partnership with Elk Grove Unified School District, this project completes the perimeter landscaping for this multi-use facility. Measure M provided \$235,000 for this project.

Art Gallery Space:

Construction of the Art Gallery space was completed in spring 2015. This completes the campus' comprehensive Fine and Performing Arts facilities. \$2.1 million was funded by Measure M.

Elk Grove Center Phase 1 TAP and Off-Site Improvements:

\$1.0 million was appropriated for transportation, access and parking for the Elk Grove Center and \$2.4 million for off-site improvements including roadways, a lighted intersection, sidewalks, curb, gutters and associated underground utilities. In addition to the \$3.4 million funded by Measure M, the City of Elk Grove funded \$1.3 million. Work started in spring 2012 and the project was completed in fall 2013.

Architecture and Construction Programs Instructional Building:

This building houses one of the signature programs at the college; Architecture and Construction Management, as well as related programs that provide transfer and certificate coursework. The building received platinum LEED (sustainable design) certification in October 2014. The project was completed in fall 2013 at a cost of \$15.7 million, with Measure M providing \$14 million.

Physical Education and Athletic Fields and TAP Improvements:

\$14.9 million was allocated to complete the College's Physical Education and Athletic fields, perimeter landscaping, and parking improvements. Modernization of the stadium and sports fields also accommodates local high school sporting events through a partnership with Elk Grove Unified School District (EGUSD). Community usage is also planned. Total project funds from Measure M were \$13.1 million, with \$1.8 million from EGUSD and \$269,000 from the College.

District Office / District-Wide

Measure M ~ Active Projects

Security Improvements Phase 1A and 1B:

Because of the tremendous growth in the District, the current key lock system is beyond capacity. The new system will improve the securing of our facilities and be integrated with other safety systems to enhance the safety of our students and employees. ARC and CRC are complete. FLC and SCC are in progress. To date, \$10.1 million has been expended. Budget is \$11.7 million.

Workforce & Economic Development (WED) Facility: The District acquired a 28,000 square foot building as part of its plan to relocate programs housed at Ethan Way. However, multiple factors, including the cost to renovate the building and program changes, have resulted in this project being reconsidered. The District's Board authorized the sale of the building at its May 2019 meeting. To date, \$3.7 million has been expended including \$2.6 million in acquisition costs.

Infrastructure Projects:

\$2.4 million is currently allocated toward various infrastructure projects and for completion of a master plan that will incorporate the infrastructure needs for current and future facilities District wide. To date, \$2.1 million has been expended.

Measure M ~ Completed Projects

Telecommunications Conversion to Voice Over IP:

The District's current telecommunications system is outdated and no longer supported by vendors. This project provides the infrastructure to meet today's communication needs. The total project cost, funded by Measure M, was \$890,000.

Ethan Way Upgrade:

This project renovated the existing 19,360 square foot Workforce and Economic Development facility at Ethan Way in Sacramento. Measure M included new flooring, painting, casework and other finishes. The project expended \$325,000 of Measure M funds.

Folsom Lake College

Measure M ~ Active Projects

Rancho Cordova Center Phase 2:

The Project builds new 14,200 assignable square feet instructional facility adjacent to the existing FLC Rancho Cordova Center building. The new building will provide space for instruction in general education and biology and provides ADA access compliance and adequate HVAC power, technology and lighting systems to support these instructional programs. This includes 3,200 asf of lecture space, 9,500 asf of lab space and 600 asf of office/admin and 900 asf of miscellaneous support space. The budget is \$19.2 million with \$344,000 in expenditures to date.



FLC Rancho Cordova Center Phase 2

Central Plant Upgrade:

Upgrade of Central Plant heating and cooling quality capacity to accommodate near and long-term building needs. The budget is \$3 million with \$40,000 in expenditures.

Science 2.1:

This project provides for the addition of 48,900 asf of new Instructional space specifically for Science. Scope of work includes classrooms (8,800 asf), Physical Science (28,900 asf), Faculty Office (9,400 asf) and Library space (1,800 asf). The project is budgeted for \$49.5 million with \$2.4 million in expenditures to date.



FLC Central Plant Upgrade

Measure M ~ Completed Projects

El Dorado Student Center Expansion:

The project cost of the EDC Student Center expansion was \$2.2 million. The project provides additional study areas and support services space.

Rancho Cordova Center Phase I TAP and Off-Site Improvements:

\$1.2 million was appropriated for transportation, access, and parking for the new Rancho Cordova Center, and \$1.3 million was allocated for off-site improvements for the Center which is located adjacent to the light rail line.

Physical Education and Athletics Fields Construction:

This project is one of the elements of Folsom Lake College's master plan. The project provides facilities to support the College's Physical Education and Athletic programs in addition to serving local community needs. Measure M funds were allocated at \$19 million with \$100,000 being funded by the City of Folsom.

Sacramento City College

Measure M ~ Active Projects

Lillard Hall: This project builds a new science building to replace the existing Lillard Hall science building. The new building will be used for instruction in general education, biology and chemistry and provides ADA access compliance and adequate HVAC, power, technology and lighting systems to support these instructional programs. The budget for this project is \$55.9 million with \$8 million expended to date.

Infrastructure- Mohr Hall Modernization: This project provides improvements to the underground infrastructure, hydronics and utilities that serve the new Mohr Hall modernization project, the future Lillard Hall modernization project and other adjacent facilities. The budget for this project is \$5.4 million with \$5.4 million expended to date.

Mohr Hall Modernization: This project will provide a 18,048 ASF new building to replace the Mohr Hall Building. The new building will be used for the same programs as are in the current building – Allied Health, Physics and Geology. The budget from Measure M is \$6.2 million, of which \$5.4 million has been expended to date.

Davis Center Phase 2: This project will construct the phase 2 instructional building at the Davis Center. The budget for phase 2 is \$13.4 million, funded with \$5.6 million from Measure M and \$7.8 from the State. \$13.4 million has been expended to date.

Measure M ~ Completed Projects

Infrastructure Projects: \$193,700 is currently allocated toward completion of a master plan that will incorporate the infrastructure needs for current and future facilities at Sacramento City College. To date, \$193,700 has been expended.

Davis Center TAP Phase 2: This project will provides transportation, access, and parking expansion and improvements related to the phase 2 instructional building. Measure M funded the entire \$883,000 for this project.

Electrical Switch Gear Replacement: This \$2.1 million project replaced and/or refurbished the main electrical switch gear. The main electrical switch gear is the point of connection to the electricity supplier (SMUD) and is the electrical distribution point to all the buildings on campus. This switch gear is very old and needed to be replaced and/or refurbished to insure reliable electrical power to the campus.

Infrastructure- Hydronic Modifications:

Due to the age and deterioration of the existing hydronic (water) lines serving the Heating Ventilation and Air Conditioning (HVAC) systems, many lines, valves, and controls must be replaced. Replacement will not only reduce water leakage and waste, but greatly enhance the efficiency of the existing HVAC systems throughout the entire campus. The project cost was \$3.3 million from Measure M funds.

Swing Space Portable - Mohr Hall: This project will provides temporary portables to be used for instruction during the replacement of Mohr Hall. Measure M funded this project at \$283,000.



SCC Mohr Hall

Swing Space Portable Modification- Mohr Hall: This project provides for the modification of existing temporary housing to accommodate specific instructional programs displaced by the demolition and rebuild of Mohr Hall. The project cost was \$454,000.

Rodda Hall North 3rd Floor Remodel: This project relocated two existing programs (photography and electronics) to new and renovated facilities and develop multiple classrooms for mathematics. The project cost was \$2.9 million. The project was completed spring 2016.

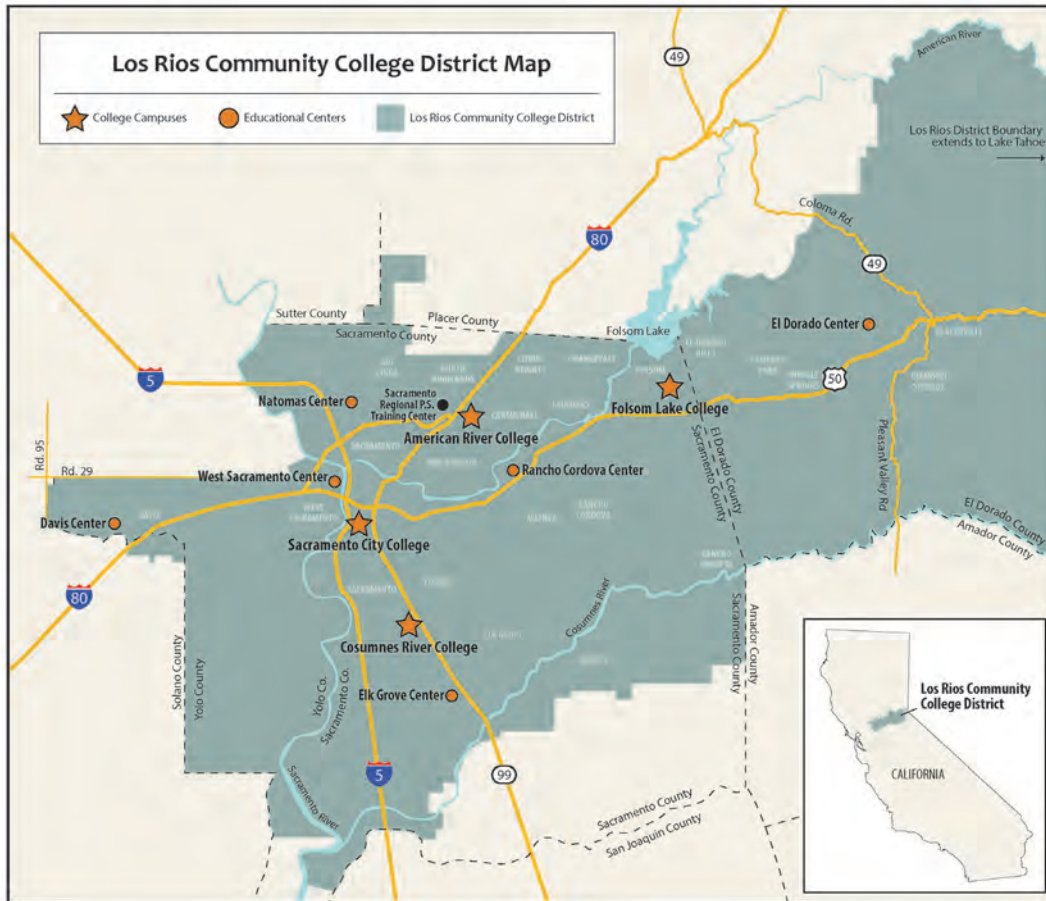
Student Services Modernization and Expansion: \$10.8 million was spent for the modernization, expansion, and consolidation of Student Services programs for the College. The construction was completed spring 2015.

Lusk Aero Remodel: Remodel of the Lusk facility provides improvements for the College's electronics education program. The cost for this project was \$1.7 million.

Hughes Stadium Modernization: This facility has historic significance to many Sacramentans. It has long been used by the Physical Education and Athletic program at the College as well as for high school and community athletic events. The modernization was necessary to meet seismic, ADA, and other requirements as well as to update facilities constructed in the 1930's. Measure M contributed \$13.1 million.

TAP Improvements: \$1.3 million was appropriated for the final phase of transportation, access and parking improvements at Sacramento City College. This included ADA improvements, pedestrian access improvements, and lighting improvement in various parking lots.

Los Rios Community College District Educating a Region



About the Citizens' Bond Oversight Committee

On April 17, 2002, the Los Rios Board of Trustees approved the creation of a Citizens' Bond Oversight Committee to ensure compliance with all Proposition 39 requirements and established bylaws under which the Committee operates. The committee members are volunteers from throughout the community who donate their time to meet three times a year, generally in July, December, and March. Los Rios Community College District appreciates the time and commitment of our members' service to Los Rios. All committee meetings are open to the public and meeting minutes and reports can be found on the Los Rios Community College District website at www.losrios.edu.

2020-21 Members

Beverly (Babs) Sandeen, *Member at Large (chair)*

Thomas Britting, *Member at Large*

Aliane Murphy-Hasan, *Member at Large*

John Ellis, *Senior Citizen Representative*

John Ruden, *Foundation Representative*

Marty Katz, *Member at Large*

Doug Haaland, *Taxpayer's Association Representative*

Michael Rizzo, *Business Community Representative (vice-chair)*

Sosan Madanat, *Member at Large*

Lizette Navarette, *Member at Large*

Nathan Taylor, *Student Representative*

Los Rios Board of Trustees:

Deborah Ortiz
Tami Nelson
Dustin Johnson
Robert Jones
John Knight
Kelly Wilkerson
Pamela Haynes
Jenn Galinato (student)

LOS RIOS
COMMUNITY COLLEGE DISTRICT

1919 Spanos Court
Sacramento, CA 95825
(916) 568-3058
www.losrios.edu

This publication was not paid for with Measure A or Measure M dollars.