



LOS RIOS
COMMUNITY
COLLEGE DISTRICT



Adult Learners

Strategic Enrollment Management Update

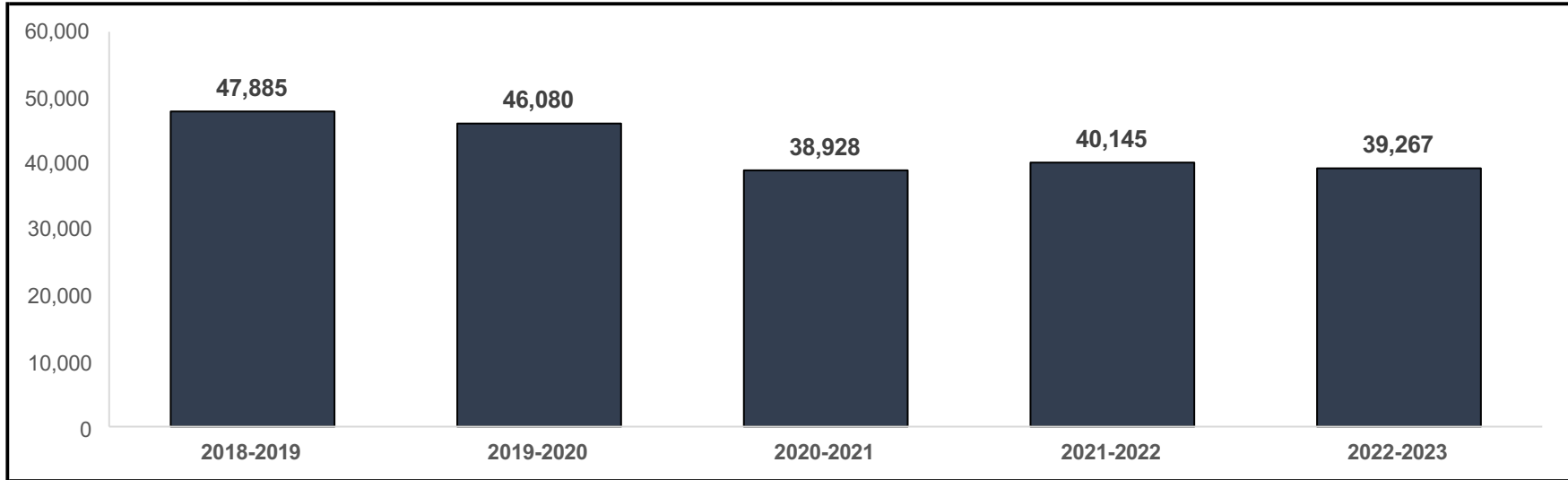
June 14, 2023

Adult Learners

- Students **aged 25 and older**
- 48% of Los Rios students are Adult Learners

Adult Learners (25 and older) Mini Profile
as prepared for the June 14th Board of Trustees Meeting
LRCCD Office of Institutional Research
June 2023

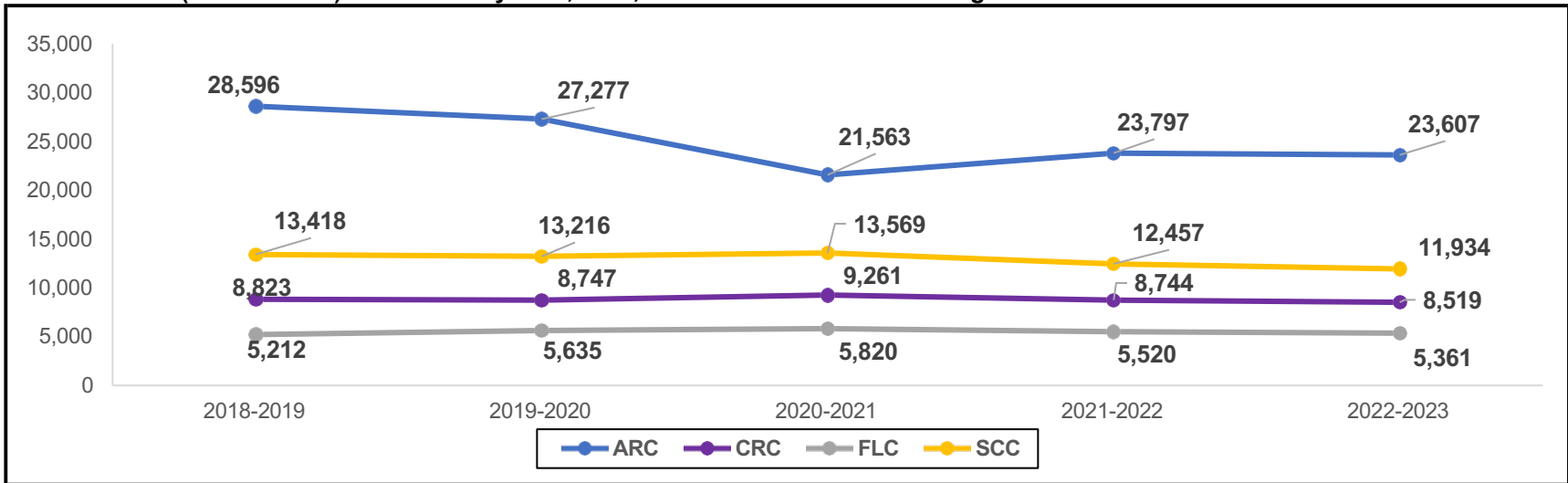
LRCCD Adult Learners (25 and older) Unduplicated Headcount: 2018-2019 through 2022-23*



	LRCCD Unduplicated Headcount	Annual % Change
2018-2019	47,885	
2019-2020	46,080	-3.8
2020-2021	38,928	-15.5
2021-2022	40,145	3.1
2022-2023	39,267	-2.2

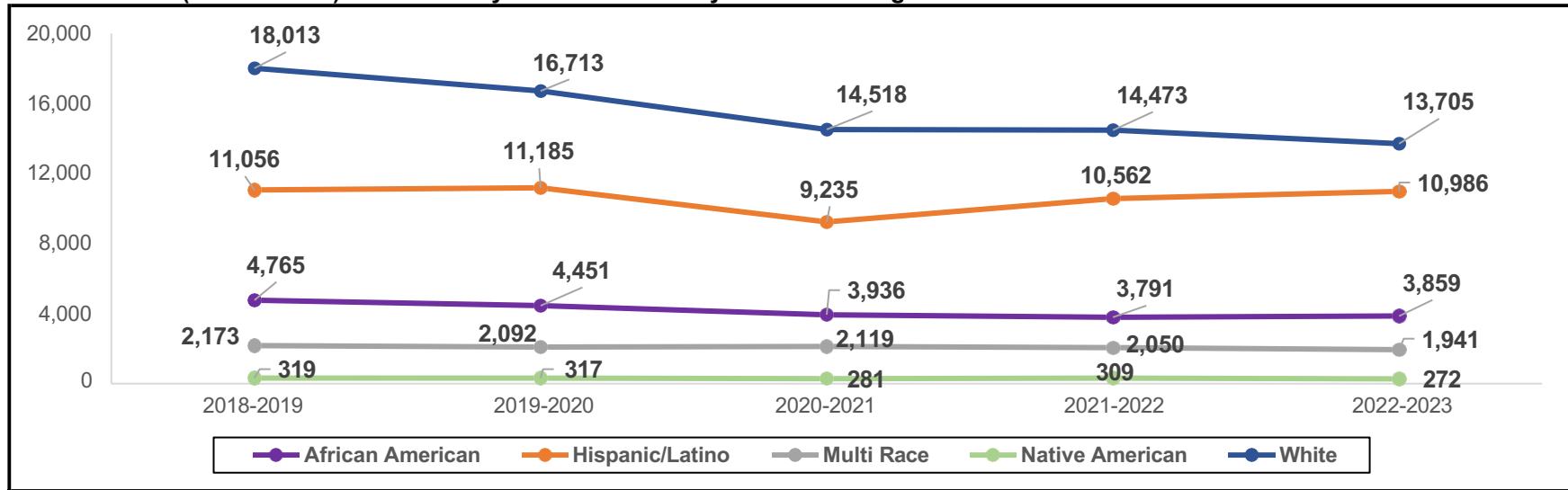
Note: Spring 2023 based on Headcounts as of 5.23.2023 and may not reflect all Apprenticeship or PSTC enrollments.

Adult Learners (25 and Older) Headcount by ARC, CRC, FLC and SCC: 2018-19 through 2022-23



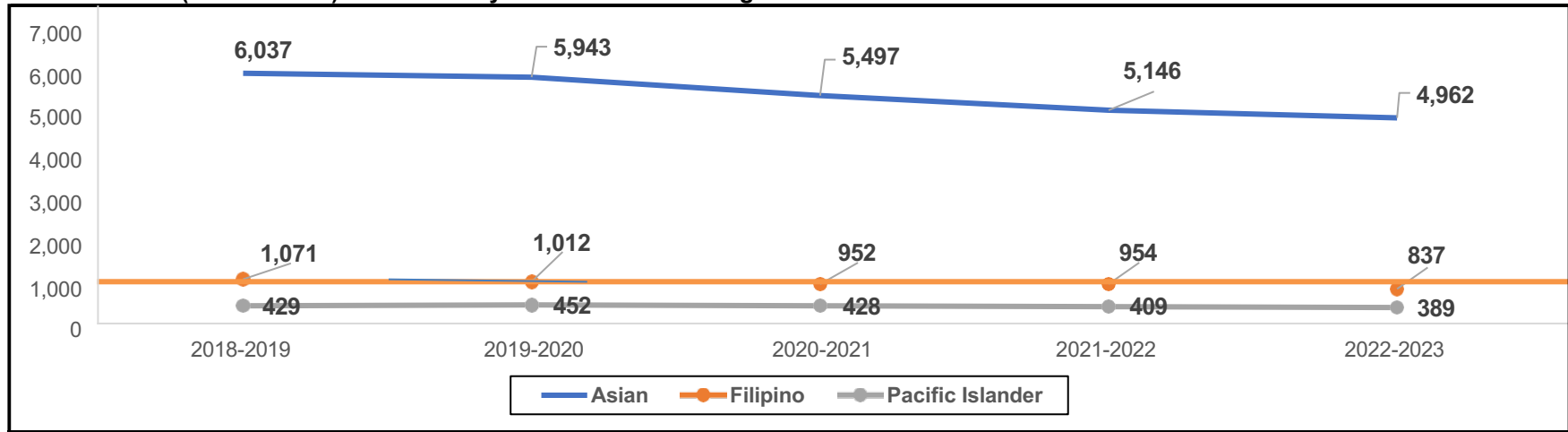
	ARC	% Annual Change	CRC	% Annual Change	FLC	% Annual Change	SCC	% Annual Change	All Students	% Annual Change
2018-2019	28,596		8,823		5,212		13,418		47,885	
2019-2020	27,277	-4.6	8,747	-0.9	5,635	8.1	13,216	-1.5	46,080	-3.8
2020-2021	21,563	-20.9	9,261	5.9	5,820	3.3	13,569	2.7	38,928	-15.5
2021-2022	23,797	10.4	8,744	-5.6	5,520	-5.2	12,457	-8.2	40,145	3.1
2022-2023	23,607	-0.8	8,519	-2.6	5,361	-2.9	11,934	-4.2	39,267	-2.2

Adult Learners (25 and Older) Headcount by Race and Ethnicity: 2018-19 through 2022-23



	African American	% Annual Change	Hispanic / Latino	% Annual Change	Multi Race	% Annual Change	Native American	% Annual Change	White	% Annual Change
2018-2019	4,765		11,056		2,173		319		18,013	
2019-2020	4,451	-6.6	11,185	1.2	2,092	-3.7	317	-0.6	16,713	-7.2
2020-2021	3,936	-11.6	9,235	-17.4	2,119	1.3	281	-11.4	14,518	-13.1
2021-2022	3,791	-3.7	10,562	14.4	2,050	-3.3	309	10.0	14,473	-0.3
2022-2023	3,859	1.8	10,986	4.0	1,941	-5.3	272	-12.0	13,705	-5.3

Adult Learners (25 and Older) Headcount by Asian: 2018-19 through 2022-23

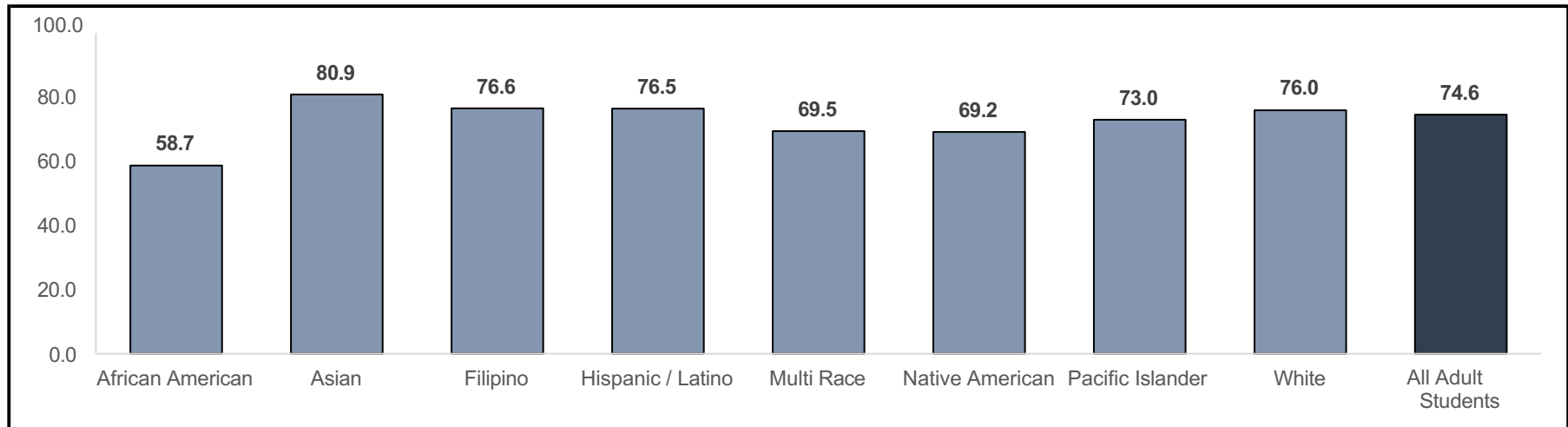


	Asian	% Annual Change	Filipino	% Annual Change	Pacific Islander	% Annual Change
2018-2019	6,037		1,071		429	
2019-2020	5,943	-1.6	1,012	-5.5	452	5.4
2020-2021	5,497	-7.5	952	-5.9	428	-5.3
2021-2022	5,146	-6.4	954	0.2	409	-4.4
2022-2023	4,962	-3.6	837	-12.3	389	-4.9

Adult Learners (25 and Older) Headcount by Expanded Asian Race and Ethnicity Categories: 2022-23

Expanded Race/Ethnicity Category	Headcount
Asian	3330
Chinese	838
Vietnamese	583
Afghan	447
Asian Indian	427
Hmong	322
Japanese	269
Korean	144
Pakistani	98
Laotian	90
Cambodian	79
Thai	36
Taiwanese	32
Indonesian	11
Burmese/Myanmar	10
Bangladeshi	9
Sri Lankan	8

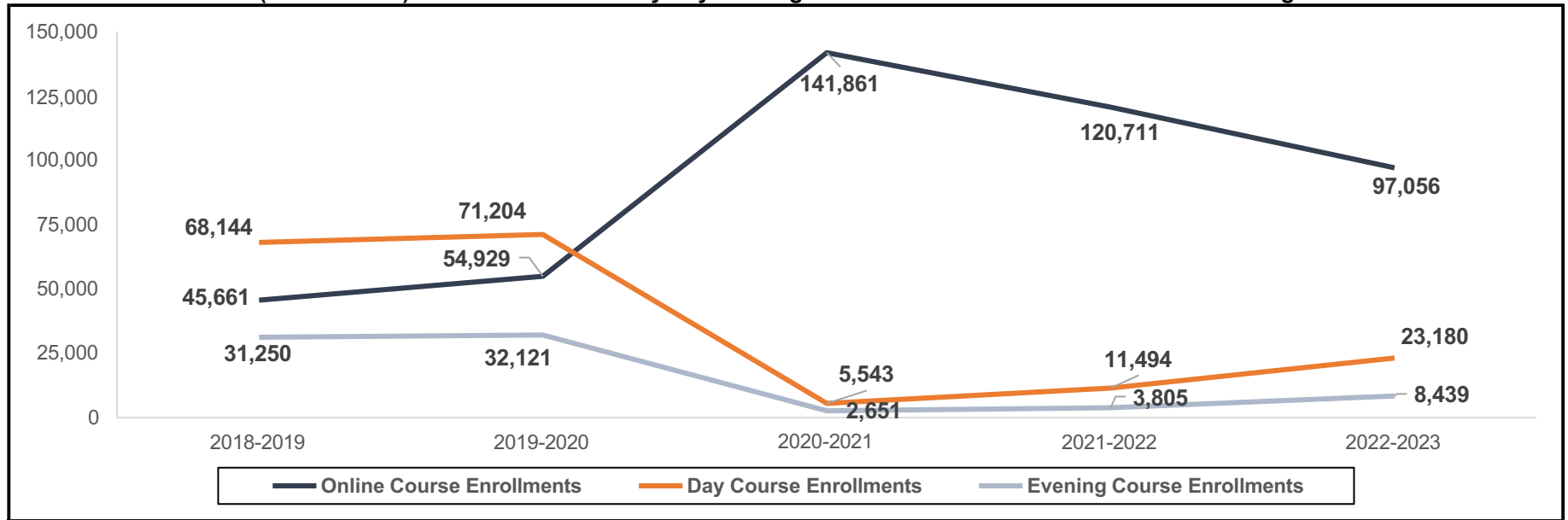
LRCCD Adult Learners (25 and Older) Course Success by Race and Ethnicity: 2022-23



Serving Adult Learners

- Continued investment in online education
- Expanding Career Education programs
- Upskilling and retraining with short-term certificates
- Flexible scheduling

LRCCD Adult Learners (25 and Older) Course Enrollments by Day/Evening/Online Status: Academic Year 2018-19 through 2022-23



LRCCD Adult Learners (25 and Older) Course Enrollments by Day/Evening/Online Status: Academic Year 2018-19 through 2022-23

	Online Course Enrollments	% Online Course Enrollments	Day Course Enrollments	% Day Course Enrollments	Evening Course Enrollments	% Evening Course Enrollments
2018-2019	45,661	31.5	68,144	47.0	31,250	21.5
2019-2020	54,929	34.7	71,204	45.0	32,121	20.3
2020-2021	141,861	94.5	5,543	3.7	2,651	1.8
2021-2022	120,711	88.8	11,494	8.5	3,805	2.8
2022-2023	97,056	75.4	23,180	18.0	8,439	6.6

Outreach and Partnerships

- No existing infrastructure like with K12 schools
- Marketing is not a panacea
- Partnerships critical to success



LOS RIOS
COMMUNITY
COLLEGE DISTRICT



Project Attain

Jenni Murphy

ProjectAttain!





177,102,198 and Counting...



2018

+ **329,025** working-age adults have *some college but no credential*.

+ **75,414** adults 25-64 have some high school but no diploma.

= **404,439** adults started high school or college, but didn't finish.

+ **271,275** adults didn't go on after high school.

= **675,714** adults with potential to complete a credential (diploma, certificate, apprenticeship, degree)



2021

+ **404,060** working-age adults have *some college but no credential*.

+ **94,364** adults 25-64 have some high school but no diploma.

= **498,424** adults started high school or college, but didn't finish.

+ **373,804** adults didn't go on after high school even though 75% of jobs require some time of post-secondary training or degree.

= **872,228** adults with potential to complete a credential (diploma, certificate, apprenticeship, degree)



ProjectAttain! exists to close the talent gap and improve attainment among under-credentialed adults.

Every Adult Counts
Every Credential Counts



By 2030...

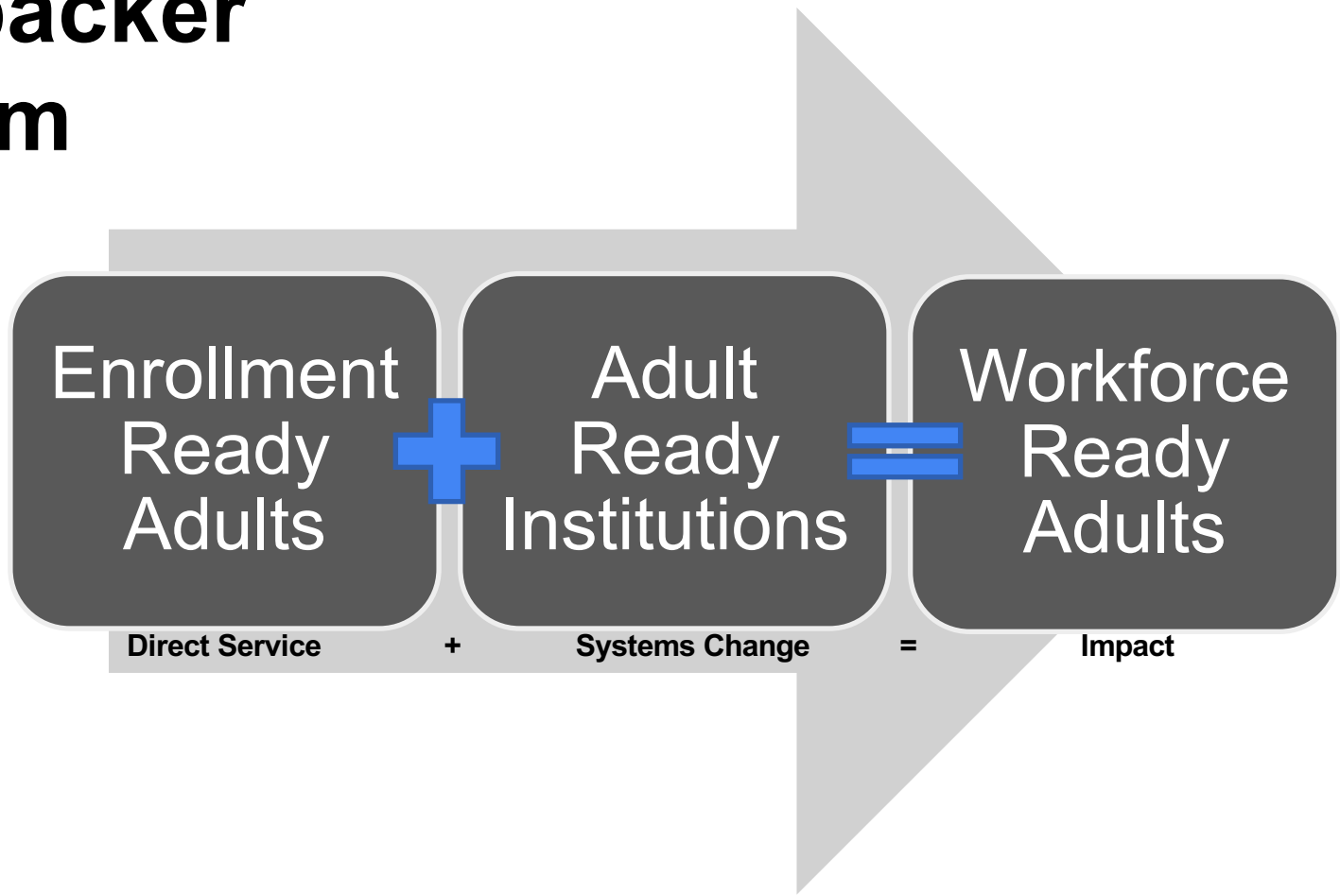


More **working-age adults** complete their education and **have access** to the direct and indirect benefits tied **to credential completion**.

Institutions have a greater capacity to **attract and retain** an untapped student population **and increase enrollments**.

Employers are in a stronger position to **attract, grow, and retain talent**.

The Comeback Program



ProjectAttain! Portfolio

Services & Programs

- Comebacker Services
- Comebacker Program
- Networks
 - Diploma
 - Certificate & Apprenticeship
 - Degree
- Employer Talent Solutions
- Attainment Summits
- K16 Backbone Support

Signature & Backbone Projects

- Degree When Due Research Report
- Degrees When Due Practice to Policy Group
- California Reconnect
- Return2Earn
- Building Rural Community Learning Systems
- Reverse Transfer Project
- California Adult College Completion Project
- Regional Adult Learner Success Dashboard
- Diplomas When Due
- Certificates When Due
- Degrees When Due

ProjectAttain! 



**Aspirational Attainment Goal:
60% by 2030 and Sunset in 2030**

Increase

Educational Attainment
Working Age Adults
25-64

Strategy

Decrease:

Equity Gaps
Achievement Gaps
Skills Gaps

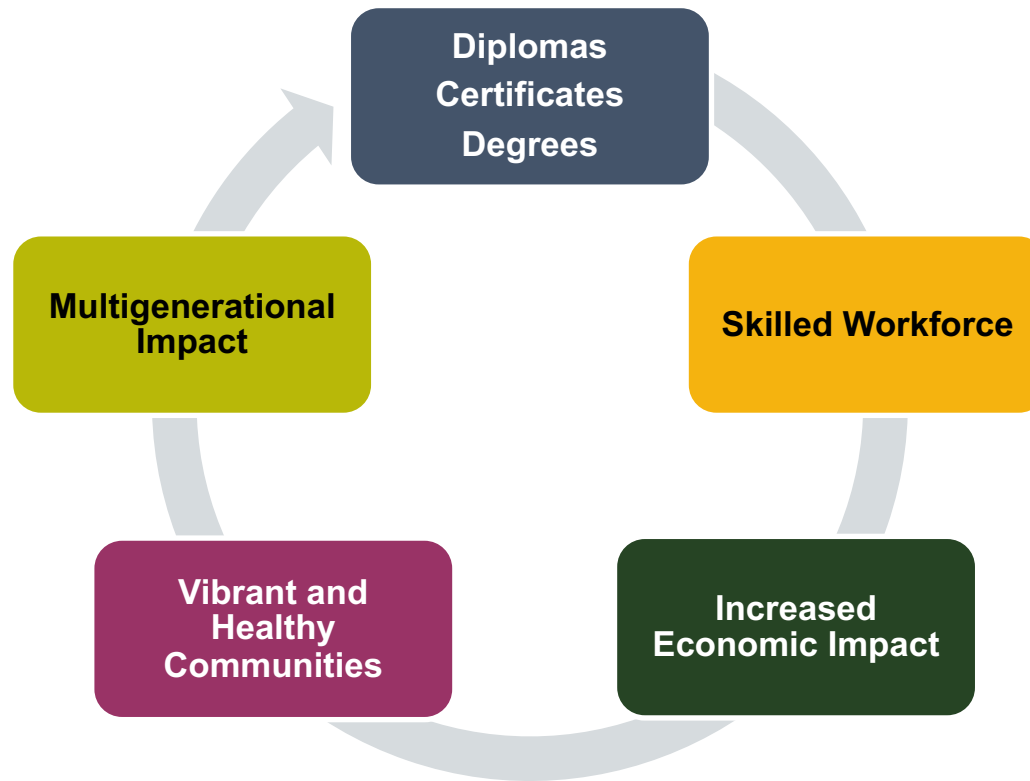
Outcomes

Why does adult attainment matter?

- 25% more likely to be employed
- 47% more likely to have health insurance
- Receive \$82,000 less in government spending
- 72% more likely to have a retirement plan
- 2x more likely to volunteer



Impact Model



Equity - Social Mobility - Economic Impact - Workforce Needs - Health - Poverty

ProjectAttain!




2018

Inception

- Summit on Adult Attainment
- Action Teams Forms
- Gathered Regional Input



2019

Discovery

- Evaluated efforts in other states
- Adopted a 3 network model
- Confirmed barriers for adults
- Applied for projects and grants



2020

Initiative

- Launched Degrees When Due Cohort
- Expanded Latino Adult Learner Success efforts
- Selected for Fast Pitch
- COVID 19 BEGINS
- Align Capital Region Board votes to cease operations and stand up ProjectAttain!



2021

Incubation

- Community based social impact organization
- Commitment to equity
- 6 County service area + additional impact counties
- Projectattain.org
- Organizational design
- Neutral navigation model
- Grant applications
- Demonstration projects



2022


Operations

- Launched Degree Network
- Awarded BRCLS Grant
- Sub-grantee as part of CaliforniaAttain!
- Identified as backbone for K16 Collaborative
- Hosted Summer Summit
- Initiated guiding team for Diploma Network
- Initiated guiding team for Certificate & Apprenticeship Network
- Sub-grantee for California Reconnect

A **voice** for adult learners

An **action arm** to increase attainment

A **catalyst** for systems change





LOS RIOS
COMMUNITY
COLLEGE DISTRICT



Questions?