



LOS RIOS  
COMMUNITY  
COLLEGE DISTRICT



# Board of Trustees Goals Progress Update

*Los Rios Board of Trustees Spring Retreat  
March 2, 2024*

# Board Goal 1:

## *Aligned to Strategic Plan Goal 1*

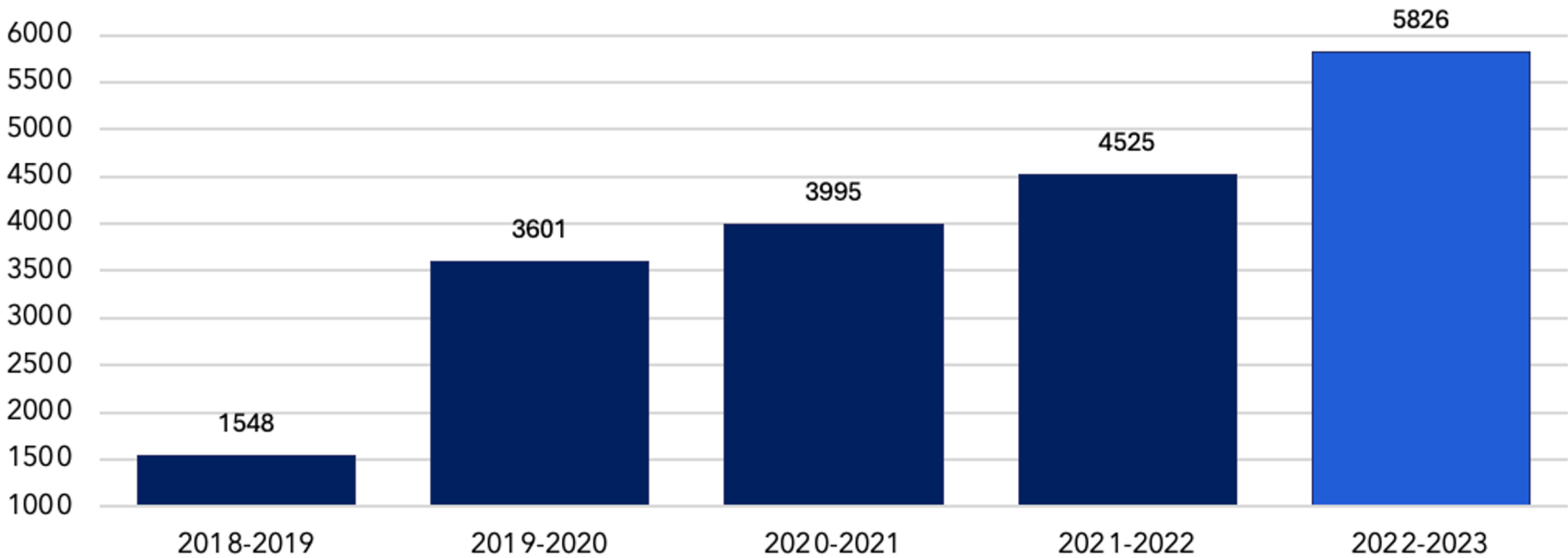
Expand the colleges Strategic Enrollment Management Plans to include: 1) A specific implementation plan for dual enrollment with 2) a focus on justice-involved, foster youth, LGBTQIA+ and other disproportionately impacted (DI) students and the goal of increasing certificate, associate, and Associate Degree for Transfer (ADT) attainment.

# Goal 1 - Metrics for evaluation of progress/success:

- Colleges will expand Equity-Informed Strategic Enrollment Management plans to include specific implementation plans for groups identified in Board Goal
- Expected delivery of expanded Equity-Informed Strategic Enrollment Management plans - End of Spring 2024
- Existing initiatives will be accelerated, scaled, or maintained

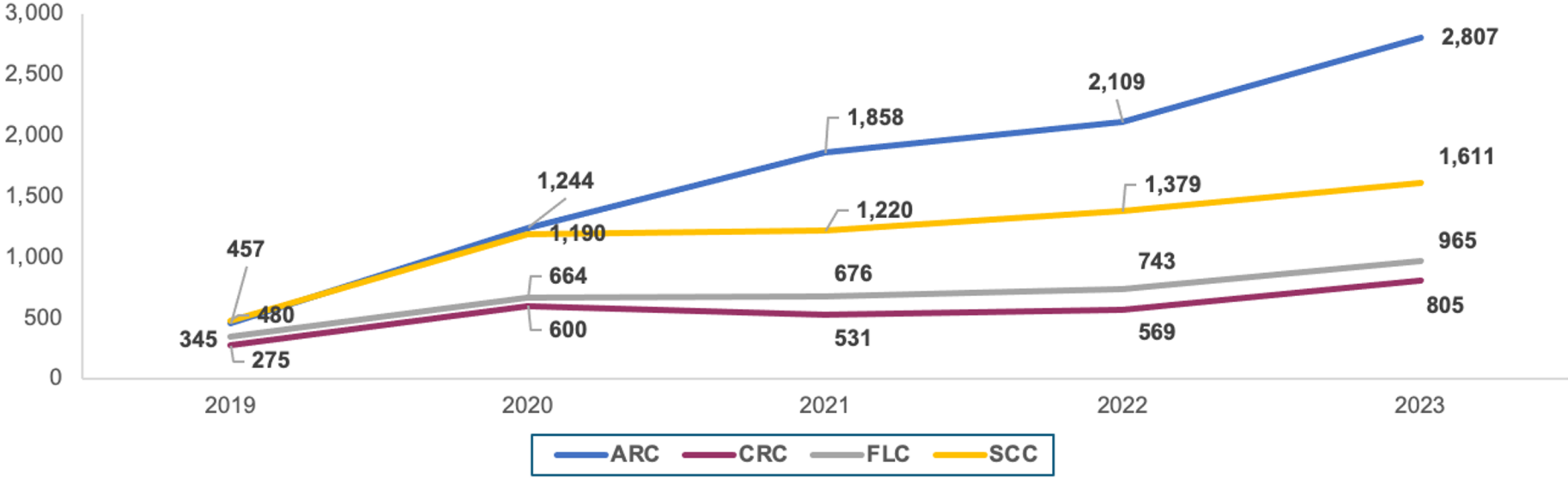
# Goal 1 - Progress Report

## Dual Enrollment Unduplicated Headcounts



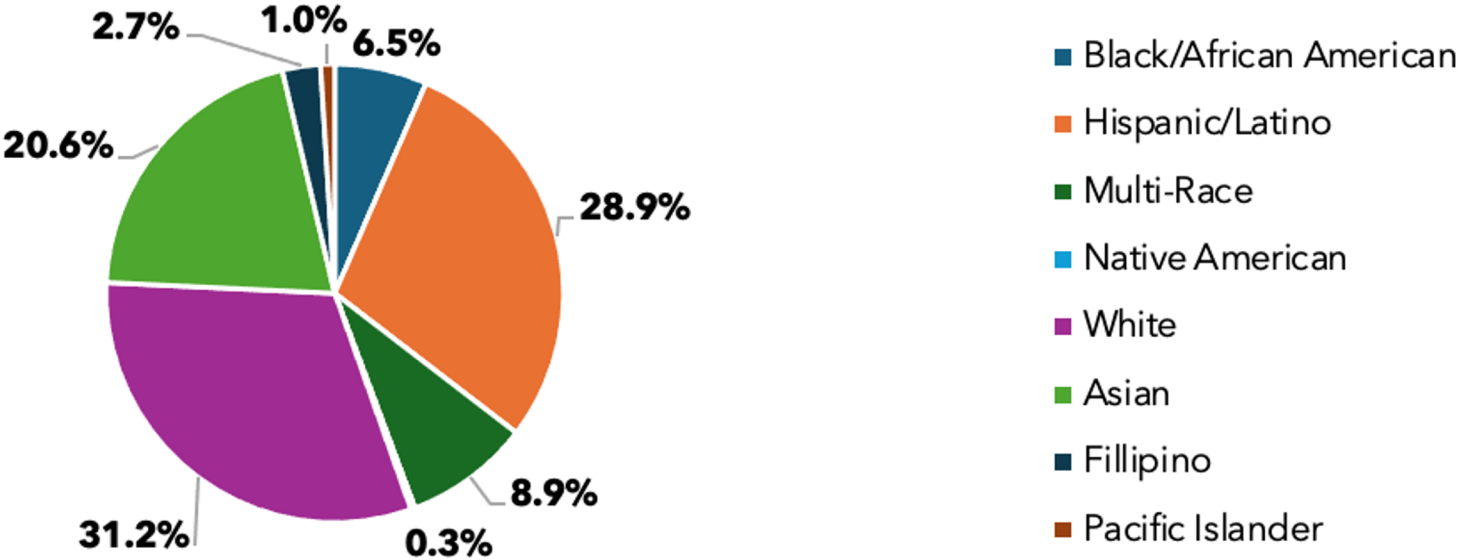
# Goal 1 - Progress Report

## Dual Enrollment Unduplicated Headcount by College (by Academic Year)



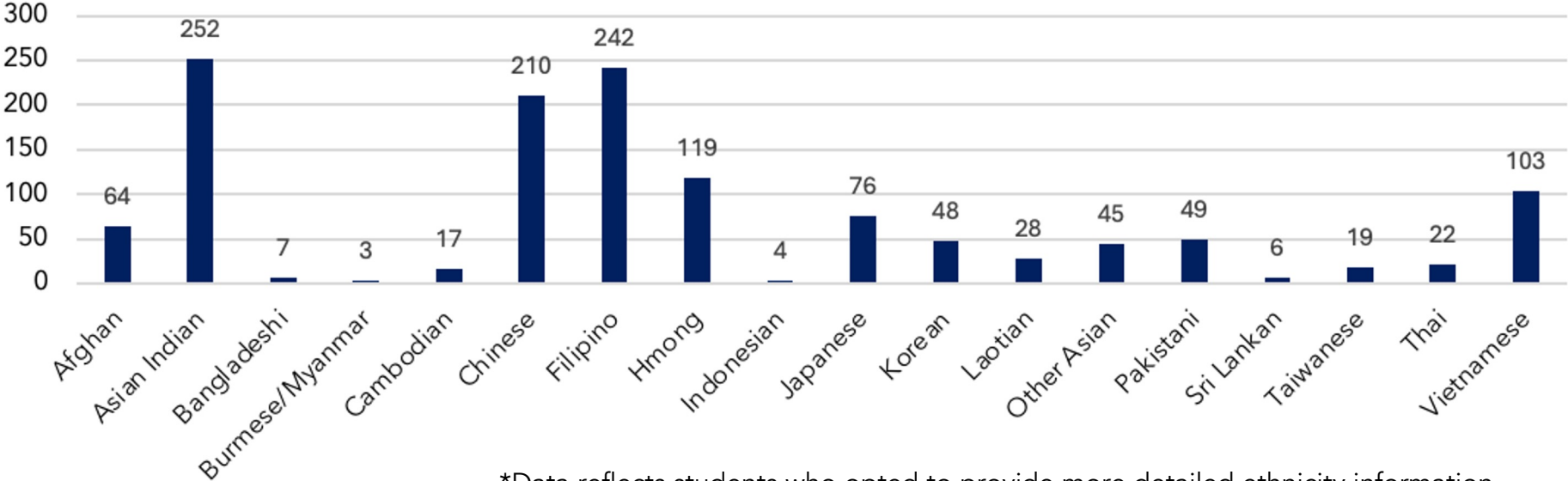
# Goal 1 - Progress Report

Dual Enrollment Racial/Demographic Breakdown (2022-23)



# Goal 1 - Progress Report

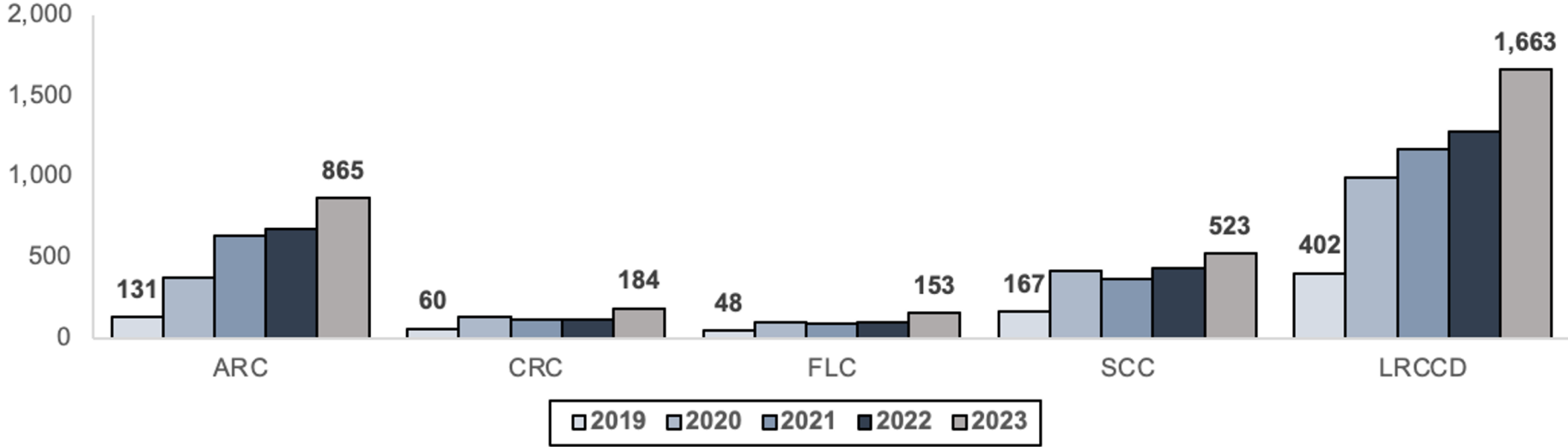
## Fall 2023 Dual Enrollment Disaggregated Asian Populations



\*Data reflects students who opted to provide more detailed ethnicity information

# Goal 1 - Progress Report

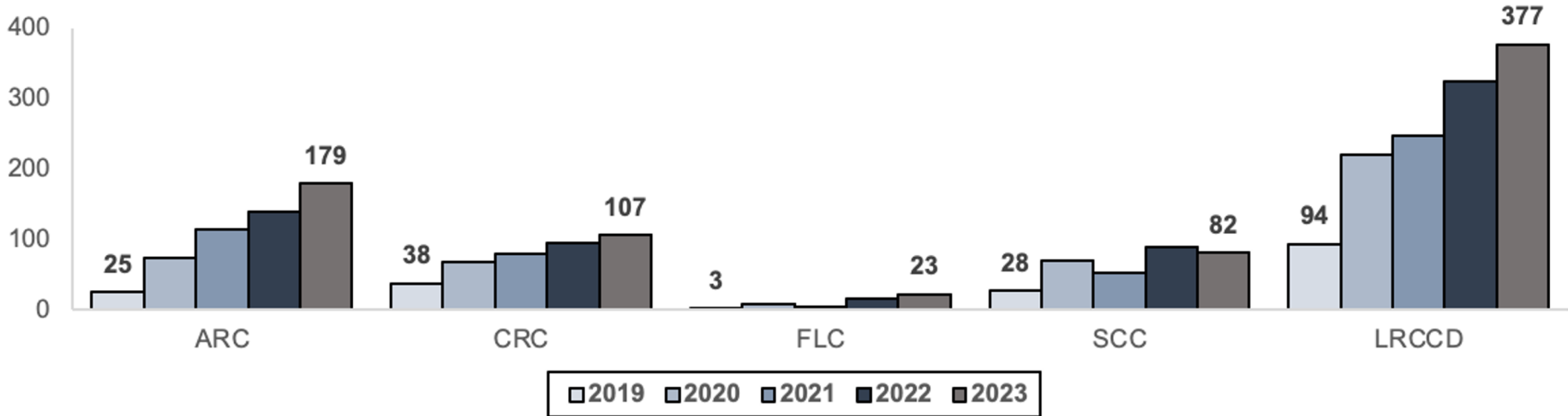
Dual Enrollment by Hispanic Latino





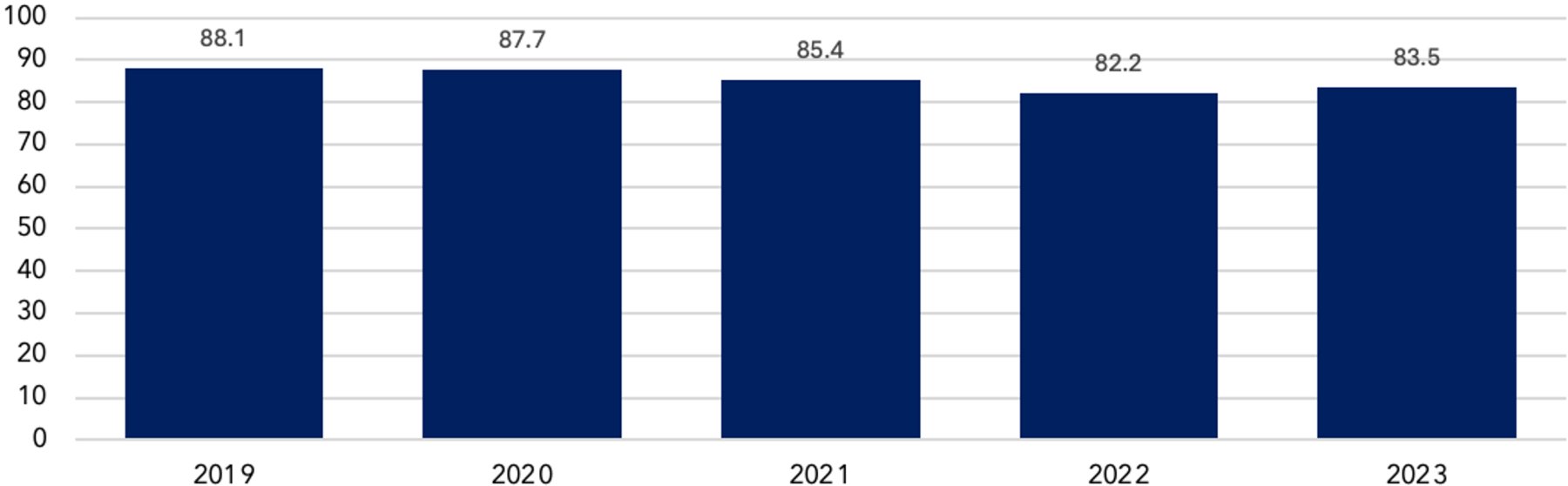
# Goal 1 - Progress Report

Dual Enrollment by African American



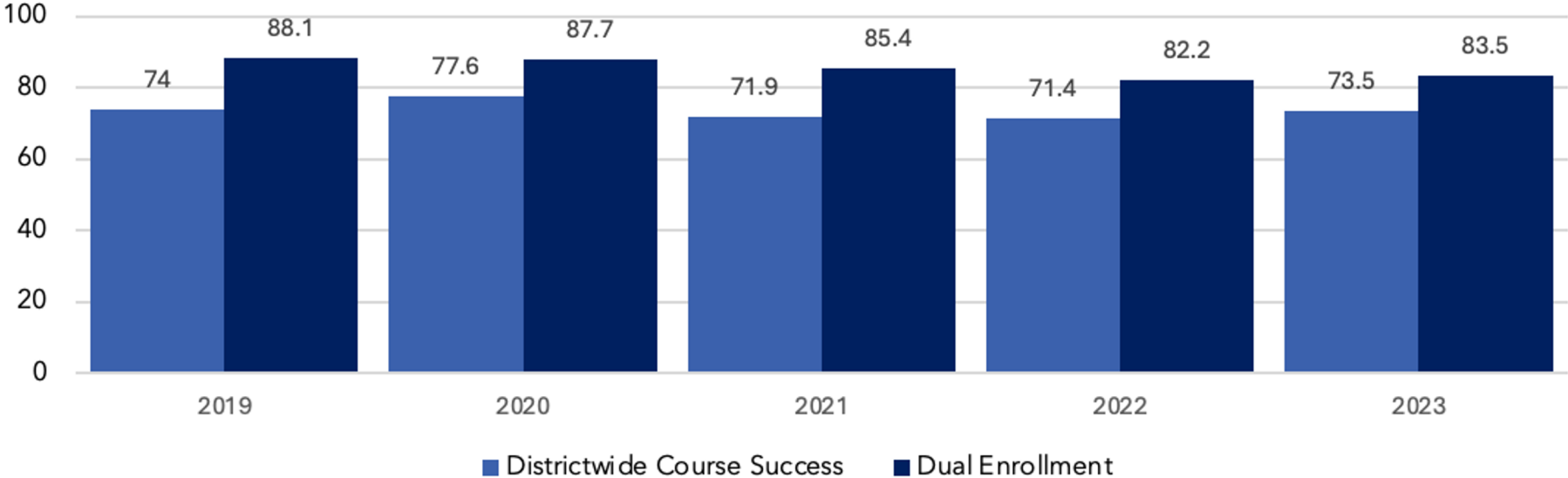
# Goal 1 - Progress Report

Los Rios Dual Enrollment Course Success Success Rate



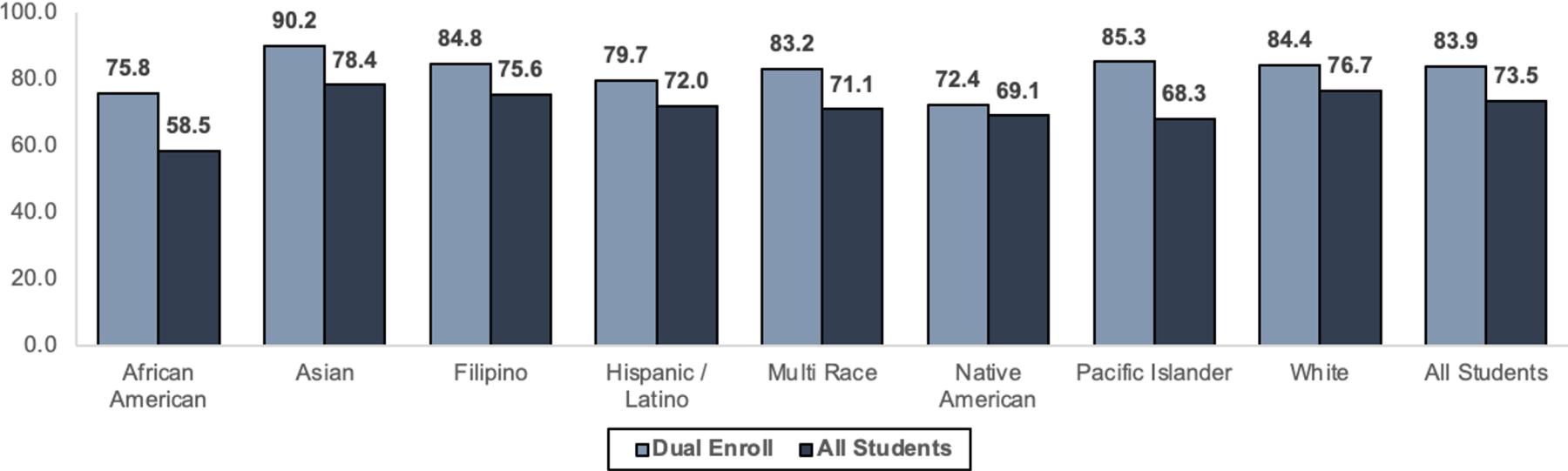
# Goal 1 - Progress Report

## Dual Enrollment Course Success Compared to Districtwide Data



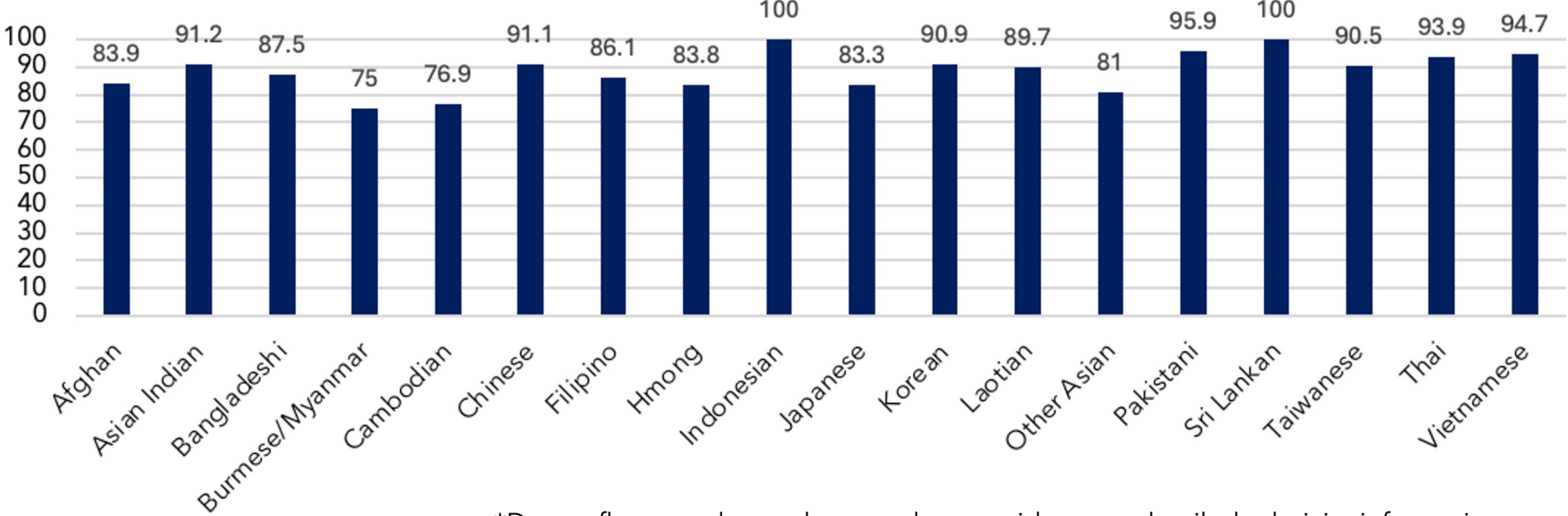
# Goal 1 - Progress Report

Dual Enrollment and All Student Course Success



# Goal 1 - Progress Report

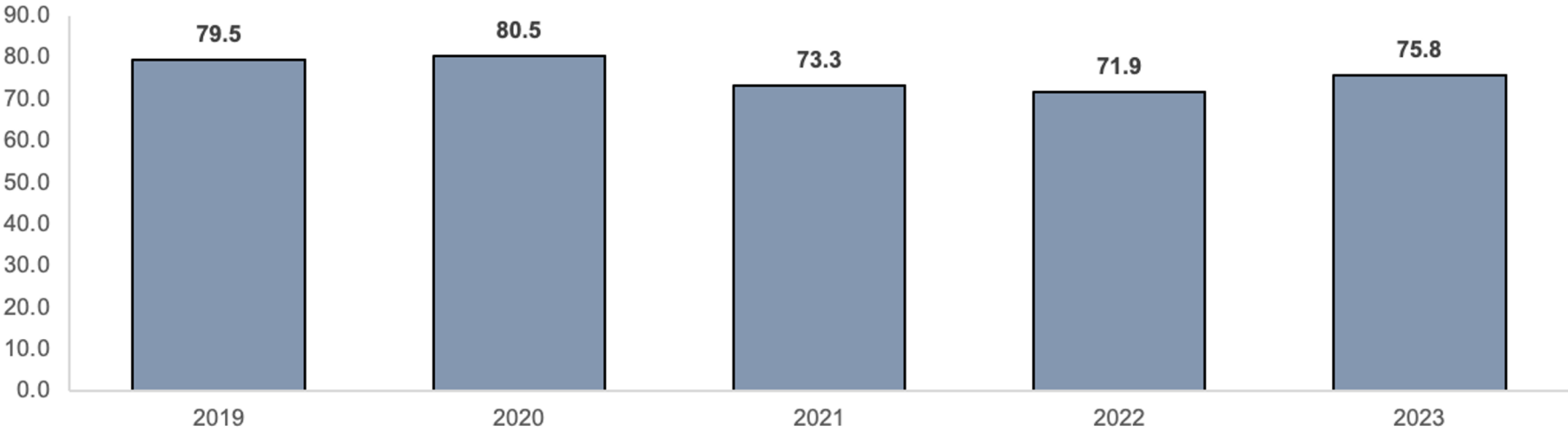
## Fall 2023 Dual Enrollment Course Success Disaggregated Asian Populations



\*Data reflects students who opted to provide more detailed ethnicity information

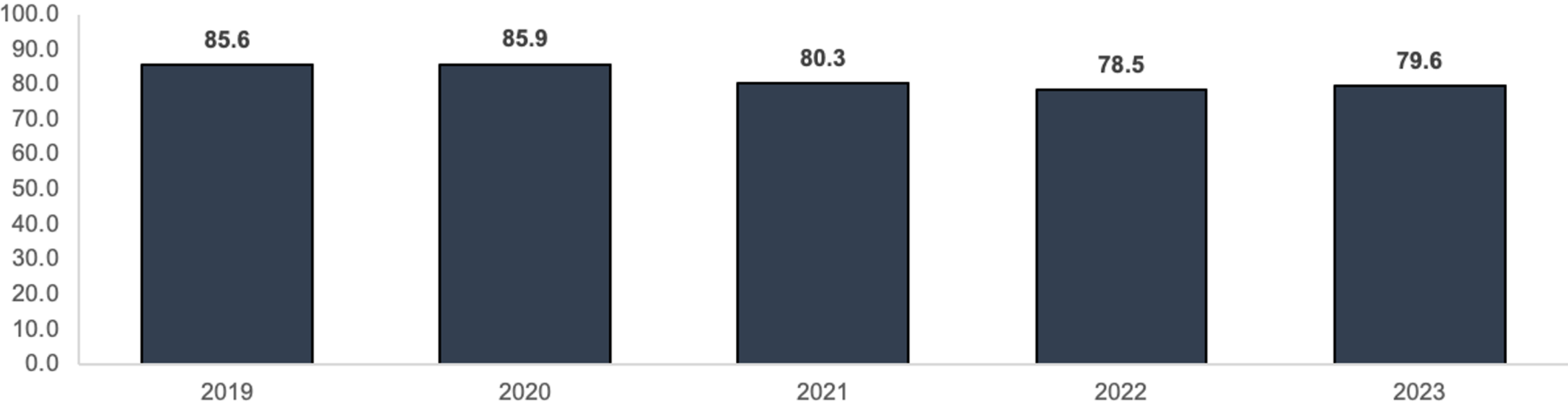
# Goal 1 - Progress Report

LRCCD African American Dual Enrollment Course Success %



# Goal 1 - Progress Report

LRCCD Hispanic Latino Dual Enrollment Course Success %



# Goal 1 - Progress Report

- Local college processes to update plans are underway, and on track for completion by end of Spring 2024
- Program updates from College Presidents



# Board Goal 2:

## *Aligned to Strategic Plan Goals 2 and 3*

Conduct an examination and an analysis of current classroom climate and create an action plan that supports inclusive and anti-racist classroom environments and culturally inclusive curriculum. 2) Ensure that each college's instructional and administrative policies and practices are aligned and facilitate learning experiences that are engaging and empowering for Historically underrepresented students. 3) Identify specific ways in which each college can support changes to current policies, practices, and procedures to improve the quality of student instruction and services.

# Goal 2 - Metrics for evaluation of progress/success:

- Report with results of districtwide Equity Assessment, including specific recommendations on practices/policies
- Expected completion of project - Spring 2026 (full timeline of deliverables is included in proposed vendor contract)
- Interim progress reports at regular intervals
- Existing initiatives will be accelerated, scaled, or maintained
- Develop plans for engagement/consultation

# Goal 2 - Progress Report

- Equity evaluation is underway with Hotep and Associates, and on track for completion by Spring 2026
- Updates from College Presidents (SCC and CRC)

# Board Goal 3:

*Aligned to Strategic Plan Goal 1*

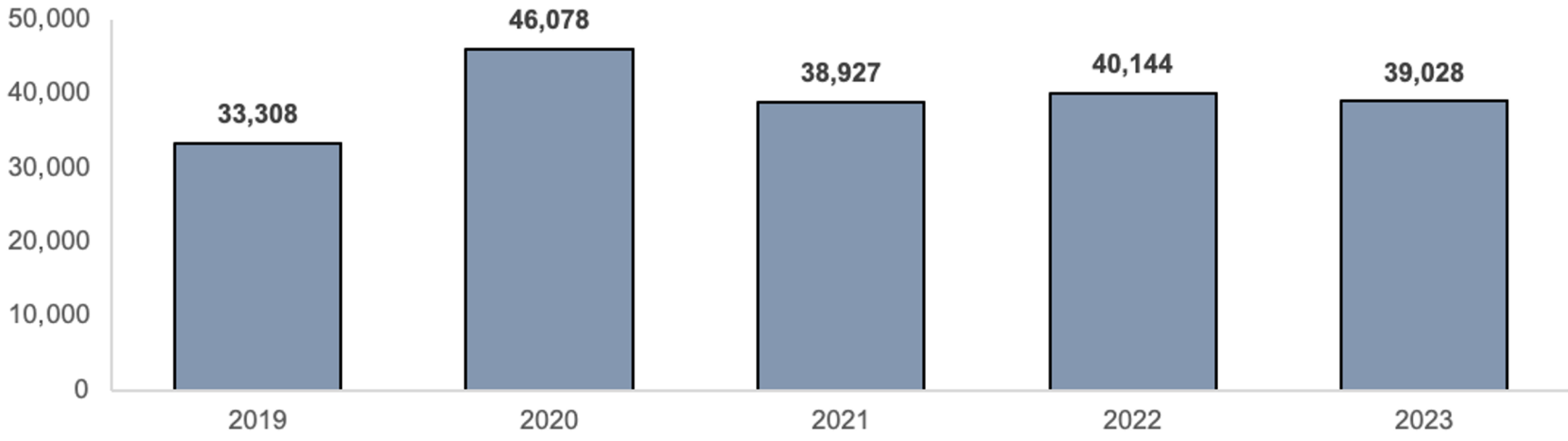
Develop a comprehensive Guided Pathways implementation plan that focuses on Adult Learners who have identified transfer or career education as their goal.

# Goal 3 - Metrics for evaluation of progress/success:

- Colleges will expand existing Guided Pathways implementation plans to specifically include strategies for Adult Learners
- Expected delivery of expanded Guided Pathways implementation plans - End of Spring 2024

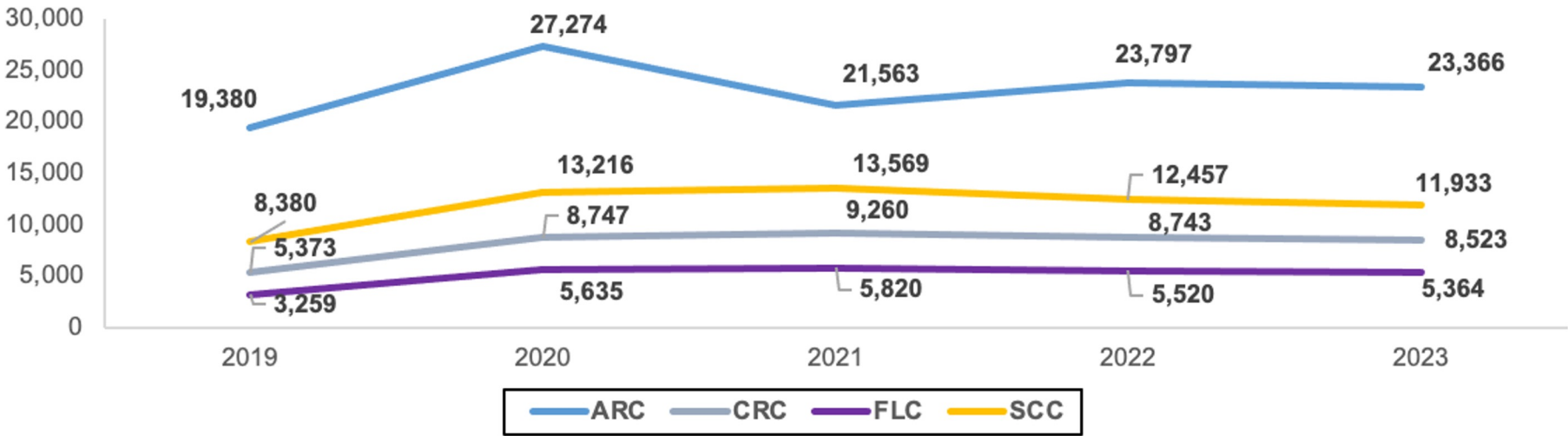
# Goal 3 - Progress Report

LRCCD Adult Learner Unduplicated Headcount



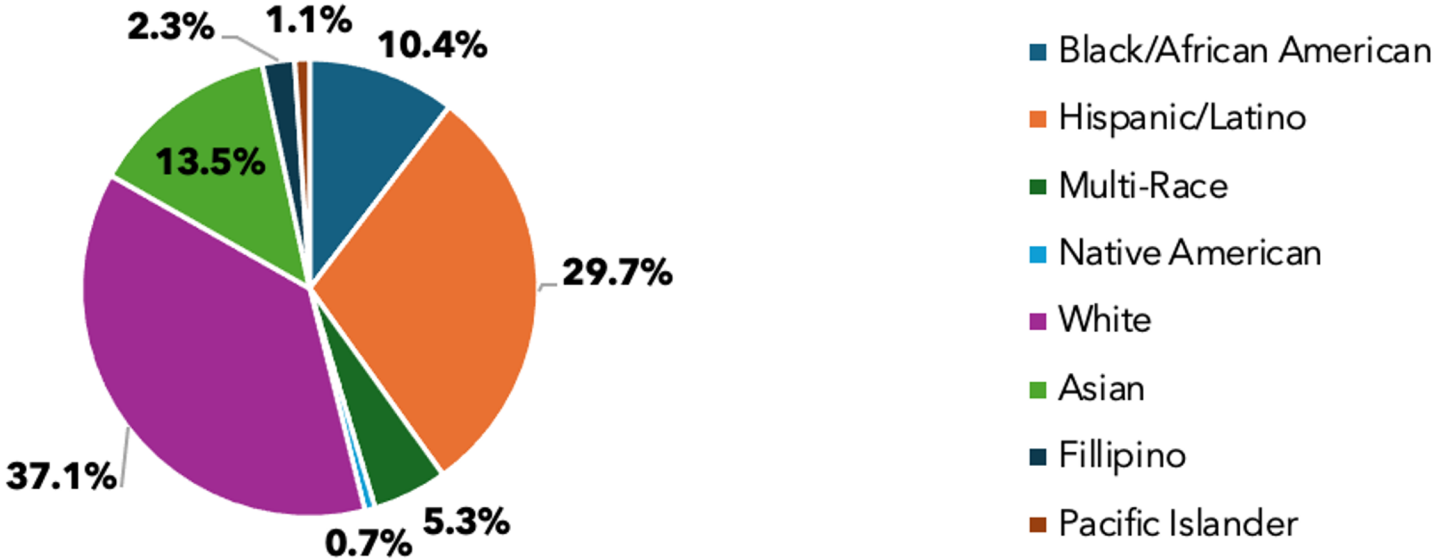
# Goal 3 - Progress Report

Adult Learner Unduplicated Headcount by College



# Goal 3 - Progress Report

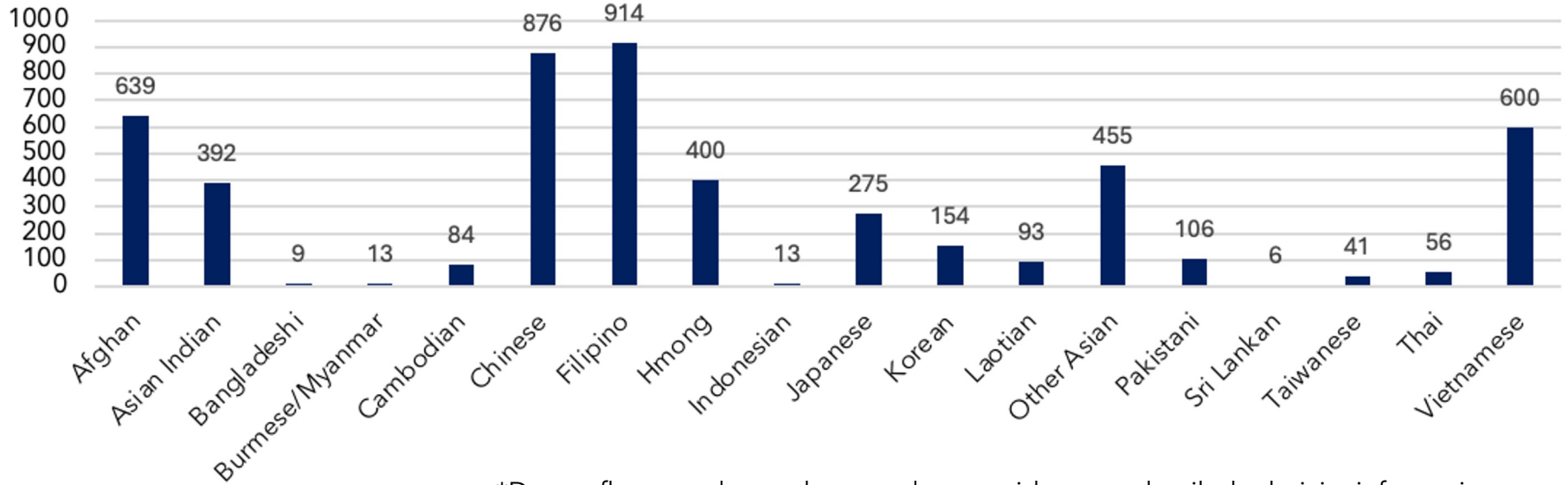
Adult Learners Racial/Demographic Breakdown (2022-23)





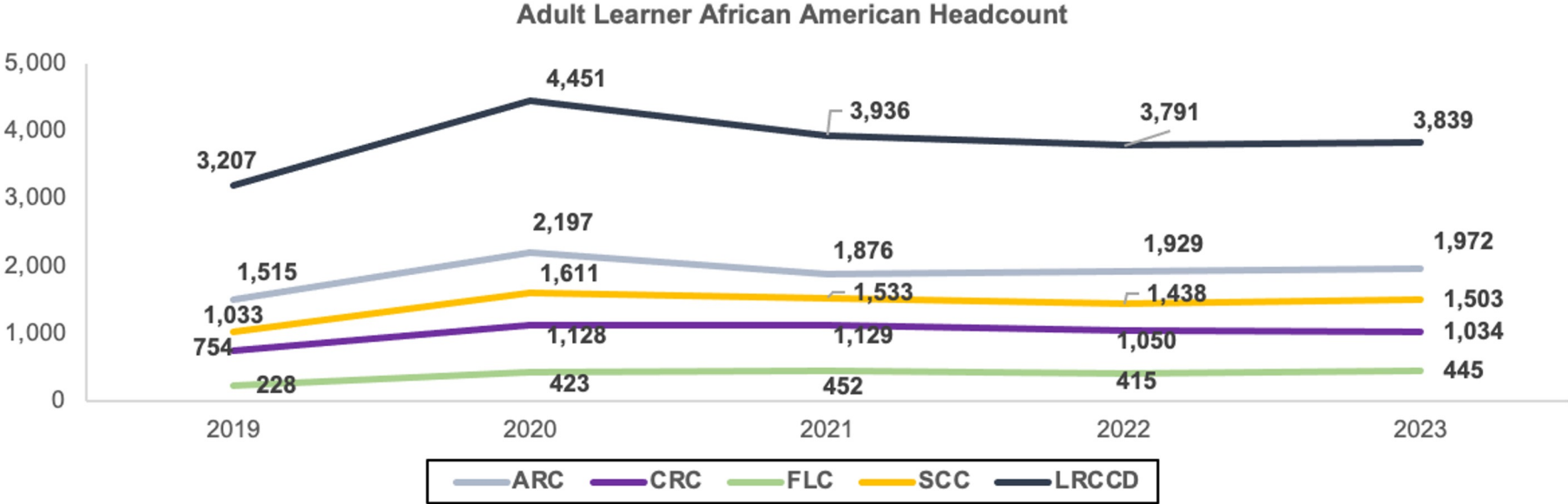
# Goal 3 - Progress Report

## Fall 2023 Adult Learner Disaggregated Asian Populations



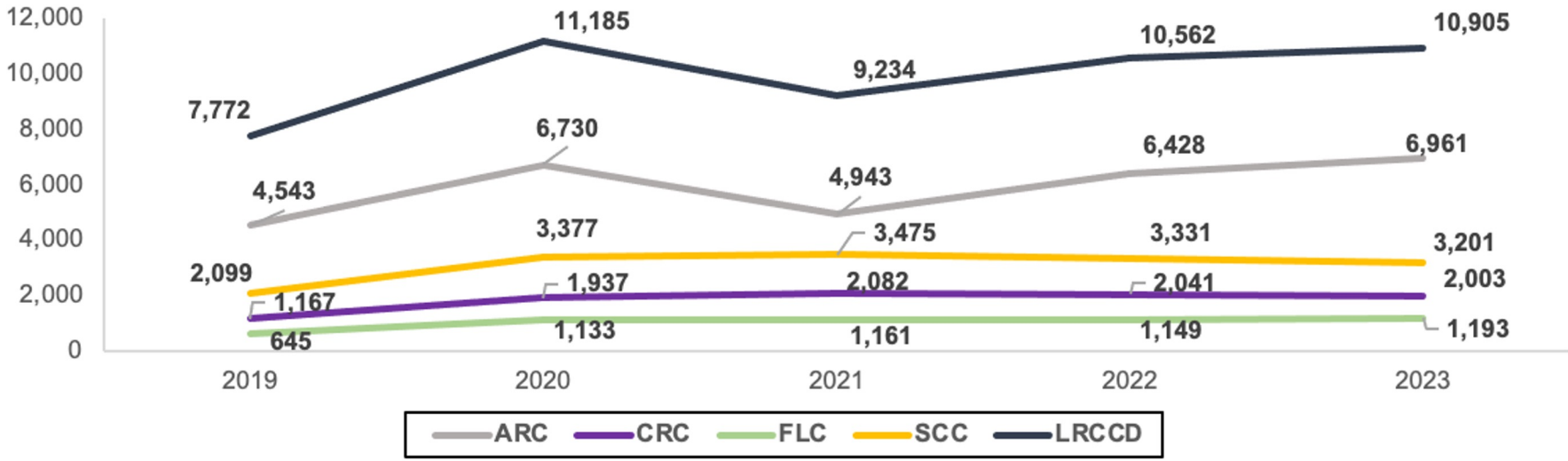
\*Data reflects students who opted to provide more detailed ethnicity information

# Goal 3 - Progress Report



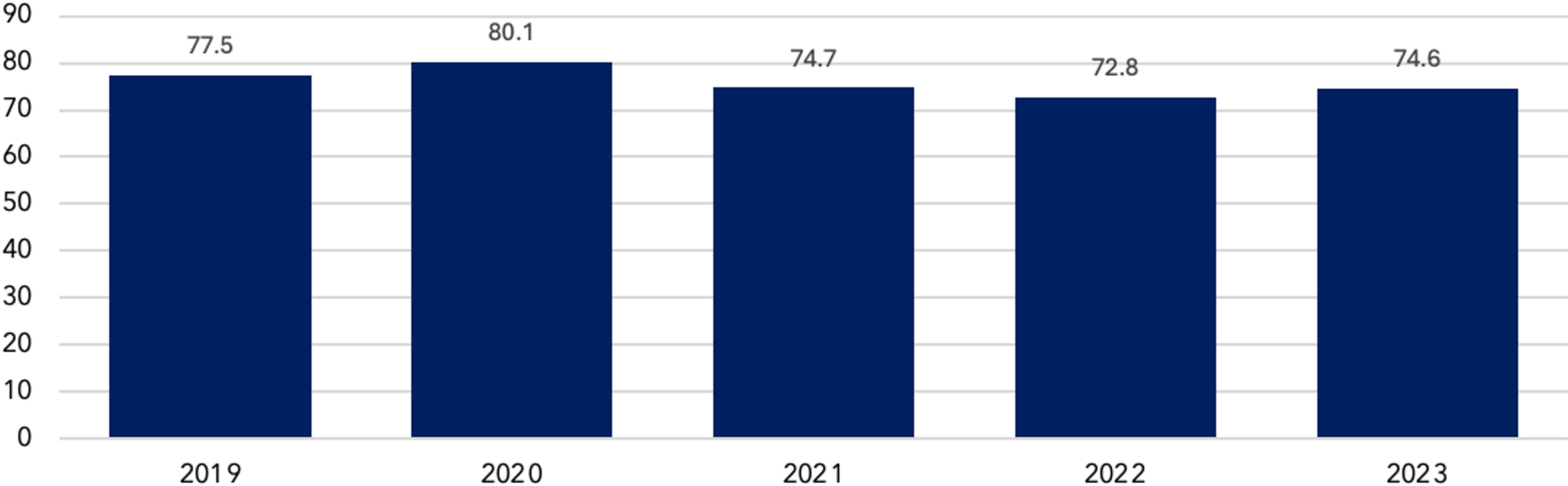
# Goal 3 - Progress Report

Adult Learner Hispanic / Latino Headcount



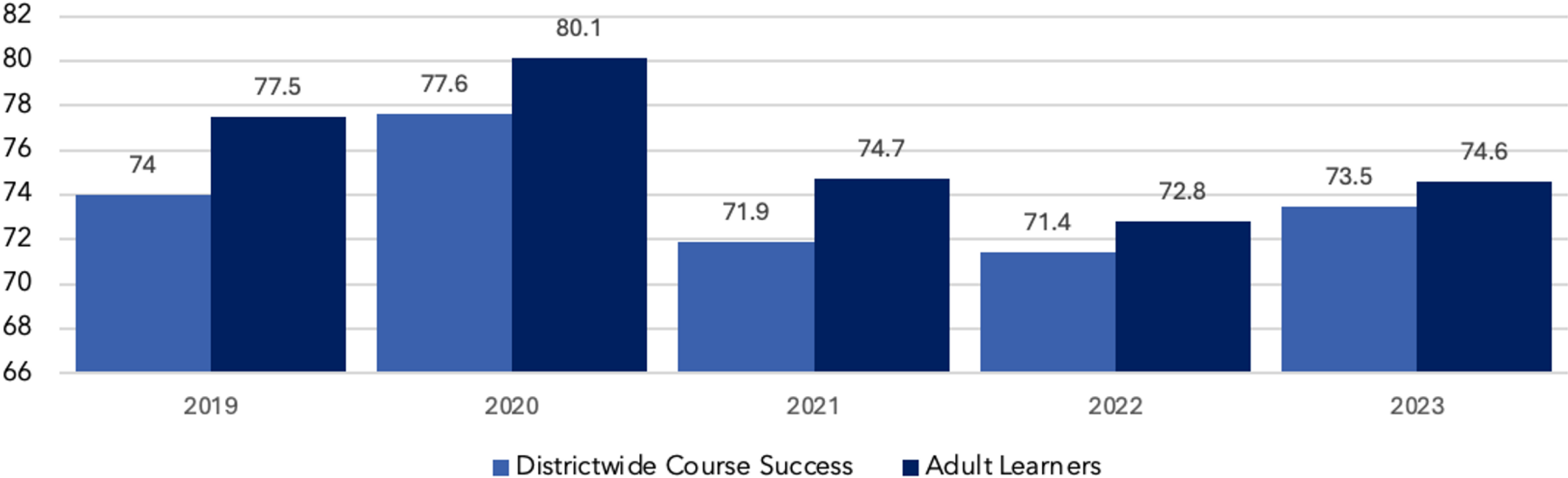
# Goal 3 - Progress Report

## Los Rios Adult Learner Course Success Success Rate



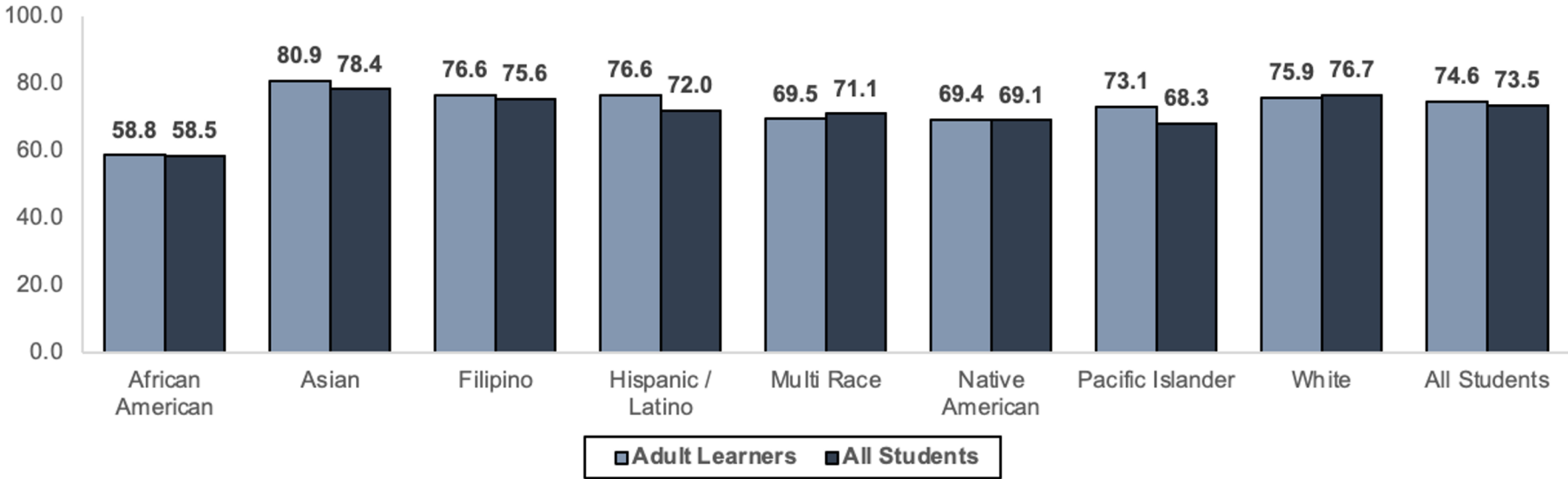
# Goal 3 - Progress Report

## Adult Learner Course Success Compared to Districtwide Data



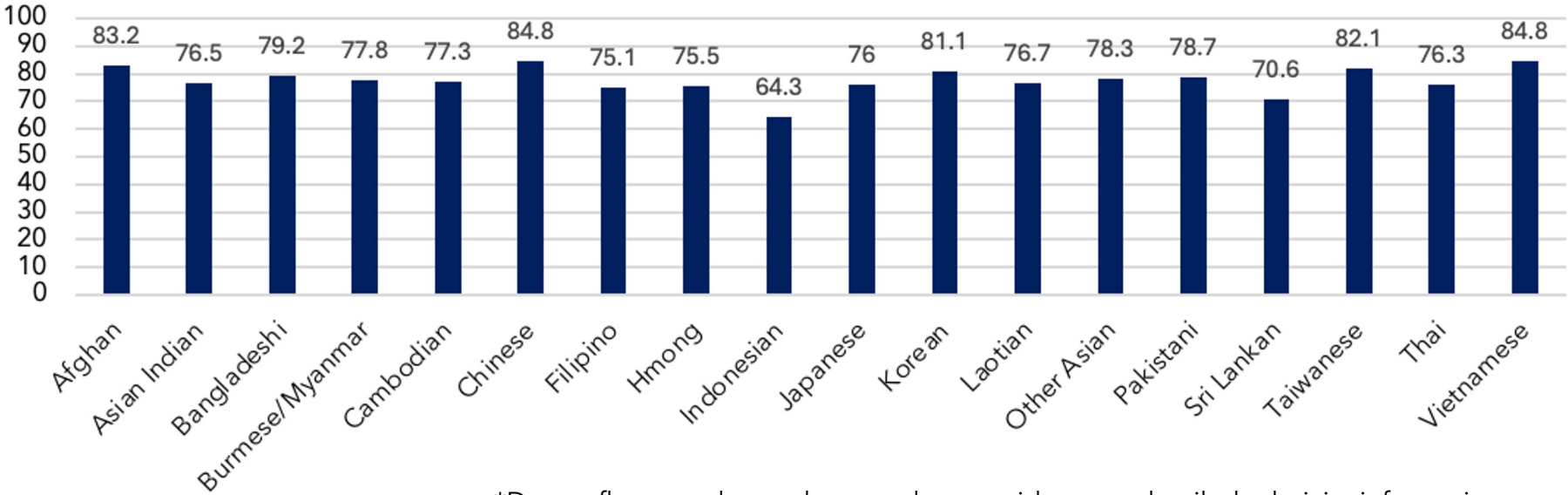
# Goal 1 - Progress Report

Adult Learner and All Student Course Success



# Goal 1 - Progress Report

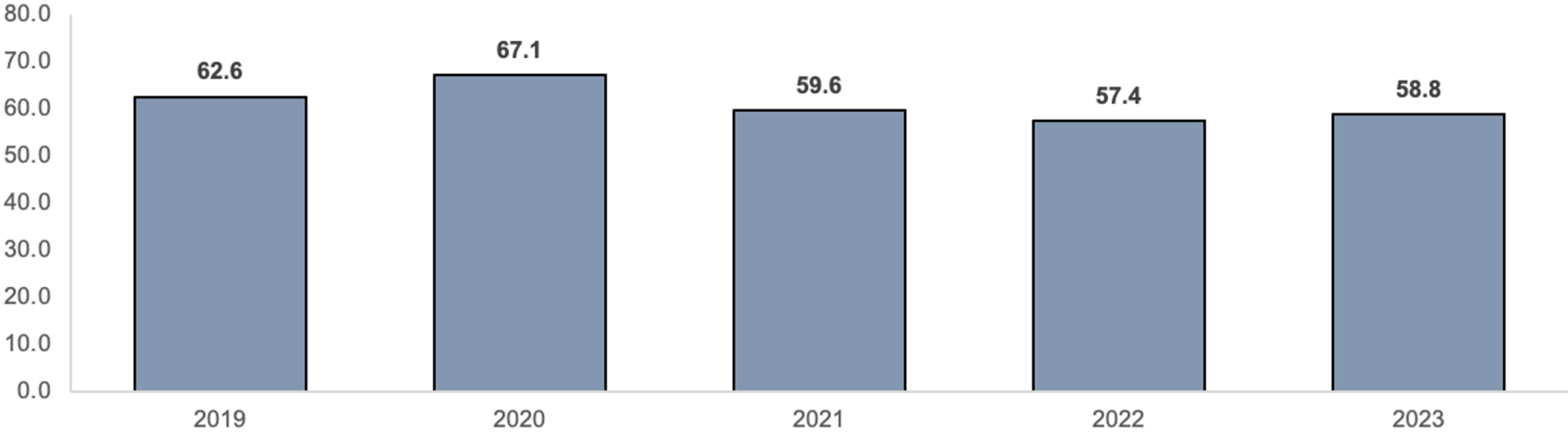
## Fall 2023 Adult Learner Course Success Disaggregated Asian Populations



\*Data reflects students who opted to provide more detailed ethnicity information

# Goal 1 - Progress Report

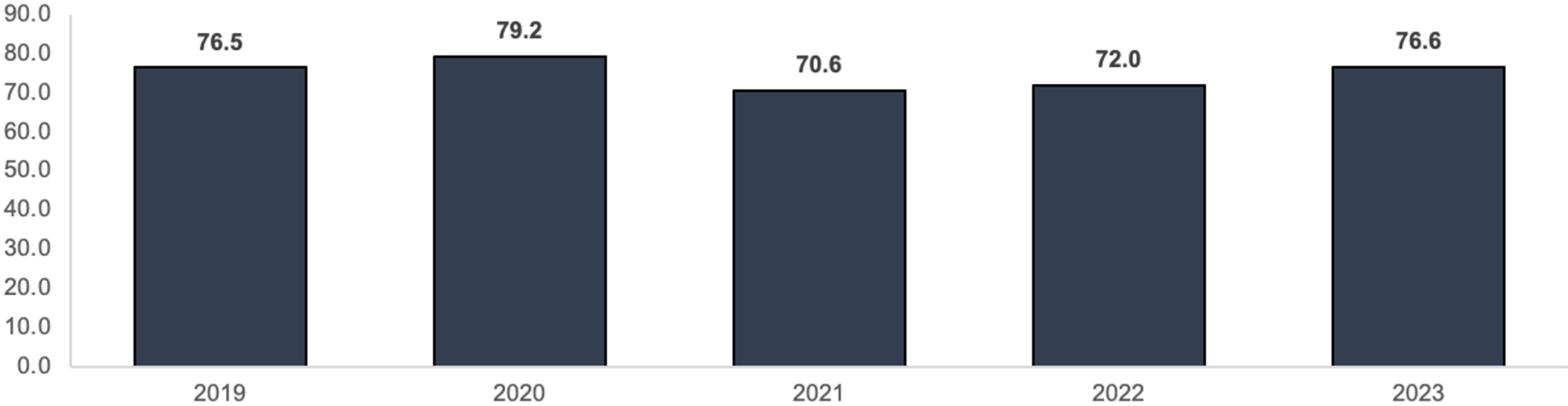
LRCCD African American Adult Learner Course Success %





# Goal 1 - Progress Report

LRCCD Hispanic Latino Adult Learner Course Success %



# Goal 3 - Progress Report

- Local college processes to update plans are underway, and on track for completion by end of Spring 2024
- Program updates from College Presidents

# Board Goal 4:

*Aligned to Strategic Plan Goal 2*

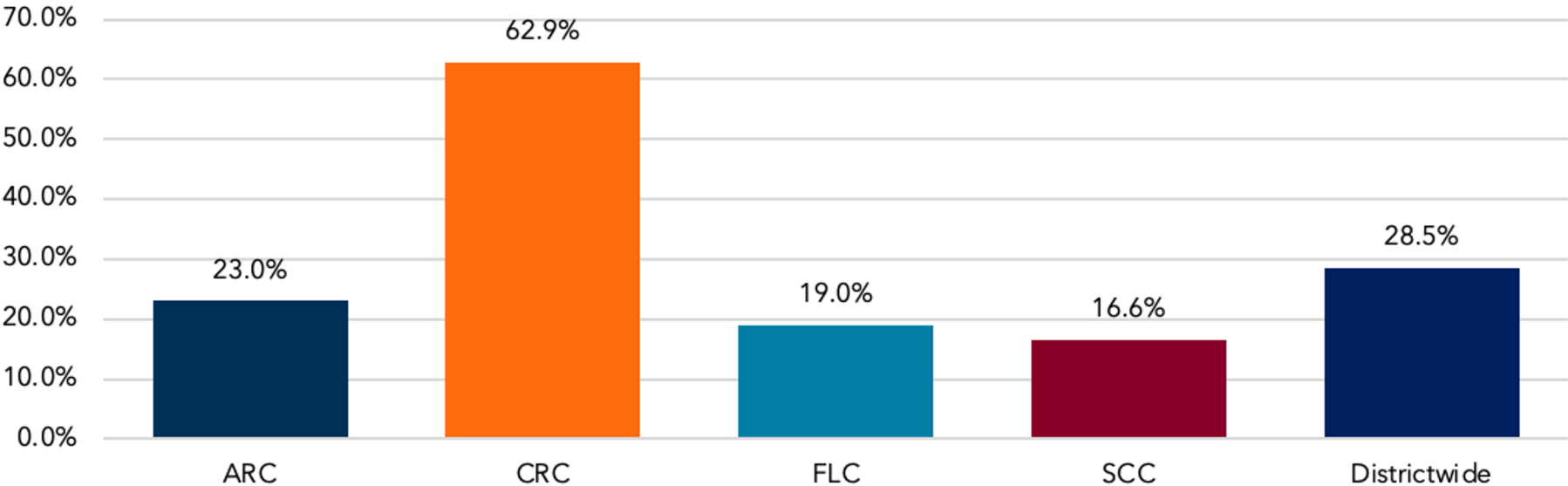
Expand the use of Online Educational Resource (OER) materials and increase the number of programs using Zero Cost Textbooks (ZTC).

# Goal 4 - Metrics for evaluation of progress/success:

- College-specific success targets based on consistent districtwide definition of metrics
- College targets set by Fall 2024
- Existing initiatives will be accelerated, scaled, or maintained
- Plan for engagement/consultation

# Goal 4 - Progress Report

Percentage of Classes Reported as OER/ZTC Spring 2024



# Goal 4 - Progress Report

- Local college processes to set targets are underway, and on track for completion by Fall 2024
- Program updates from College Presidents

# Board Goal 5:

*Aligned to Strategic Plan Goal 4*

Ensure equitable access to workforce readiness programs in high demand, high wage fields such as, but not limited to, healthcare, climate, STEM, and education.

# Goal 5 - Metrics for evaluation of progress/success:

- Establish college and program-specific baseline data
- Create specific action plan for impacted programs based on identified gaps
- Board presentation on baseline data (Board Report 4) - Spring 2024
- College and Program-specific actions plans created - Spring 2025



# Goal 5 - Progress Report

## American River College Top 10 Career Education Programs (by enrollment)

Program Name	Fall 2023 Unduplicated Headcount	Course Success %	Annual Entry-Level Wage (Low)	Annual Entry-Level Wage (High)
Computer Science	810	74.45%	\$ 42,765	\$ 132,142
Pre-Health Occupations	567	69.29%	\$ 45,074	\$ 97,760
Business - General	548	64.19%	\$ 60,191	\$ 83,784
Early Childhood Education	530	70.51%	\$ 29,179	\$ 61,379
Accounting	391	77.61%	\$ 38,314	\$ 46,999
Nursing - LVN-RN Career Mobility	363	73.95%	Not Available	\$ 109,116
Culinary Arts/Restaurant Management	228	71.30%	\$ 29,565	\$ 41,429
Art New Media	203	75.75%	\$ 32,240	\$ 46,949
Administration of Justice	199	75.22%	\$ 37,788	\$ 123,193
Fire Technology	199	73.15%	\$ 58,531	\$ 82,826

# Goal 5 - Progress Report

## Cosumnes River College Top 10 Career Education Programs (by enrollment)

Program Name	Fall 2023 Unduplicated Headcount	Course Success %	Annual Entry-Level Wage (Low)	Annual Entry-Level Wage (High)
Pre-Health Occupations	1,029	69.14%	\$ 45,074	\$ 97,760
Business - General	364	63.70%	\$ 60,195	\$ 83,782
Accounting	269	76.23%	\$ 38,314	\$ 47,008
Early Childhood Education	228	74.06%	\$ 32,240	\$ 61,381
Architecture	167	74.26%	Not Available	\$ 50,856
Cybersecurity & Info Assurance	167	68.66%	\$ 58,510	\$ 132,122
Human Services - General	144	62.16%	\$ 33,654	\$ 81,307
Fire Technology	135	70.32%	\$ 58,531	\$ 87,006
Medical Assisting	114	57.69%	\$ 37,877	\$ 43,326
Automotive Mechanics Technology	99	67.47%	\$ 39,666	\$ 39,042

# Goal 5 - Progress Report

## Folsom Lake College Top 10 Career Education Programs (by enrollment)

Program Name	Fall 2023 Unduplicated Headcount	Course Success %	Annual Entry-Level Wage (Low)	Annual Entry-Level Wage (High)
Pre-Health Occupations	523	76.62%	\$ 42,074	\$ 97,760
Business, General	267	69.51%	\$ 48,048	\$ 83,782
Early Childhood Education	187	72.69%	\$ 32,240	\$ 61,381
Accounting	106	74.50%	\$ 38,314	\$ 47,008
Social Work/Human Services, General	82	71.58%	\$ 33,654	\$ 81,307
Emergency Medical Studies	65	75.52%	\$ 34,632	\$ 52,104
Administration of Justice	54	72.22%	\$ 37,794	\$ 123,198
Information Technology	53	74.55%	\$ 41,954	\$ 132,122
Medical Laboratory Technician	47	75.00%	Not Available	\$ 48,547
Computer Programming	39	75.00%	\$ 41,954	\$ 104,042

# Goal 5 - Progress Report

## Sacramento City College Top 10 Career Education Programs (by enrollment)

Program Name	Fall 2023 Unduplicated Headcount	Course Success %	Annual Entry-Level Wage (Low)	Annual Entry-Level Wage (High)
Pre-Health Occupations	1,460	70.72%	\$ 45,072	\$ 97,758
Computer Science	883	74.00%	\$ 41,961	\$ 104,040
Business, General	498	61.28%	\$ 60,191	\$ 83,784
Accounting	447	79.69%	\$ 38,314	\$ 46,999
Nursing, Registered	421	73.24%	Not Available	\$ 109,116
Design and Digital Media	219	70.03%	\$ 32,240	\$ 46,949
Administration of Justice	185	64.91%	\$ 37,788	\$ 123,193
Cybersecurity	173	74.25%	\$ 58,506	\$ 132,114
Cosmetology	144	57.11%	\$ 32,240	\$ 56,957
Early Childhood Education, Teacher	124	66.07%	\$ 29,179	\$ 61,379

# Goal 5 - Progress Report

- College and district processes to create program-specific action plans are underway and on track to complete by Spring 2025
- Board presentation (Board Report 4) scheduled for March 20, 2024

# Board Goal 6:

*Aligned to Strategic Plan Goals 1 and 2*

Continue to implement and provide data on the following:

1) implementation of AB705/1705, 2) elimination of equity gaps among our historically underrepresented and regionally isolated student populations, 3) decrease unit accumulation for associate degree earners, 4) the transfer rates to CSU and UC, and, 5) the number of CTE students who are employed in their field of study.

# Goal 6 - Metrics for evaluation of progress/success:

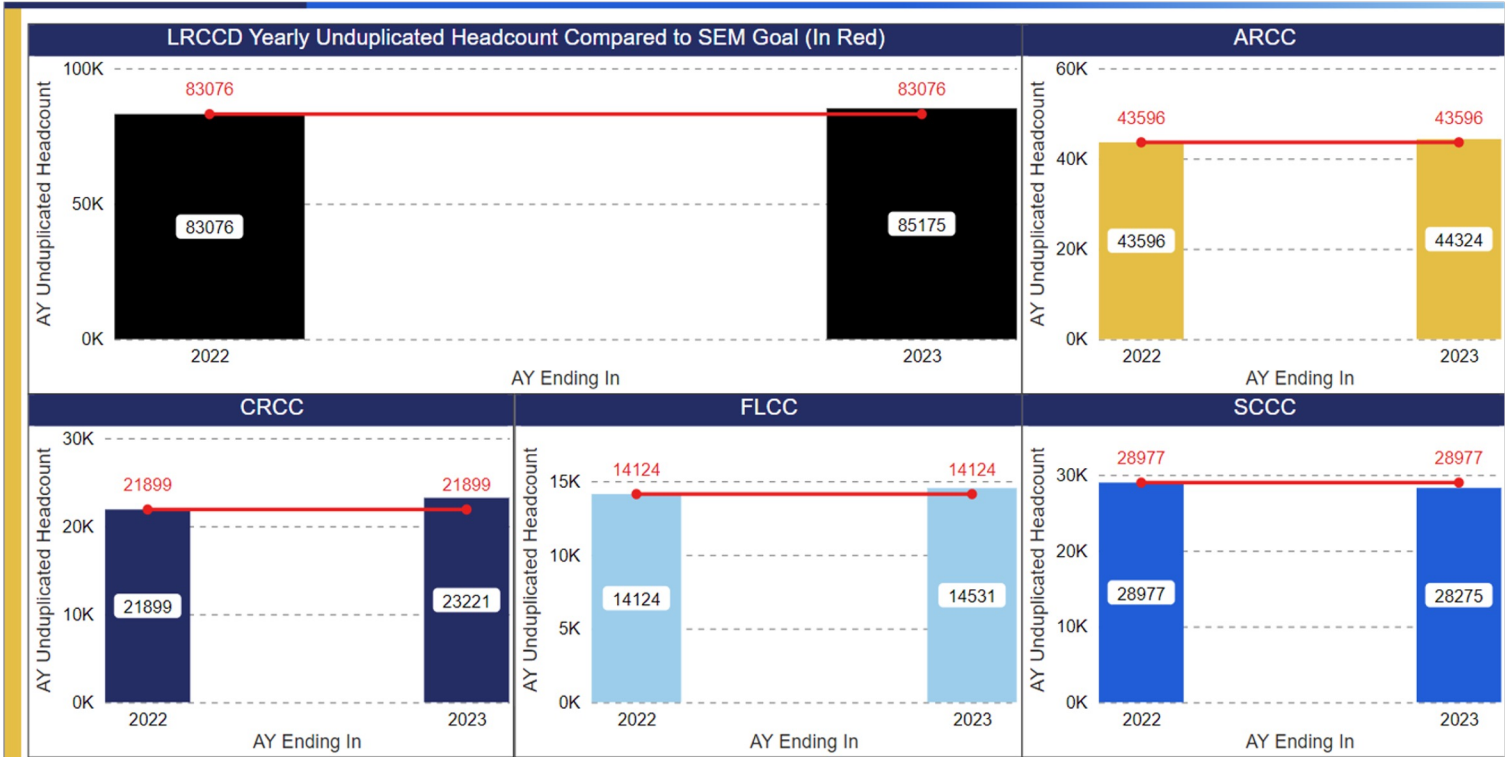
- Development and expansion of a comprehensive data dashboard for Strategic Plan metrics
- Continued annual data reports and presentations for the Board
- Existing initiatives will be accelerated, scaled, or maintained
- Upcoming Key Milestones
- Data dashboard expected launch date - Spring 2024

# Goal 6 - Progress Report

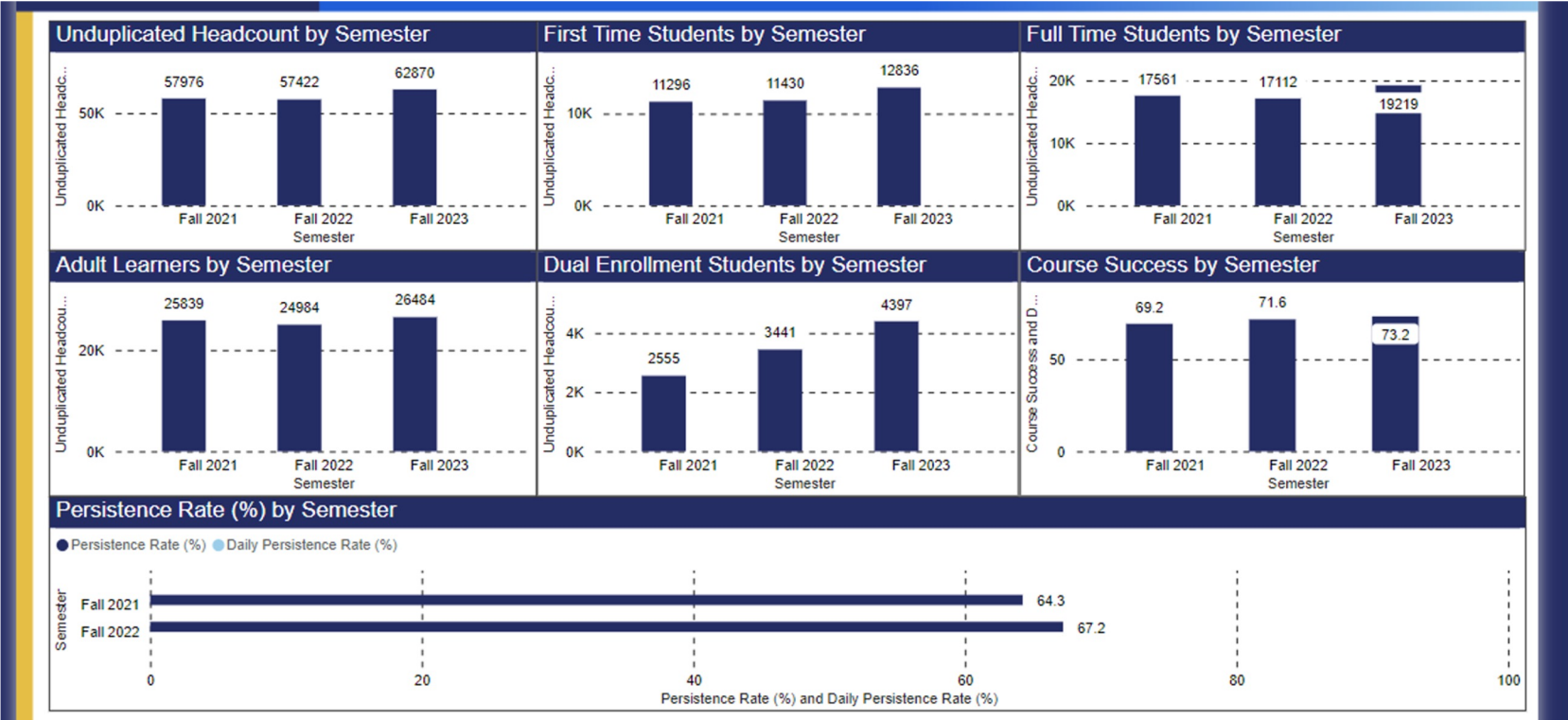
- Dashboards Include College- and District-level Data on Metrics for all Strategic Plan and SEM Goals.
- Include Academic Year data, Fall End of semester data, and daily data refresh



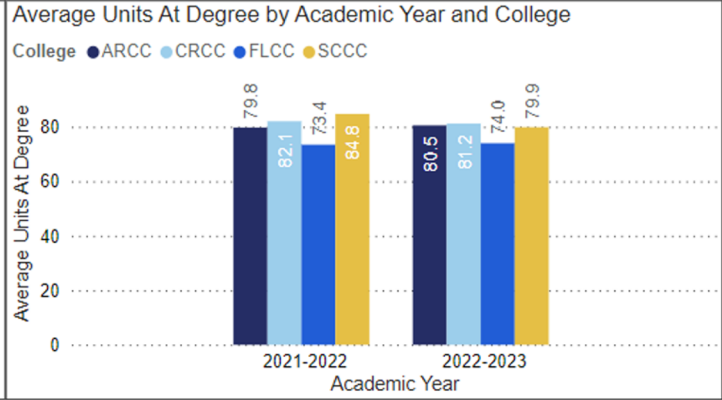
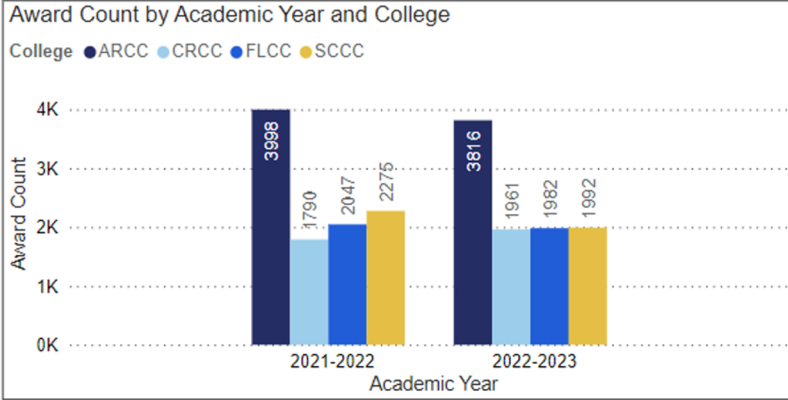
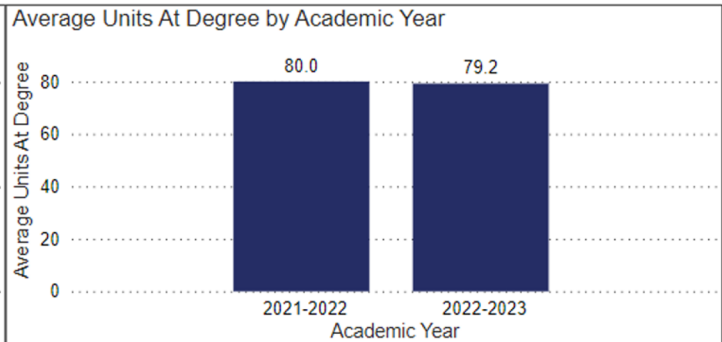
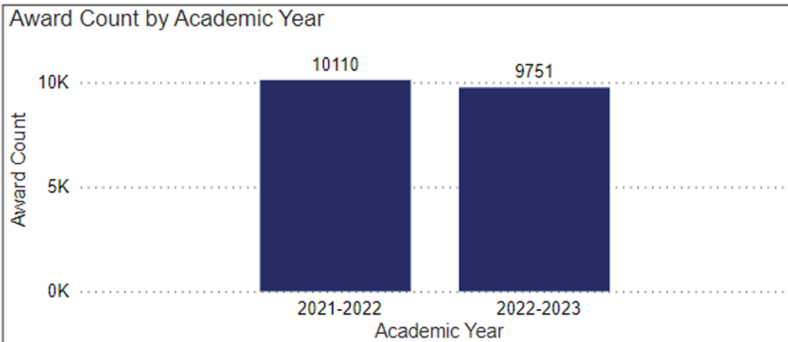
# Example: Access Goal: Restore/Increase Enrollment for All Student Populations



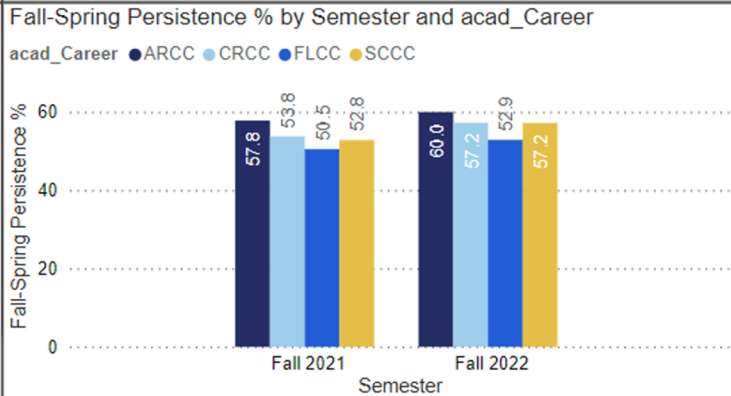
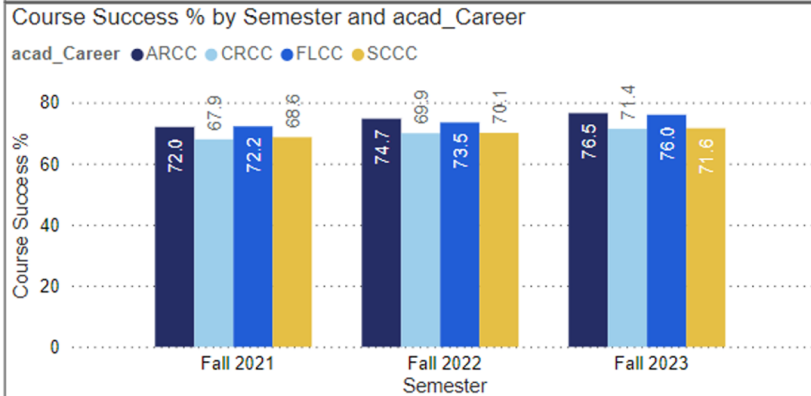
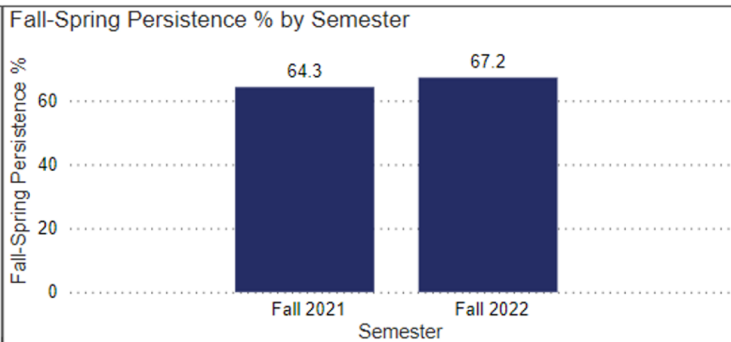
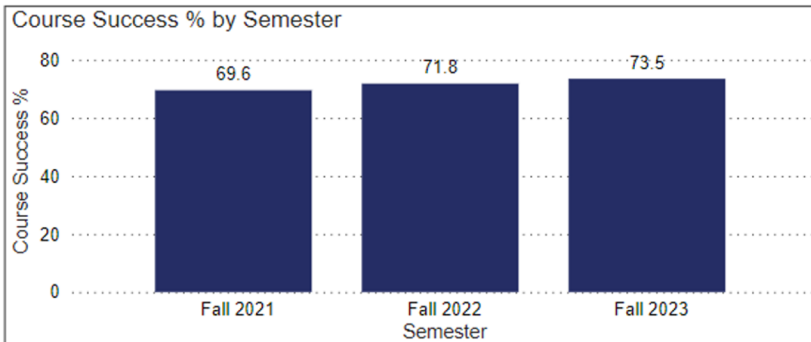
# Example: Access Indicators: Fall Enrollment by Populations of Focus



# Example: Awards Indicators: Number of Awards/Average Units at Time of Degree



# Example: Outcomes Indicators: Course Success and Fall-to-Spring Persistence



# Goal 6 - Progress Report

- Next steps:
  - Continued development of dashboards to track specific metrics
  - Combine all dashboards into single comprehensive user-friendly SEM/Strategic Planning Dashboard
- Full Data Dashboard on track to complete by Spring 2024

# Board Report 1

Conduct a thorough review of the public safety needs at the Los Rios colleges include staffing and the status of progress toward implementing identified changes and improvements.

*(Aligned to Strategic Plan Goal 5)*

- Metrics for Evaluation of Progress/Success
  - New LRCCD Police Chief in place July 1, 2024
  - Report to Board in Spring 2025 (including reforms both completed and underway)

# Board Report 1 - Progress Report

- Hiring process for Chief of Police is nearly complete and on track to have new Chief in place by July 1, 2024

# Board Report 2

Begin the review and analysis of Los Rios facilities with the goal of developing a long-range plan to maximize usage of existing facilities, recognizing that remote services and instruction have dramatically impacted how we meet the needs of our students.

*(Aligned to Strategic Plan Goal 5)*

- Metrics for Evaluation of Progress/Success
  - Expected Report Late Fall 2024



# Board Report 2 - Progress Report

- College and district space utilization processes are underway and on track for a report late Fall 2024

# Board Report 3

Explore viable and equitable pathways to establish a Baccalaureate Degree program for the Board to consider.

*(Aligned to Strategic Plan Goal 1)*

- Metrics for Evaluation of Progress/Success
  - Continued work to explore options for the Board's consideration
  - Expected Board Presentation in Fall 2024

# Board Report 3 - Progress Report

- Work to evaluate viable and equitable Baccalaureate Degrees is underway and on track for Fall 2024 presentation

# Board Report 4

Review the enrollment of the top 30 CTE programs disaggregated by race, ethnicity, gender, salary range, and completion rates.

*(Aligns to Strategic Plan Goal 4)*

- Metrics for Evaluation of Progress/Success
  - Plan to review the enrollment of the top 30 CTE programs disaggregated by race, ethnicity, gender, salary range, and completion rates with expected Board Presentation in Spring of 2024

# Board Report 4 - Progress Report

- Board presentation scheduled for March 20, 2024

# Board Report 5

Provide evidence of continued operational excellence and responsible fiscal stewardship on behalf of the Board and the public, including but not limited to clean audit reports and balanced budgets that account for all known current and long-term fiscal liabilities.

*(Aligns to Strategic Plan Goal 5)*

- Metrics for Evaluation of Progress/Success
  - December Audit Report and continued regular budget reports, including staffing Board Ad Hoc Policy Group

# Board Report 5 - Progress Report

- Los Rios remains in excellent fiscal condition, in spite of volatile economic conditions and forecasts
- Work to provide additional budget information about possible 2024-25 state shortfalls is underway



LOS RIOS  
COMMUNITY  
COLLEGE DISTRICT



# Questions?





LOS RIOS  
COMMUNITY  
COLLEGE DISTRICT



# Board of Trustees Goals Progress Update

*Los Rios Board of Trustees Spring Retreat  
March 2, 2024*