

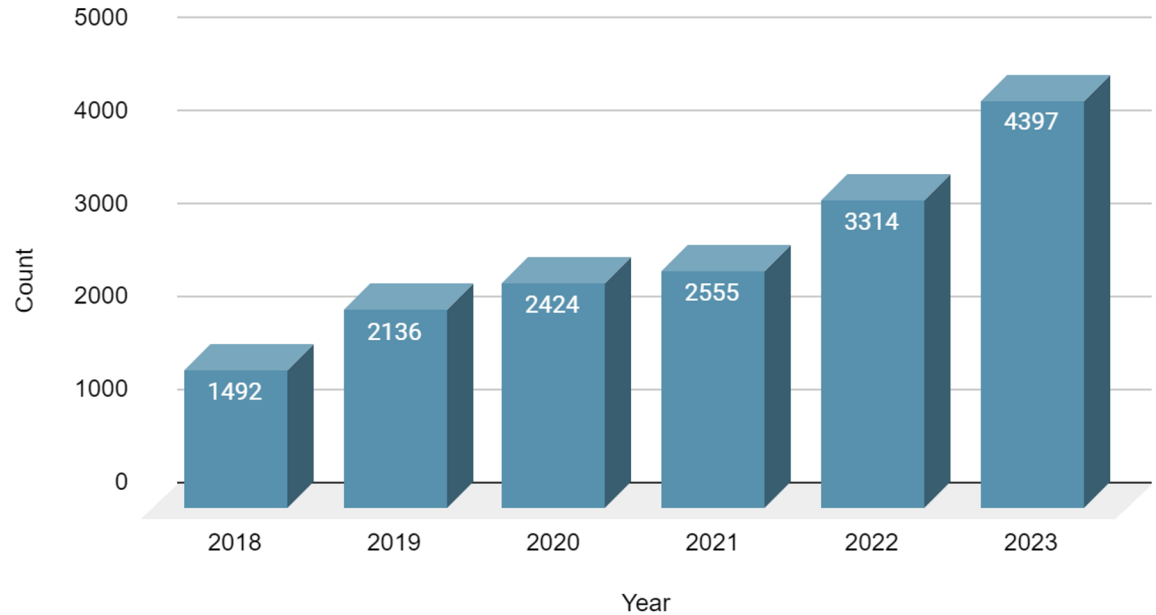
Dual Enrollment Data Update

LRCCD Board of Trustees
June 12, 2024



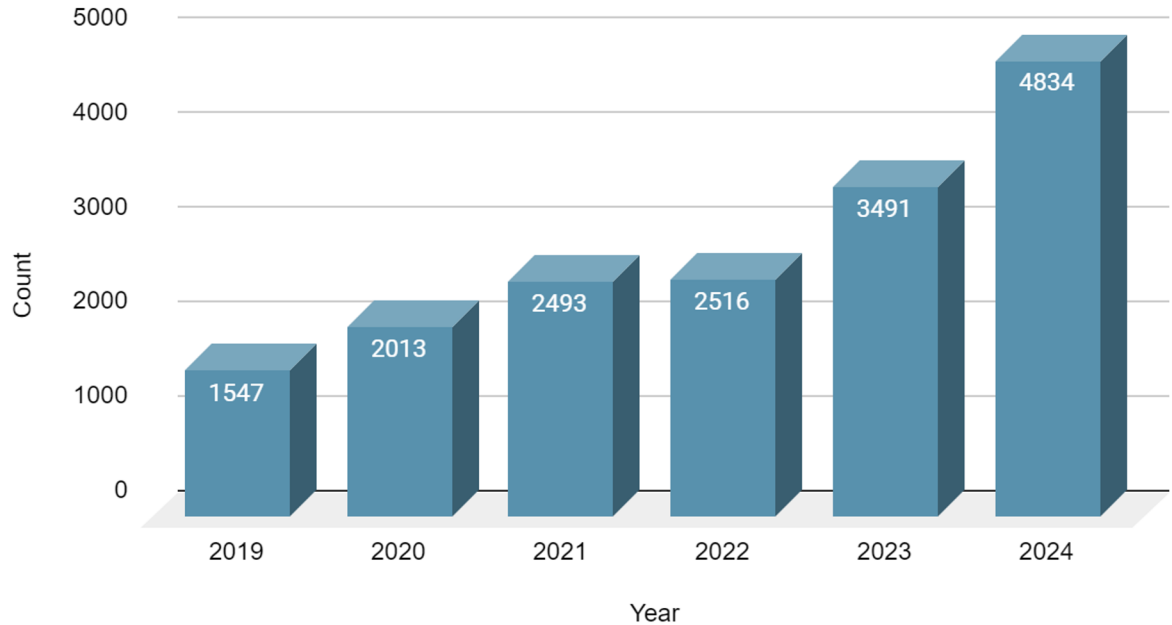
Fall Dual Enrollment Trends

FALL ENROLLMENT GROWTH



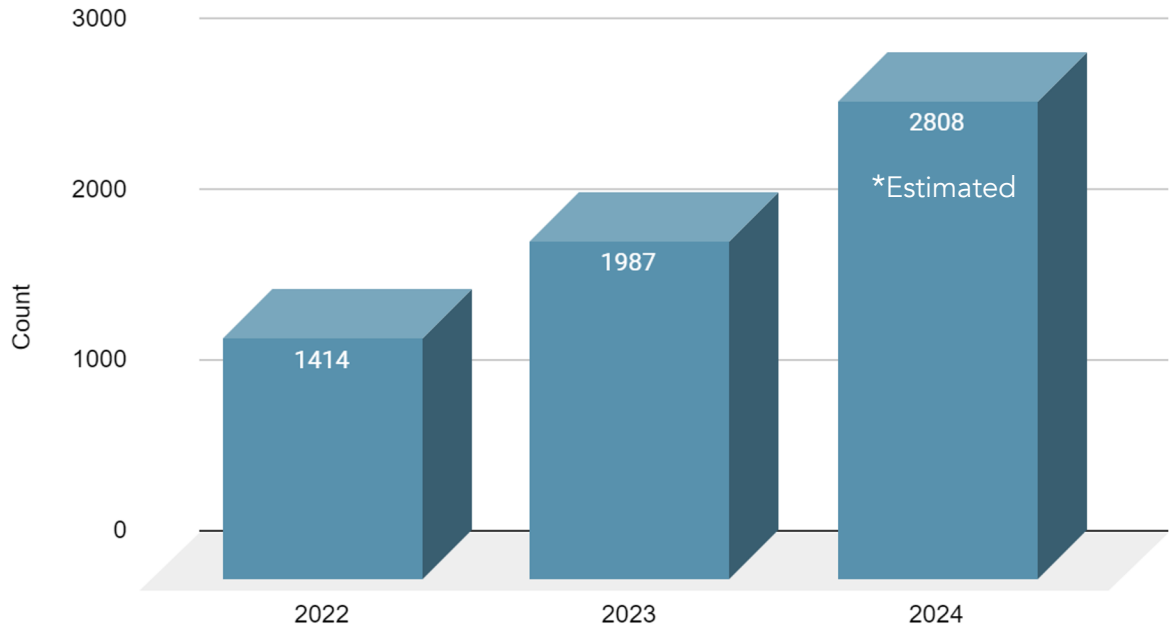
Spring Dual Enrollment Trends

SPRING ENROLLMENT GROWTH



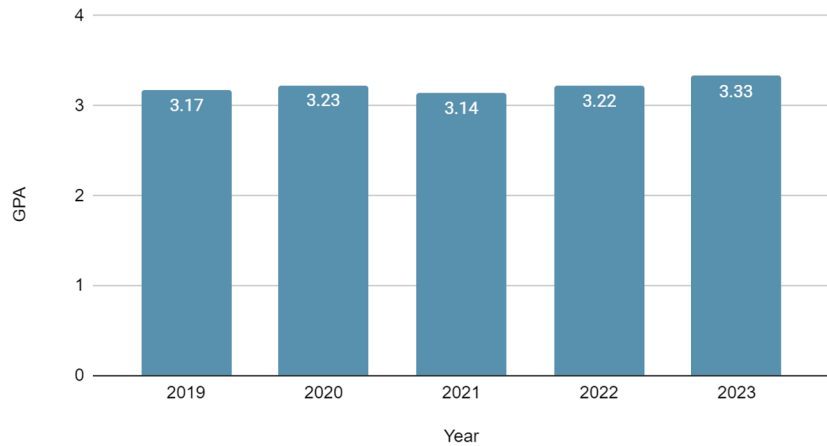
Summer Dual Enrollment Trends

SUMMER ENROLLMENT GROWTH



GPA Outcomes At a Glance

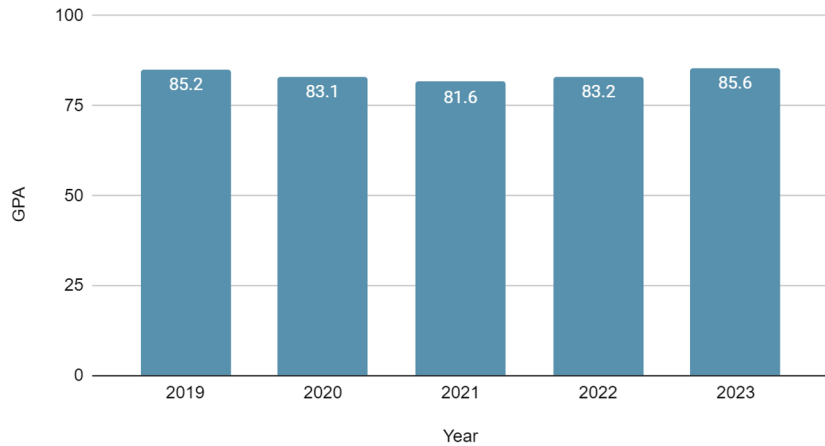
GPA vs. Year



College	Fall 2019	Fall 2020	Fall 2021	Fall 2022	Fall 2023
ARCC	3.09	3.09	3.15	3.22	3.37
CRCC	3.12	2.98	2.91	3.20	3.28
FLCC	3.38	3.51	3.15	3.35	3.43
SCCC	3.15	3.43	3.21	3.15	3.23
Total	3.17	3.23	3.14	3.22	3.33

Success Rate Outcomes At a Glance

LRCCD Success Rates Over Time



College	Fall 2019	Fall 2020	Fall 2021	Fall 2022	Fall 2023
ARCC	86.9	82.9	85.7	86.6	88.8
CRCC	78.9	73.3	69.8	79.4	83.2
FLCC	88.1	85.9	79.4	81.4	84.6
SCCC	84.2	86.6	79.4	79.2	81.2
Total	85.2	83.1	81.6	83.2	85.6

CCAP MOU Update

14 in June 2022 to 27 in June 2024 (+92.8%)

Aspire Alexander Twilight Secondary Academy	Gateway Community Charters	San Juan Unified School District
Black Oak Mine Unified School District	Heritage Peak Charter School	SCOE
Capital College & Career Academy	Natomas Charter School	Sierra Educational Advancement Corporation
Center Joint Unified School District	Natomas Pacific Pathways Preparatory Charter High School	Stockton Unified School District
Davis Joint Unified School District	Natomas Unified School District	The MET Sacramento
El Dorado Union High School District	New Tech High School	Twin Rivers Unified School District
Elk Grove Unified School District	Placer Union High School District	Visions in Education
Folsom Cordova Unified School District	Rio Valley Charter School	Washington Unified School District
Fortune Early College High School (SCOE)	Sacramento Charter High School	Westlake Charter School