



Cosumnes River College

IMPROVING COURSE SUCCESS RATES



CRC Student Success Goals

- Increasing the success of ALL students
- Closing the equity gaps
- Without compromising rigor



Guided Pathways

FOUR PILLARS OF GUIDED PATHWAYS



Guided Pathways

Clarifying the Path



FOUR PILLARS OF GUIDED PATHWAYS



We removed confusion as to what path to pursue by developing Career and Academic Communities (CAC's, metamajors) and program maps for our 200+ programs.

Guided Pathways

Entering the Path



FOUR PILLARS OF GUIDED PATHWAYS



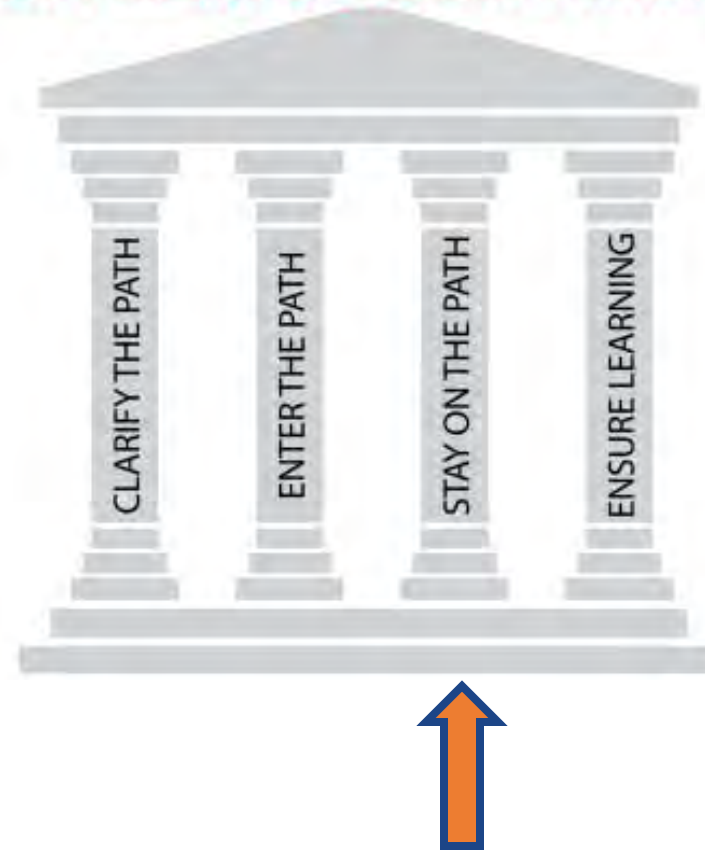
We reduced barriers to enrollment and onboarding

Guided Pathways

Staying on the Path



FOUR PILLARS OF GUIDED PATHWAYS




We implemented a case management student support model and developed Student Success Teams, designated program counselors and success coaches, and Teaching and Learning Leads (TLL's)

Guided Pathways

Learning on the Path



FOUR PILLARS OF GUIDED PATHWAYS



We expanded tutoring and supplemental instruction.

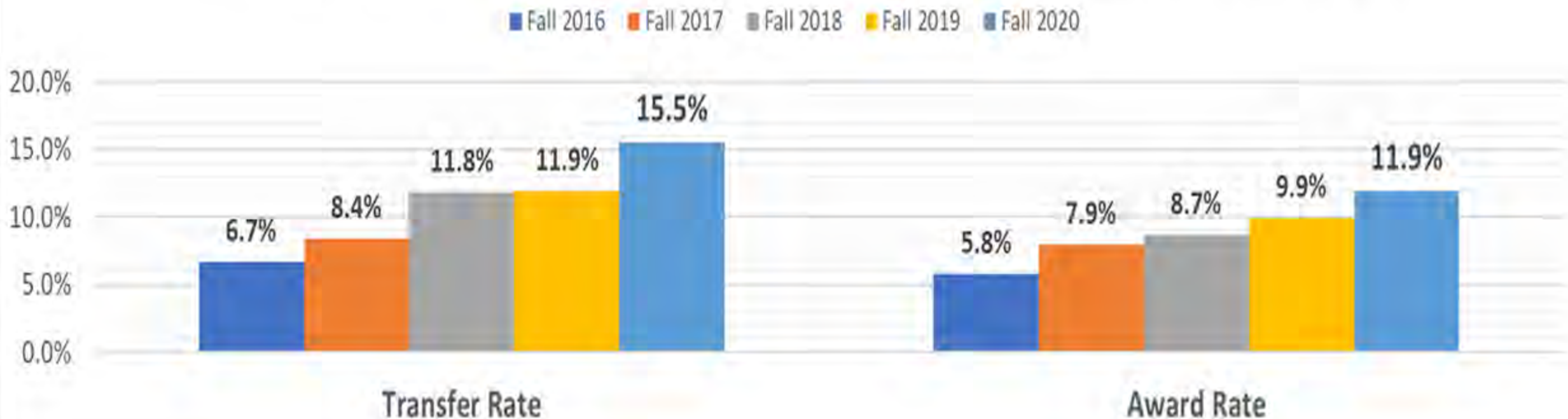
Other Innovative Strategies

- Opt-Out Schedule
- We Won't Fall Campaign
- Data Dashboards
- Zero Textbook Cost/Open Educational Resources
- Open for Anti-Racism (OFAR)

Achievements to Date

- Increase in the Percent of Recent high school students enrolling in 15 units
 - from **13%** in **Fall 2018** to **26%** in **Fall 2023**
 - even more impactful for our **Black students** (from **12%** to **19%**) and **Latinx students** (from **9%** to **27%**)
- Spring 2024 had the highest success rate since 2010: **72%**
- Transfer rate more than doubled since 2016
- Award completion doubled since 2016
- Zero Textbook Cost/Open Educational Resources
 - 76% of our course offerings are ZTC in Fall 2024

Three-Year Transfer and Award Completion Rates at CRC: Fall 2016 to Fall 2020 Cohorts



Degree/Transfer Seeking Students.

Data Source: CRC Research Office – HawkTrack Dashboard



COSUMNES
RIVER COLLEGE

Our Work Is Not Done

- Persistent racial inequities
 - College-wide course success rate for Fall 2023 was 70%
 - Black students: 55.6%
 - Latinx students: 65.5%
- Variation within the same course in Fall 2022 among 165 faculty
 - Median difference was 16.5 percentage points
 - Largest difference was 53.6 percentage points





Course Success Rates



COSUMNES
RIVER COLLEGE

Collaboration and Partnership

- CRC Academic Senate
 - Recognized the need for conversation
 - Researching trends for what may/may not be barriers or unintended challenges for students.
 - Engaging in meaningful conversation with college leadership
- Teaching and Learning Leads
 - Dedicated support for faculty
 - Engage faculty in data conversations
 - *by spring 2024: 33.3% of adjunct faculty and 64.3% of full time faculty accessed their course success data*
- Research Team
- Deans' Engagement

Course Success Work to Date

- President Bush's Convocation Speech (Aug. 18, 2023) signaling his commitment to improve course success.
- Institutional Effectiveness Partnership Initiative (IEPI) - Fall 2023
- Professional Development
 - Teaching and Learning Leads

Course Success Work to Date: College Research Contributions

- Transparent Data Dashboards
- Data Literacy Project - building capacity for data interpretation
- Spring 2024 PD Institute focused on Faculty Student Success Dashboard
- Ongoing Flex Workshops about Course Success data
- Embedded enrollment and course success data dashboards in program review
- In-depth Research Studies about Course Success since 2015 (listing most recent below):
 - *Predictors of Course Success in Large General Education Courses at Cosumnes River College: An Exploratory Analysis* (Meinz, Summer 2024)
 - *Calibration and Instructional Improvement: An investigation of course success rates in sequential STEM courses* (Meinz, Spring 2024)
 - *Analysis of New Student Retention* (Meinz, Spring 2024)
 - *Course Success in Asynchronous and Synchronous Online Modalities* (Meinz, Fall 2022)
 - *Initial Evaluation of the Impact of Textbook Costs on Course Success and Student Persistence* (Meinz & Muranaka, Spring 2022)

Professional Development

Support Faculty to:

- view and self-reflect on their disaggregated course success data
- interrogate instructional practices, class policies
- refine their professional practice
- implement equity-minded teaching
- participate in communities of practice



Next Steps

- Continuing conversations with faculty, classified professional, and leadership
 - 2 Open College Forums in Fall '24 on Data led by the College and AS Presidents
- CAC conversations on data
- Applied for OFAR #2 with intent to scale at the college
- Continue dedicated PD Coordinator and TLL's
- Continue to use data for program review
- Ongoing professional development for all faculty
- ZTC/OER with cultural responsive material
- Department retreats



COSUMNES
RIVER COLLEGE

¿Preguntas?

