

Los Rios Strategic Planning Update

May 2026



LOS RIOS
COMMUNITY
COLLEGE DISTRICT

Strategic Planning Overview

Where
We've Been

Where We
Are

Where
We're Going



LOS RIOS
COMMUNITY
COLLEGE DISTRICT

Strategic Planning Timeline

Where
We've Been

- 2016-2021 Strategic Plan
- May 2022 Strategic Plan goals reaffirmed through collegial consultation
 - Local college reviews
 - Chancellor's Cabinet consultation
 - Board discussion at the Fall 2022 Board Retreat



LOS RIOS
COMMUNITY
COLLEGE DISTRICT

Strategic Planning Timeline

Where
We've Been

- 2022-23:
 - Indicators of Achievement finalized
 - Colleges reviewed and updated strategies
 - Colleges and district build infrastructure to track progress
- 2023-24:
 - Colleges updated college strategic plans
 - Colleges and district collected and reviewed data
 - Colleges and district reviewed and updated strategies
- 2024-25
 - Colleges completed annual review of strategies
 - Colleges and district produced six (6) reports to the Board
 - District published eight (8) public dashboards



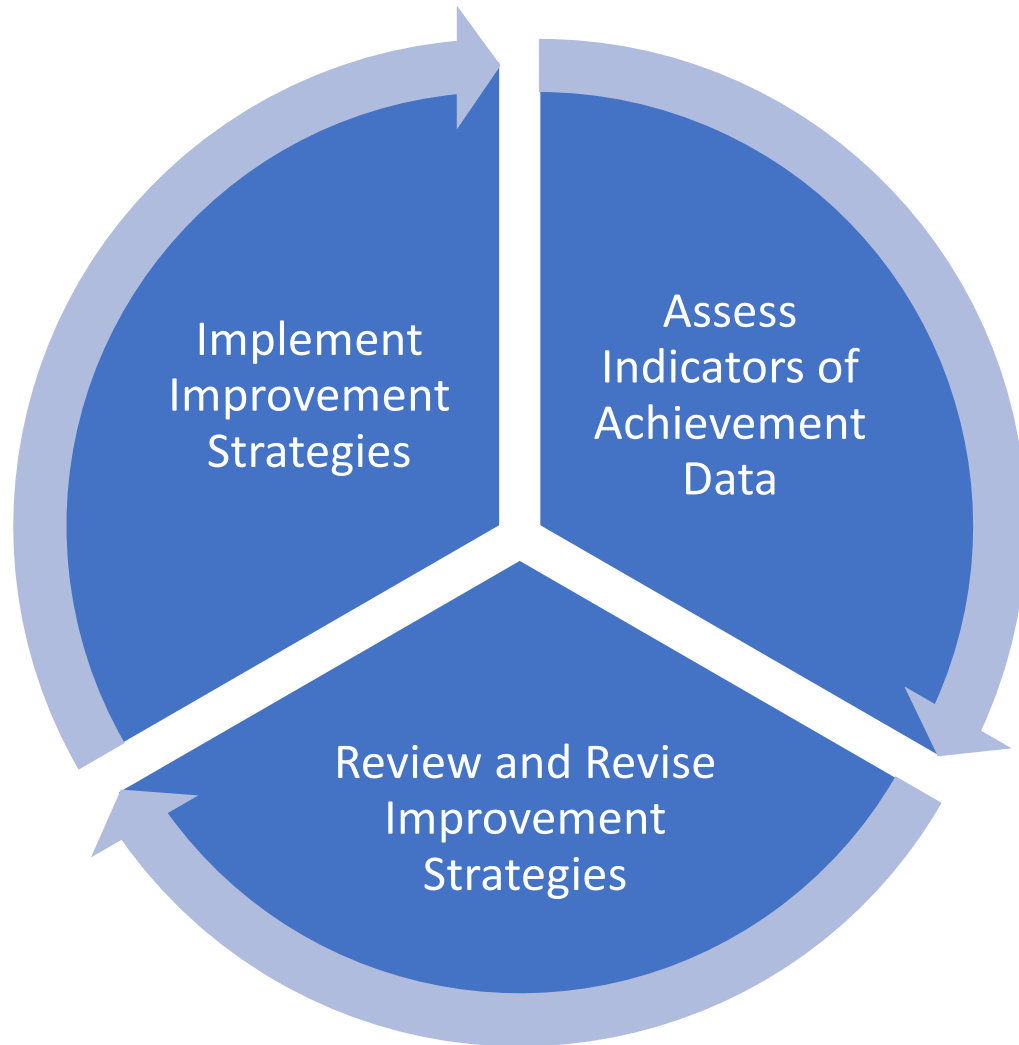
LOS RIOS
COMMUNITY
COLLEGE DISTRICT

Strategic Plan Goals

1. *Goal 1: Establish effective pathways that optimize student access and success*
2. *Goal 2: Ensure equitable academic achievement across all racial, ethnic, socioeconomic and gender groups*
3. *Goal 3: Provide exemplary teaching and learning opportunities*
4. *Goal 4: Lead the region in workforce development*
5. *Goal 5: Foster an outstanding working and learning environment*



Annual Cycle of Inquiry and Improvement



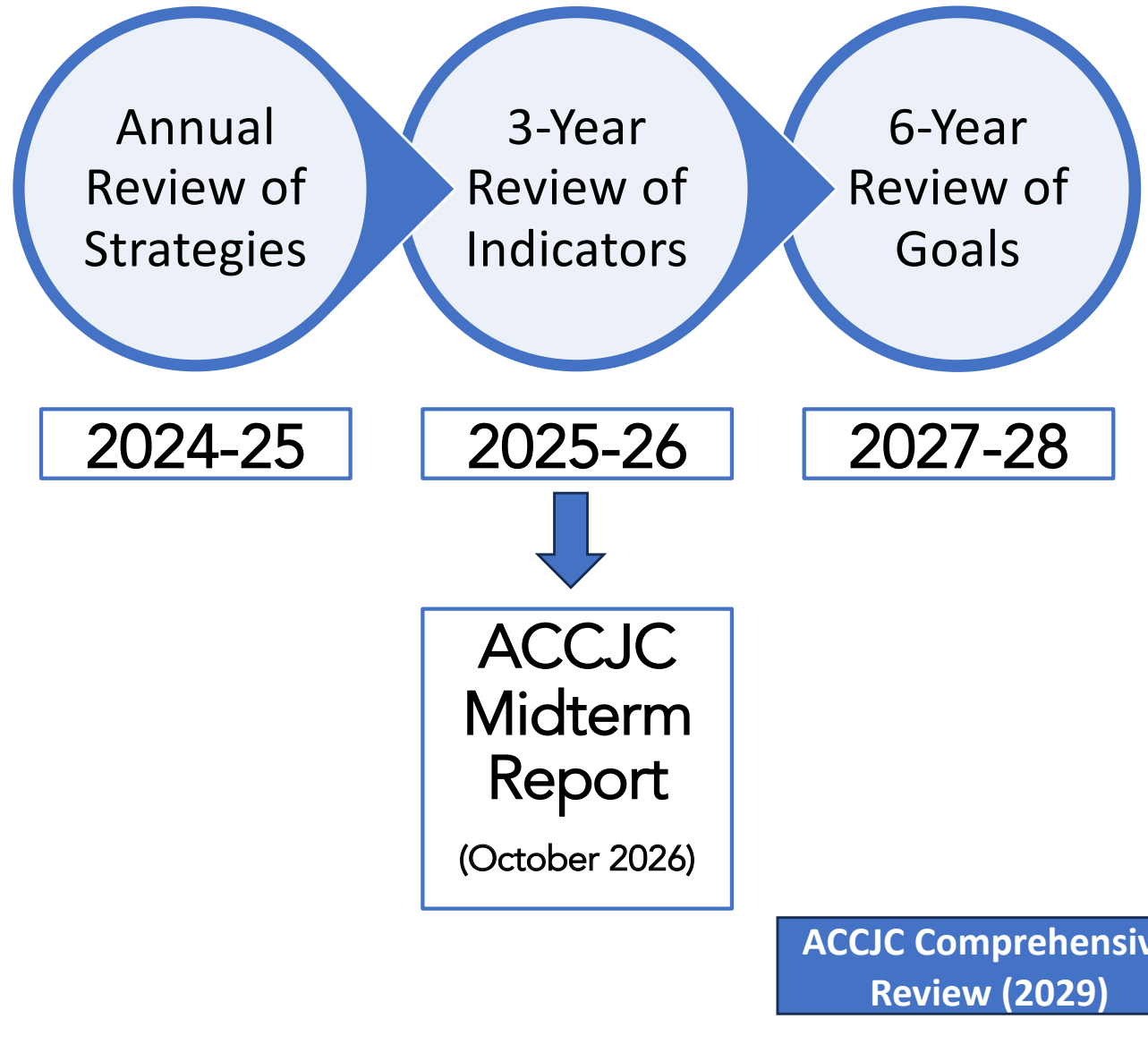
Where We
Are



LOS RIOS
COMMUNITY
COLLEGE DISTRICT

Where We
Are

Strategic Plan Cycles of Review



LOS RIOS
COMMUNITY
COLLEGE DISTRICT

2025-2026 Cycle of Review

Where We
Are

Review Indicators of Achievement

- Leads: District Research Council (college research teams)
- DRC monthly meetings and discussions
September 2025-Present
- Process and proposed revisions consulted with
Chancellor's Cabinet September 2025 and March
2026



LOS RIOS
COMMUNITY
COLLEGE DISTRICT



LOS RIOS
COMMUNITY
COLLEGE DISTRICT

Where
We're Going

Next Steps

- Incorporate revised indicators of achievement into data analyses and dashboards.
- Continue to update data dashboards and strategic plan webpage.
- Prepare for next ACCJC comprehensive review.



Data Spotlight

Why Los Rios?	Admissions	Academics	Campus Life	Community	About Us
Graduation and Transfer	Get Started and Apply	Programs and Majors	Calendar and Events	Partnerships	Board of Trustees
Value and Affordability	Financial Aid and Fees	Search Class Schedules	News	Support Us	Chancellor
Facts and Statistics	Placement	Career Education	Athletics	Doing Business with Los Rios	Maps and Parking
Our Colleges	Enroll in Classes	Online Education	Clubs and Student Leadership	Jobs at Los Rios	Our History
	Academic Calendar and Deadlines	Internships and Career Services	Student Jobs	Facilities	Our Values
	Technology Resources		Health and Safety	Hire Los Rios	Contact Us



Facts & Statistics



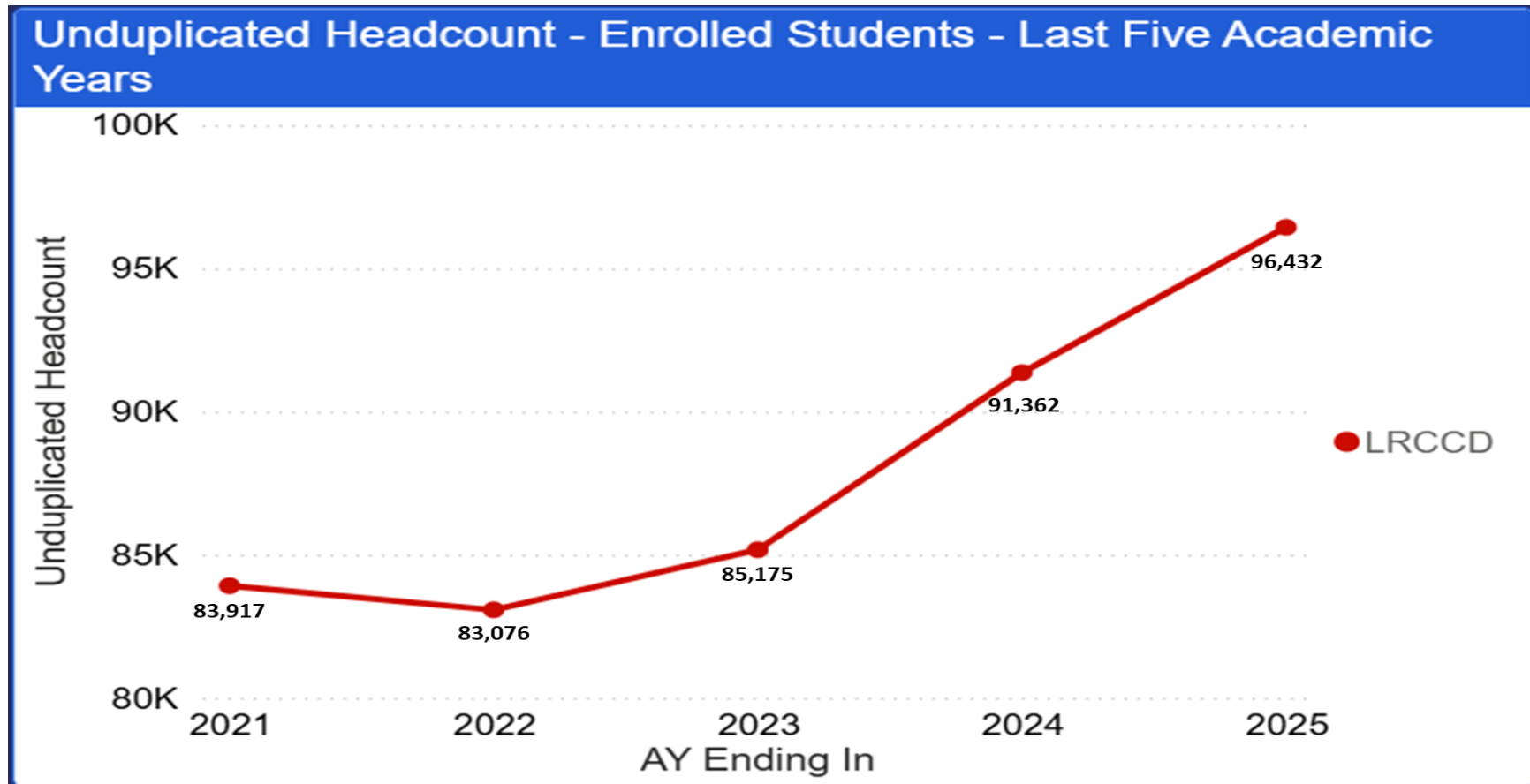
Areas of Strength

Our enrollment continues to rise, and our colleges continue to achieve high course retention and success rates. Time to completion and unit accumulation have decreased, aiding an increase in awards, generally and in CTE specifically.



LOS RIOS
COMMUNITY
COLLEGE DISTRICT

Enrollment continues to rise.



LOS RIOS
COMMUNITY
COLLEGE DISTRICT

Enrollment is up among the key strategic plan target populations: first time students, full-time students, dual enrollment students, and adult learner (25+) students

LRCCD Academic Year Dashboard

Districtwide Headcount Trends

Articulated Students

Clear All Filters
Back to Front Page
?

Unduplicated Headcount - Enrolled Students - Last Five Academic Years

Category	2021	2022	2023	2024	2025
Continuing Student	46961	44871	43994	47619	49044
First Time Student (New)	15024	14831	15699	17583	19774
First Time Transfer Student	17532	16150	16974	18945	20188
Returning Student	21283	22062	20826	21390	20671
Special Admit	3995	4525	5825	7871	9935
Full-time Student	25627	23168	23166	26285	28569
Adult Learners	39703	40892	39825	42396	43495

College

ARC	CRC	FLC	SCC	LRCCD
-----	-----	-----	-----	-------

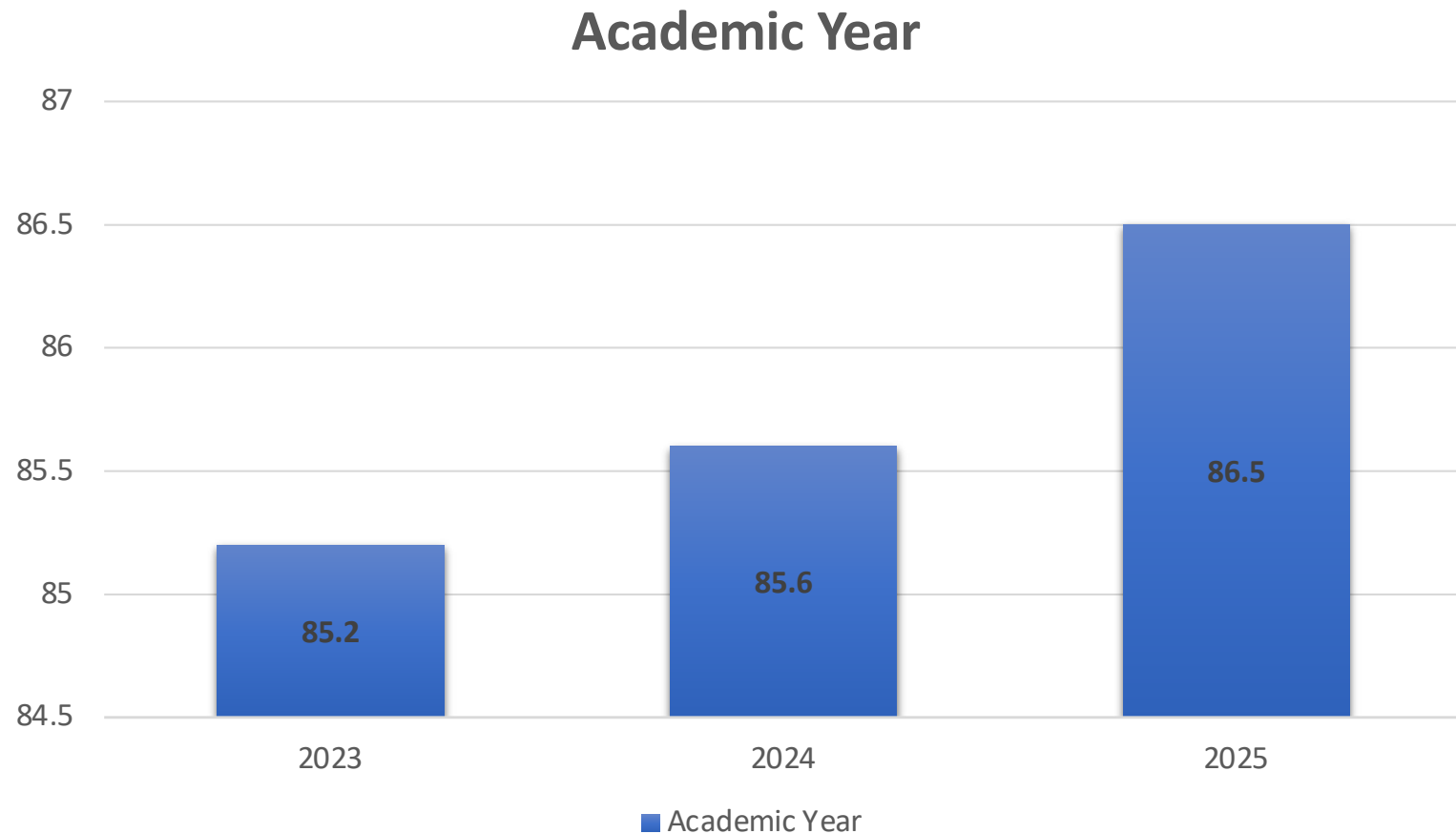
Student Characteristics

Age Group	Gender
Enrollment Status	Income Level
Race/Ethnicity	Student Instruction Mode

Unduplicated Headcount - Last Five Academic Years

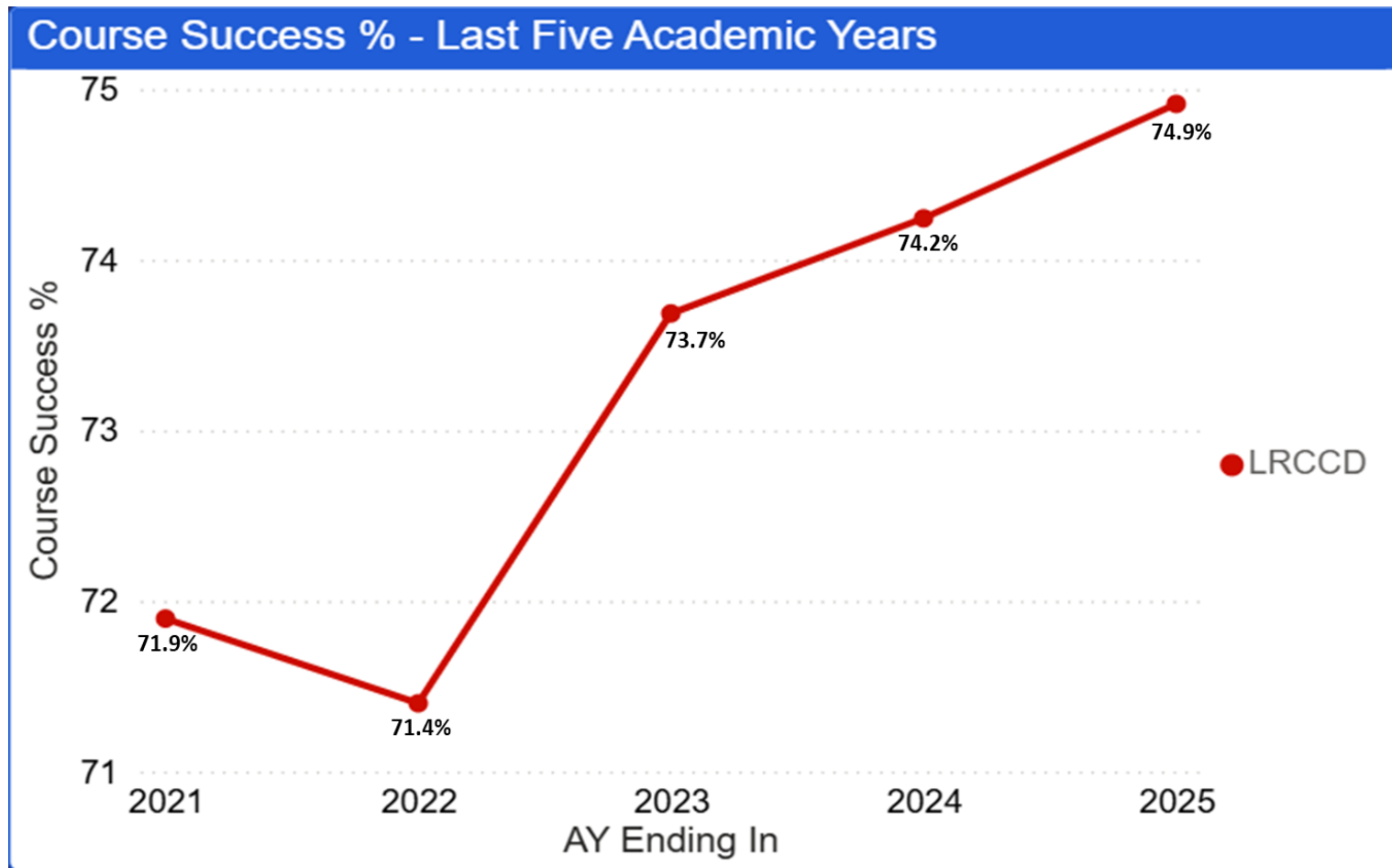
Value	2021	2022	2023	2024	2025
Continuing Student	46961	44871	43994	47619	49044
First Time Student (New)	15024	14831	15699	17583	19774
First Time Transfer Student	17532	16150	16974	18945	20188
Returning Student	21283	22062	20826	21390	20671
Special Admit	3995	4525	5825	7871	9935
Full-time Student	25627	23168	23166	26285	28569
Adult Learners	39703	40892	39825	42396	43495

Course retention rates are high (84.2-88.4%) and growing.

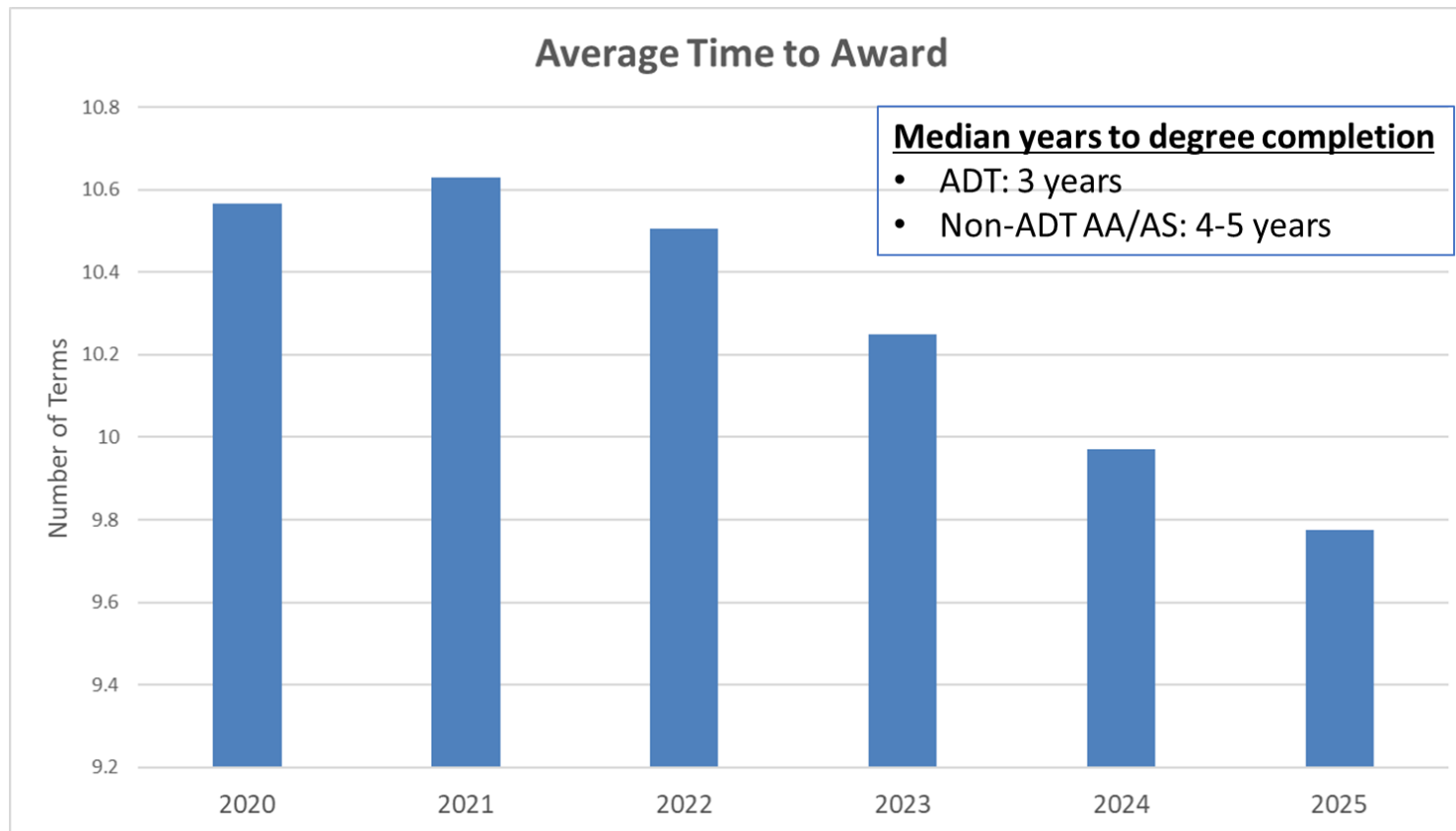


LOS RIOS
COMMUNITY
COLLEGE DISTRICT

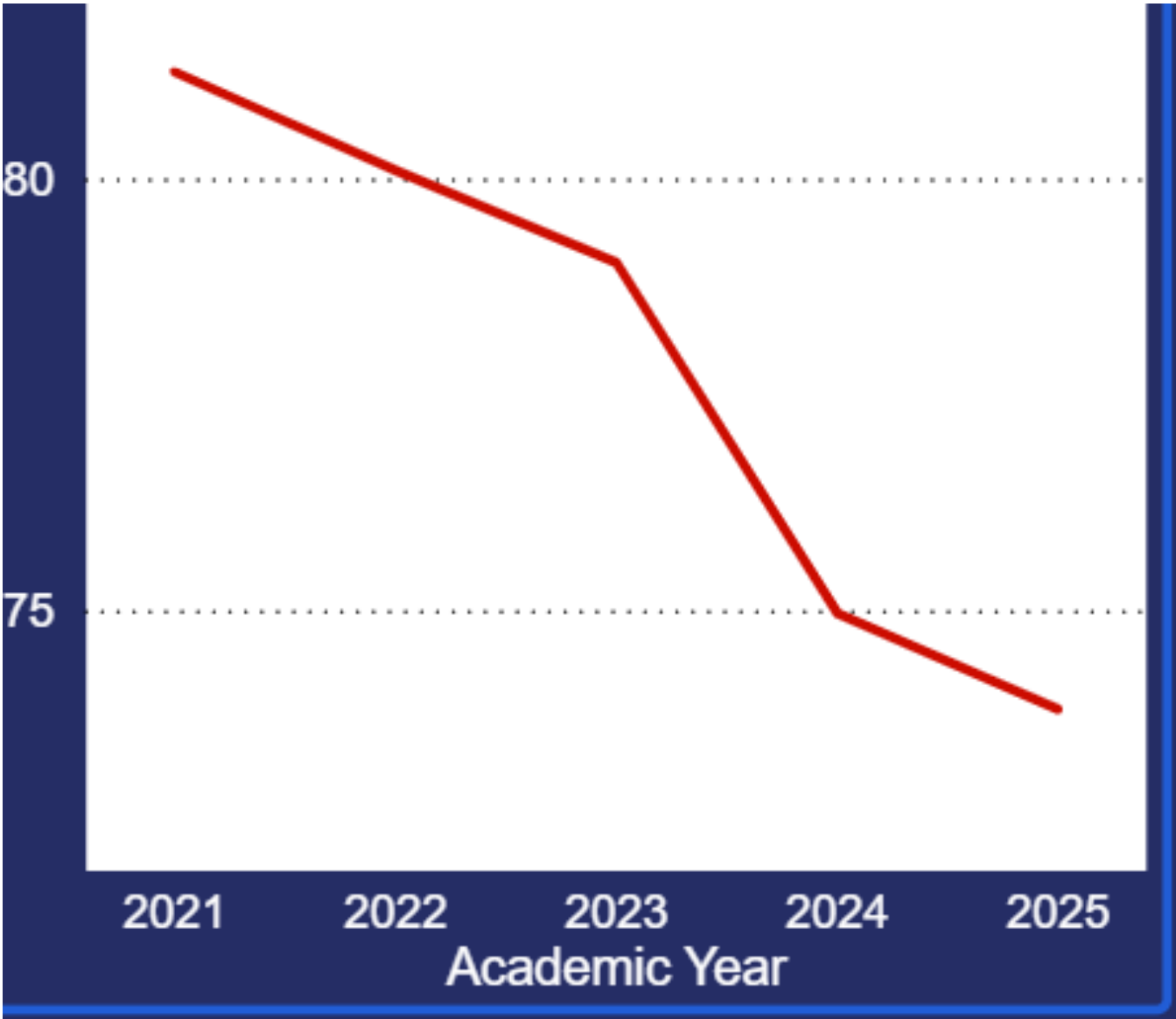
Course success rates continue to climb.



Time to award completion has decreased.

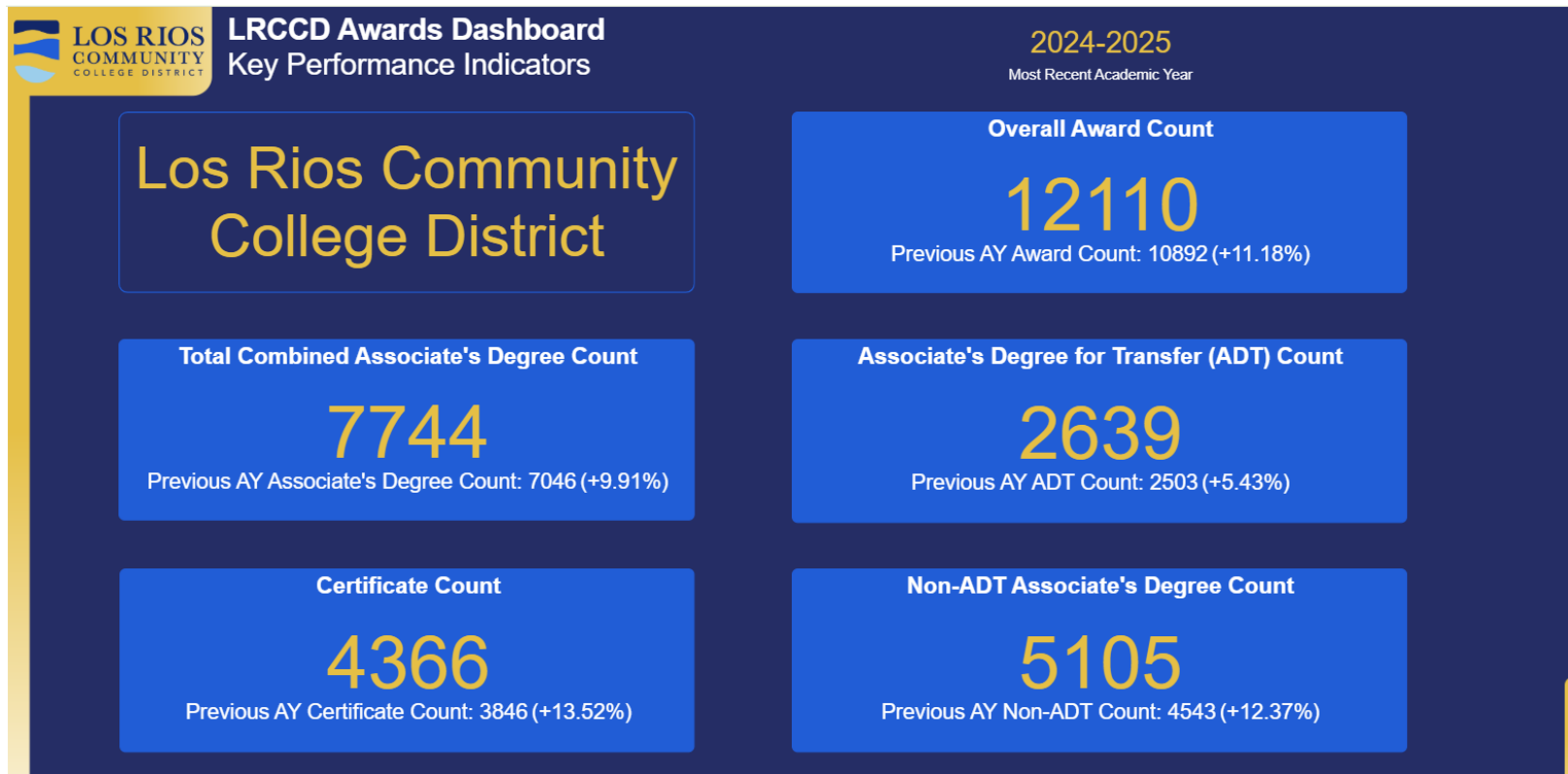


Students' average units accumulated before award completion has substantially decreased.



LOS RIOS
COMMUNITY
COLLEGE DISTRICT

Completion of awards (degrees & certificates) continues to increase.



CTE enrollment & completion has increased.



LOS RIOS
COMMUNITY
COLLEGE DISTRICT

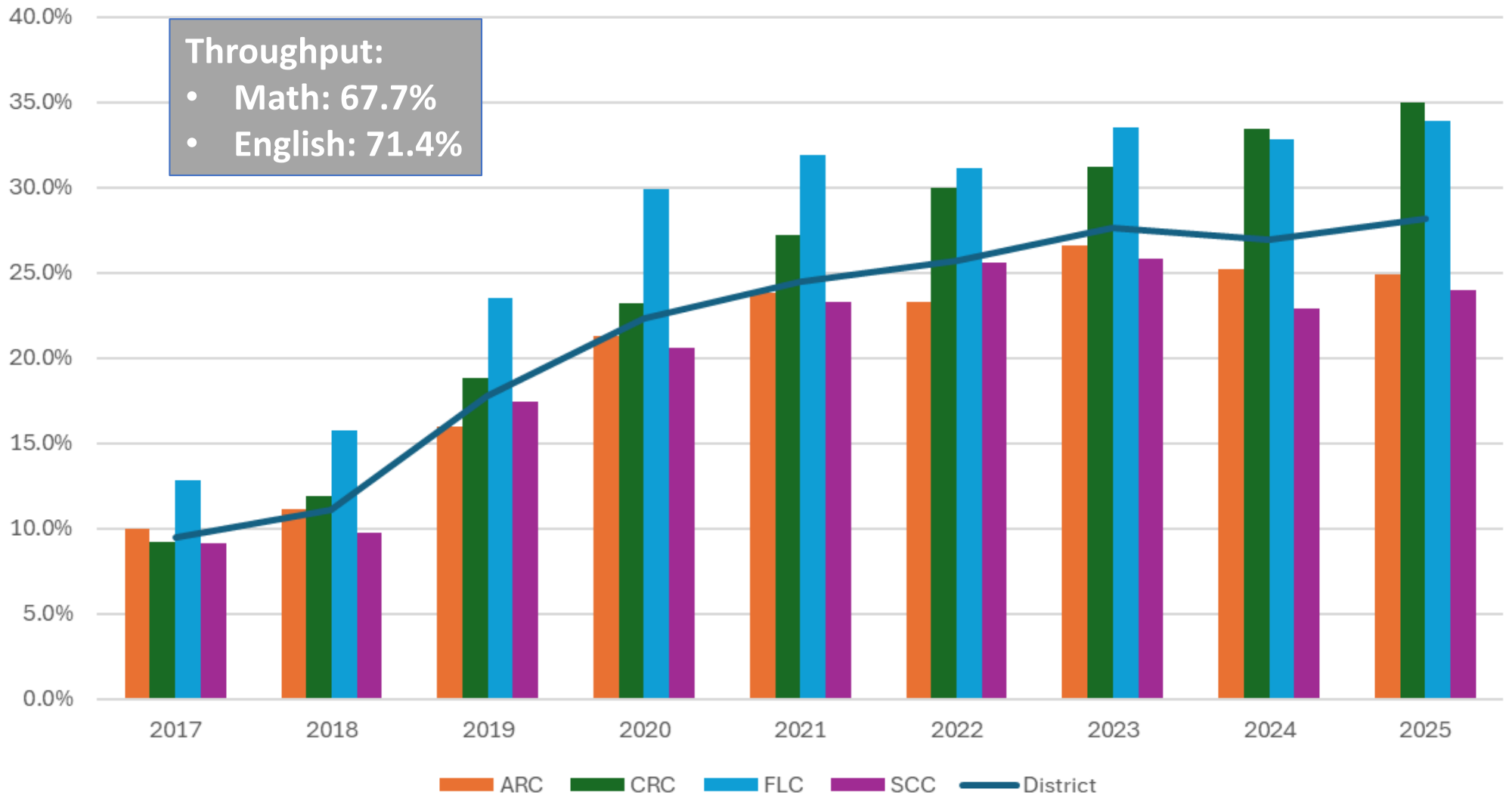
Areas of Improvement

- Transfer-level Math and English Completion: Transfer-level math and English completion rates have improved substantially, both within a student's first year and in throughput. Work is underway to provide students with the supports they need to improve those passage rates.
- Completion of 15 units in 1st Year: About half of our traditional students (fall start) complete 15 units in their first year. Colleges are planning strategies to increase these rates.



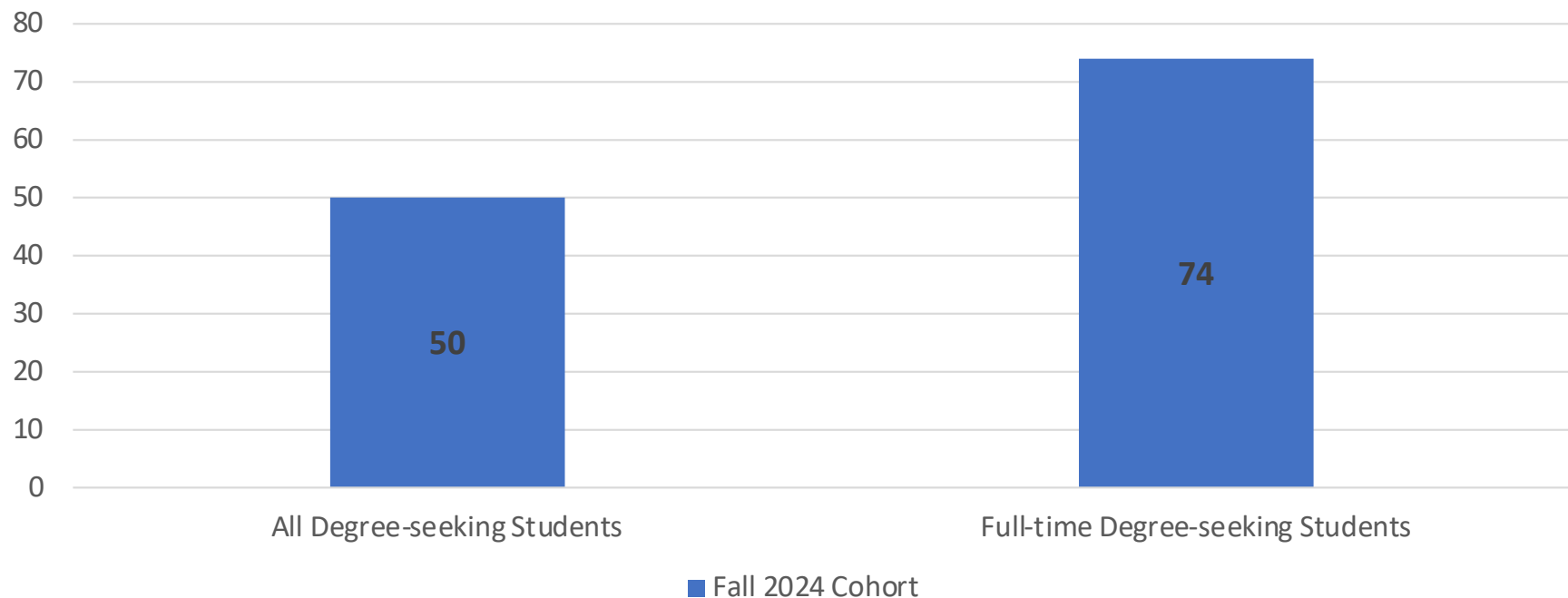
Math & English completion rates in a student's 1st year have increased.

Percent of Transfer-Intending Students Passing Transfer-level English & Math in First Year



Approximately 50% of our degree-seeking students complete 15 units in their first year.

Percent of Students Completing 15 Units – First Year





LOS RIOS
COMMUNITY
COLLEGE DISTRICT

Thank you!

