LOS RIOS COMMUNITY COLLEGE DISTRICT

1919 Spanos Court, Sacramento, CA 95825
Phone (916) 568-3071 FAX (916) 568-3145
Purchasing Department

Sacramento City College American River College Cosumnes River College Folsom Lake College

ADDENDUM NO. 1

ISSUE DATE: October 15, 2018

FLC Door Hardware and Cylinder Upgrade Project
LRCCD BID NO. 19005

Issued By:

LOS RIOS COMMUNITY COLLEGE DISTRICT
1919 Spanos Court, Sacramento, CA 95825
Phone (916) 568-3071 Fax (916) 568-3145

This addendum forms a part to the Contract Documents. The addendum items supersede and supplement all portions of the bidding documents with which it conflicts. All workmanship, materials, appliances and equipment which may be included in the following addendum items shall be of the same relative quality as described for similar work set forth in the general or main specifications of which these addendum items shall be considered a part.

This Addendum has been acknowledged in the space provided on the Bid Form and is considered part of the bid documents.

This Addendum consists of 33 pages.

1. RFI & responses – See attached page.
2. Remove & replace plan index - See attached.
3. Remove & replace plans – See attached.

"No Limitations"

KMM Services, Inc.
5433 El Camino Ave., Suite 5
Carmichael, CA 95608
Phone 916.359.4000 - Fax: 916.520.3831

Los Rios – Folsom Lake College - Hardware Bid Walk Questions and Answers

Q1. There are missing new hardware sections on the bid plans, primarily at the Gym and Playing Fields.
A1. The missing information for the New Hardware has been revised.

Q2. Hardware specification calls for a LC-28-10G05 Sargent lockset. The 05 represents office function. Based on the core specifications, not all locksets can be the 05 function. What is the actual lockset count by function and location?
A2. "05" has been changed to "*xx" and a notes section has been added with approved lockset options.

Q3. The new hardware components specification calls for a Von Duprin QEL RX, Von Duprin does not have a part number as stated in the spec. Based on the description, the part is the QEL with a rex switch. This would make the SDC RX switch also listed redundant.
A3. Use of QEL with integrated switch approved. Coordinate with district removal of SDC RX at panic locations.

Q4. The Adams Rite, EPT listed in hardware specifications is an incomplete part #. The part # needs to have a -1 or -2 at the end. Proper part cannot be determined from the plans as the degree of door swing is required to determine the proper part.
A4. Bid all instances as a "-2", decision on -1 or -2 can then be made on a case by case basis during site survey.

Q5. Will the Adams Rite EPT be used on all access control doors including those that have grouted frames? If not, will the substitute part along with door locations be determined pre or post bid.
A5. Bid the EPT and any instances that require adjustments will be addressed post-bid during the site survey.

Q6. Since it's not mentioned in the specifications, will the Warnock Hersey perfect raceway and label be required on all fire rated doors being core drilled.
A6. Yes, all modified rated doors shall be recertified and labeled.

Q7. What is the timing for delivery of the keys and cores for this project?
A7. Keys and cores will be ordered by district and distributed prior to start of construction.

Q8. There is no mention of field survey. What are the requirements for verifying specified parts at each door prior to ordering? If field survey is required, what is the allowed time for completion?
A8. Refer to Spec 01 11 00 Section 1.05 for Surrounding Site Condition Survey.

Q9. Bid calls for coordination of install with the access control contractor. Please elaborate on the Districts expectations. Also, should the access control company fall behind, what are next steps?
A9. Hardware Contactor shall make necessary time allotments in bid pricing for ALL coordination with Access Contractor.

SHEET NO.	DESCRIPTION
F-0-H000	COVER SHEET
F-0-H001	GENERAL DETAILS
F-0-H100	SITE PLAN
F-1-H210	ASPEN HALL - FIRST FLOOR PLAN (NORTH)
F-1-H211	ASPEN HALL - FIRST FLOOR PLAN (SOUTH)
F-1-H212	ASPEN HALL - HARDWARE LIST
F-1-H220	ASPEN HALL - SECOND FLOOR PLAN
F-2-H210	CYPRESS HALL - FIRST FLOOR PLAN
F-2-H211	CYPRESS HALL - HARDWARE LIST
F-2-H220	CYPRESS HALL - SECOND FLOOR PLAN
F-3-H210	BUCKEYE HALL - FLOOR PLAN
F-4-H210	DOGWOOD HALL - FIRST FLOOR PLAN
F-4-H220	DOGWOOD HALL - SECOND FLOOR PLAN
F-5-H200	LILAC HALL - BASEMENT FLOOR PLAN
F-5-H210	LILAC HALL - FIRST FLOOR PLAN
F-5-H220	LILAC HALL - SECOND FLOOR PLAN
F-6-H210	FALCON'S ROOST - FIRST FLOOR PLAN
F-6-H220	FALCON'S ROOST - SECOND FLOOR PLAN
F-7-H210	PHYSICAL EDUCATION - FIRST FLOOR PLAN
F-7-H220	PHYSICAL EDUCATION - SECOND FLOOR PLAN
F-9-H210	COLLEGE ADMINISTRATION - FIRST FLOOR PLAN
F-9-H220	COLLEGE ADMINISTRATION - SECOND FLOOR PLAN
F-10-H210	HARRIS CENTER FOR THE ARTS - FIRST FLOOR PLAN
F-10-H211	HARRIS CENTER FOR THE ARTS - HARDWARE LIST
F-10-H220	HARRIS CENTER FOR THE ARTS - SECOND FLOOR PLAN
F-11-H210	CAMPUS SERVICES - FIRST FLOOR PLAN
F-11-H220	CAMPUS SERVICES - SECOND FLOOR PLAN
F-30-H210	CENTRAL PLANT - FLOOR PLAN
F-31-H210	GYMNASIUM - FLOOR PLAN
F-31-H210	GYMNASIUM - HARDWARE LIST
F-32-H210	ATHLETIC FIELDS - FLOOR PLAN

ABBREVIATIONS:

ADF	AREA DISTRIBUTION FRAME
A.C.	ASPHALT COMPOSITION
ADC	ABOVE DROP CEILING
AFC	ABOVE FINISHED CEILING
AFF	ABOVE FINISHED FLOOR
AFG	ABOVE FINISHED GRADE
AP	ACCESS POINT
BD	BOARD
BDF	BUILDING DISTRIBUTION FRAME
BFC	BELOW FINISHED CEILING
BFF	BELOW FINISHED FLOOR
BFG	BELOW FINISHED GRADE
BICSI	BUILDING INDUSTRY CONSTRUCTION SERVICE INTERNATIONAL
BLDG	BUILDING
C	CONDUIT
CAB	CABINET
CAT	CATEGORY
CATV	CABLE TELEVISION
CL	CENTER LINE
CLG	CEILING COAX COAXIAL
CONT	CONTINUOUS
CTF	CUT TO FIT
DGP	DATA GATHERING PANEL
DIST	DISTRIBUTION
DN	DOWN
(E)	EXISTING
EC	EMPTY CONDUIT
ELEV	ELEVATION
EMT	ELECTRICAL METALLIC TUBING
FBO	FURNISHED BY OTHERS
FIN	FINISHED
FLEX	FLEXIBLE
FLR	FLOOR
FO	FIBER OPTIC
FPP	FIBER PATCH PANEL
FSP	FIBER SPLICE PANEL
GRC	GALVANIZED RIGID CONDUIT
G OR GB	GROUND BOX
HGT	HEIGHT
IDF	INTERMEDIATE DISTRIBUTION FRAME
IMC	INTERMEDIATE METAL CONDUIT
J OR JB	JUNCTION BOX
LAN	LOCAL AREA NETWORK
MDF	MAIN DISTRIBUTION FRAME
(N)	NEW
NTS	NOT TO SCALE
N/A OR NA	NOT APPLICABLE
NO	NUMBER
OC	ON CENTER
OFE	OWNER FURNISHED EQUIPMENT
OSP	OUTSIDE PLANT
PNL	PANEL
PVC	POLYVINYL CHLORIDE
RCDD	REGISTERED COMMUNICATION DESIGN DEVELOPER
RECEPT	RECEPTACLE
RM	ROOM
SHT	SHEET
SR	SURFACE RACEWAY
STD	STANDARD
TC	TELECOMMUNICATION CLOSET
TELE	TELEPHONE
TYP	TYPICAL
UG	UNDERGROUND
UON	UNLESS OTHERWISE NOTED
WAN	WIDE AREA NETWORK
WP	WEATHERPROOF

SYMBOL LEGEND:

ID	SYMBOL	DESCRIPTION	CONDUIT	HEIGHT A.F.F. U.N.O. ON FLOOR PLANS	WALL BOX	MANUFACTURER	MODEL	NOTES	DIVISION DETAIL GROUP / SPECIFIC DETAIL ID
1	###.#	DOOR ID TAG	N/A	N/A	N/A	N/A	N/A	SEE BUILDING HARDWARE SCHEDULE FOR ADDITIONAL INFORMATION	ALL F-0-H001

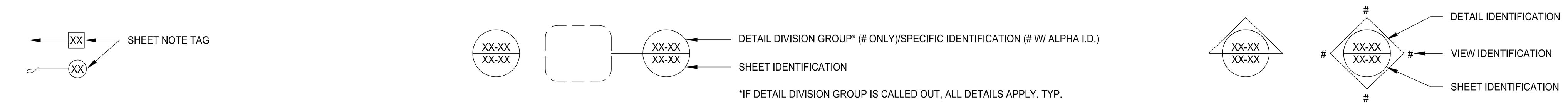

HARDWARE COMPONENTS

	ID	Description	Part Number	Finish	Manufacturer	Notes
Hardware	L	Non-Electrified Lockset (Std. Core)	28-10G*xxLL26D	626	Sargent	* = 37 - Classroom 38 - Security Classroom 05 - Office/Entry 04 - Storeroom
	EL	Electrified Lever Lockset (Std. Core)	28 10G71-24V LL LC	US26D	Sargent	
	LR	Electrified Latch Retraction Kit	QEL 50745 RX	NA	Von Duprin	Baseplate Only - 958003-00
	DH	D-Handle	As req'd			
	N	None-Reuse Existing Lockset	Existing			
Cylinder	1	Mortise Cylinder (IC Core)(Room Key)	337020xxS	13	Medeco	
	2A	Rim Cylinder (IC Core)(Room Key)	337020xxS	26	Medeco	
	2B or 3	Mortise Cylinder (Interior Maison Key)	337020xxS	26	Medeco	
	4A	Lockset Cylinder (Std. Core)(Room Key-Interior Maison Key)	20T0901 GGMK	26	Medeco	
	4B	Lockset Cylinder (Std. Core)(Room Key)	20T0901 GGMK	26	Medeco	
	5	Lockset Cylinder (Std. Core)(Room Key-Interior Thumb Turn)	20T0901 GGMK	26	Medeco	
	6	Lockset Cylinder (Std. Core)(Room Key-Interior Blank)	20T0901 GGMK	26	Medeco	
Accessory	A	IC Core	3xxx Series as req'd per cylinder	26	Medeco	
	B	RX Switch Kit	LRVD1R		Security Door Controls	
	C	Electric Power Transfer	AR4612		AdamsRite	
	D	Door Contact	195-12WG, 199-12WG, 413PWG, 4532D-36, 4482A	NA	GRI	
	G	Cover Plate	As req'd	630	Don Jo	
	H1	Rim Exit Device	98NL 990NL(Std)	US32D	Von Duprin	
	H2	Rim Exit Device	35A-NL 386NL	US26D	Von Duprin	
	J	Trim Exit Device	990NL	US26D	Von Duprin	
	K	Concealed Vertical Rod Exit	3547A-NL 386NL	313	Von Duprin	
	M	Hardware Balance	Re-use existing			
	N	Dogging Push-Button	MAV0120/3D2GN024		Bulgin	

1

DIVISION 08 DOOR HARDWARE SUMMARY SCOPE OF WORK:

1. THESE ELECTRONIC ACCESS DRAWINGS ARE FOR PERFORMANCE DESIGN USE ONLY AND NOT INTENDED FOR CONTRACTOR MATERIALS, QUANTITIES, AND INSTALLATION CONSTRUCTION DOCUMENT.
2. PROJECT SHALL INSTALL NEW OR ADD TO EXISTING SECURITY (ELK) AND ACCESS (IMRON) SYSTEMS IN A MANNER THAT WILL NOT DISABLE EXISTING SYSTEMS MORE THAN 24 HOURS.
3. CONTRACTOR SHALL PROVIDE THE DISTRICT/DESIGN CONSULTANT WITH SHOP DRAWINGS TO BE APPROVED PRIOR TO WORK BEING PERFORMED AS OUTLINED IN THE SPECIFICATIONS (SECTION 01 33 00, PART 1.6 SHOP DRAWINGS). ANY AND ALL WORK PERFORMED WITHOUT DISTRICT/DESIGN CONSULTANT APPROVAL SHALL BE AT THE SOLE RISK AND COST OF CONTRACTOR.
4. WHERE DRAWINGS ARE DIAGRAMMATIC SHOWING ONLY THE GENERAL PERFORMANCE OF THE SYSTEMS, THE CONTRACTOR SHALL HAVE THE RESPONSIBILITY FOR THE FITTING OF MATERIALS AND EQUIPMENT TO OTHER PARTS OF THE EQUIPMENT AND STRUCTURE AS REQUIRED.
5. CONTRACTOR SHALL FURNISH AND INSTALL ALL RELATED ACCESS CONTROL ELECTRIFIED DOOR HARDWARE AS SHOWN ON THE DESIGN SHEETS AND AS DEFINED IN THE CONTRACTOR APPROVED SHOP DRAWINGS.
6. CONTRACTOR SHALL INSTALL ELECTRIFIED DOOR HARDWARE AT SPECIFIED LOCATIONS FIRST AND THEN COORDINATE WITH ACCESS CONTROL DIVISION 28 CONTRACTOR FOR COMPLETION OF DOOR OPENING CABLE TERMINATION, COMMISSIONING, TESTING, AND ACCEPTANCE. AT COMPLETION OF ELECTRIFIED DOOR HARDWARE INSTALL DIVISION 08 CONTRACTOR SHALL INSTALL REMAINING NON-ELECTRIFIED DOOR HARDWARE AS SPECIFIED.

PROJECT CODES AND STANDARDS

PARTIAL LIST OF APPLICABLE CODES AND STANDARDS
EFFECTIVE : JANUARY 1, 2017

2016 CALIFORNIA ADMINISTRATIVE CODE (CAC), CCR, TITLE 24, PART 1

2016 CALIFORNIA BUILDING CODE (CBC), CCR, TITLE 24, PART 2 (2015 INTERNATIONAL BUILDING CODE WITH CALIFORNIA AMENDMENTS)

2016 CALIFORNIA ELECTRICAL CODE (CEC), CCR, TITLE 24, PART 3 (2014 NATIONAL ELECTRICAL CODE WITH CALIFORNIA AMENDMENTS)

2016 CALIFORNIA MECHANICAL CODE (CMC), CCR, TITLE 24, PART 4 (2015 UNIFORM MECHANICAL CODE, WITH CALIFORNIA AMENDMENTS)

2016 CALIFORNIA PLUMBING CODE (CPC), CCR, TITLE 24, PART 5 (2015 UNIFORM PLUMBING CODE, WITH CALIFORNIA AMENDMENTS)

2016 CALIFORNIA ENERGY CODE, CCR, TITLE 24, PART 6

2016 CALIFORNIA FIRE CODE (CFC), CCR, TITLE 24, PART 9 (2015 INTERNATIONAL FIRE CODE WITH CALIFORNIA AMENDMENTS)

2016 CALIFORNIA GREEN BUILDING STANDARDS CODE, CCR, TITLE 24, PART 11

2016 CALIFORNIA REFERENCED STANDARDS CODE, CCR, TITLE 24, PART 12

2016 NFPA 72: NATIONAL FIRE ALARM AND SIGNALING CODE, NATIONAL FIRE PROTECTION ASSOCIATION

PROJECT GENERAL NOTES:

1. CONTRACTOR TO REPORT ANY DOOR DEFICIENCIES OR DOOR REPAIRS TO DISTRICT IN A WRITTEN REPORT FOR REVIEW PRIOR TO ANY ACTION BY THE CONTRACTOR.
2. CONTRACTOR SHALL USE VON DUPRIN 99 SERIES LATCH RETRACTION KITS. SDC RETROFIT KITS NOT ALLOWED.
3. IC MEDICO REQUIRES SARGENT LARGE FORMAT CYLINDER IC PREP FOR RIM AND MORTISE FOR OWNER PROVIDED CORES.
4. DOOR LOOPS SHALL BE AVOIDED AS MUCH AS POSSIBLE. ANY USE OF DOOR LOOPS MUST BE APPROVED BY IOR OR DISTRICT PM.
3. ALL UNUSED EQUIPMENT, DEVICES AND/OR MATERIALS TO BE RETURNED TO THE DISTRICT PRIOR TO COMPLETION.

SHEET INDEX:

SHEET NO.	DESCRIPTION
F-0-H000	COVER SHEET
F-0-H001	GENERAL DETAILS
F-0-H100	SITE PLAN
F-1-H210	ASPEN HALL - FIRST FLOOR PLAN (NORTH)
F-1-H211	ASPEN HALL - FIRST FLOOR PLAN (SOUTH)
F-1-H212	ASPEN HALL - HARDWARE LIST
F-1-H220	ASPEN HALL - SECOND FLOOR PLAN
F-2-H210	CYPRESS HALL - FIRST FLOOR PLAN
F-2-H211	CYPRESS HALL - HARDWARE LIST
F-2-H220	CYPRESS HALL - SECOND FLOOR PLAN
F-3-H210	BUCKEYE HALL - FLOOR PLAN
F-4-H210	DOGWOOD HALL - FIRST FLOOR PLAN
F-4-H220	DOGWOOD HALL - SECOND FLOOR PLAN
F-5-H200	LILAC HALL - BASEMENT FLOOR PLAN
F-5-H210	LILAC HALL - FIRST FLOOR PLAN
F-5-H220	LILAC HALL - SECOND FLOOR PLAN
F-6-H210	FALCON'S ROOST - FIRST FLOOR PLAN
F-6-H220	FALCON'S ROOST - SECOND FLOOR PLAN
F-7-H210	PHYSICAL EDUCATION - FIRST FLOOR PLAN
F-7-H220	PHYSICAL EDUCATION - SECOND FLOOR PLAN
F-9-H210	COLLEGE ADMINISTRATION - FIRST FLOOR PLAN
F-9-H220	COLLEGE ADMINISTRATION - SECOND FLOOR PLAN
F-10-H210	HARRIS CENTER FOR THE ARTS - FIRST FLOOR PLAN
F-10-H211	HARRIS CENTER FOR THE ARTS - HARDWARE LIST
F-10-H220	HARRIS CENTER FOR THE ARTS - SECOND FLOOR PLAN
F-11-H210	CAMPUS SERVICES - FIRST FLOOR PLAN
F-11-H220	CAMPUS SERVICES - SECOND FLOOR PLAN
F-30-H210	CENTRAL PLANT - FLOOR PLAN
F-31-H210	GYMNASIUM - FLOOR PLAN
F-31-H211	GYMNASIUM - HARDWARE LIST
F-32-H210	ATHLETIC FIELDS - FLOOR PLAN

KMM SERVICES, INC
TECHNOLOGY & FIRE LIFE SAFETY
5433 El Camino Ave. Suite 5
Carmichael, CA 95608
Office: (916) 359-4000 Fax: (916) 520-3831
www.kmmservices.com

LICENSE STAMPS

Copyright © 2018
These drawings and specifications and the ideas, designs and arrangements represented thereby are and shall remain the property of KMM Services, Inc. and no part thereof shall be copied disclosed to others, or used in connection with any other work or project other than the specific project for which they have been prepared and developed without the written consent of KMM Services, Inc. Visual contact with these drawings or specifications shall constitute conclusive evidence of these restrictions.

IF DRAWING IS NOT 30"X42" IT IS A REDUCED PRINT

SHEET REVISIONS

DELTA	DESCRIPTION	DATE
1	ADDENDUM 01	2018–10–15

SITE KEY PLAN

APPROVALS

LOS RIOS COMMUNITY COLLEGE DISTRICT

FOLSOM LAKE COLLEGE
10 COLLEGE PARKWAY
FOLSOM, CA 95630

PROJECT

LOS RIOS CCD

DOOR HARDWARE AND CYLINDER UPGRADE FOLSOM LAKE COLLEGE

SHEET TITLE

COVER SHEET

DRAWING STATUS

PERFORMANCE DOCUMENTS

PROJECT NO:	–
BID PACKAGE:	–
DESIGNED BY:	JZ/JG
SCALE:	AS PER PLAN
ISSUE DATE:	2018–08–31
WORKING DATE:	2018–10–15

SHEET

F-0-H000

1

Login Name: jgoodin
Plot Date: October 12, 2018 - 4:16 pm
File Name: C:\Users\jgoodin\appdata\local\temp\AcPublish_11096\F-0-H000 (Cover).dwg
XREFS: X_KMM_Arch_E1 - Hardware ; X_Hardware Groups

NOT USED

NOT USED

NOT USED

NOT USED

NOT USED

NOT USED

NOT USED

NOT USED

NOT USED

NOT USED

NOT USED

NOT USED

NOT USED

NOT USED

CONTRACTOR TO REMOVE
LOCKNETIC READERS
AND PROVIDE COVER PLATE
MADE OF LIKE MATERIAL

6 DOOR CONTORL LOCKNETIS DETAIL
SCALE: NONE

CONTRACTOR TO REMOVE
LOCKNETIC READERS
AND PROVIDE COVER PLATE
MADE OF LIKE MATERIAL

BEFORE

AFTER

3 EXISTING DOOR MOUNTED LOCKNETICS READERS
SCALE: NONE

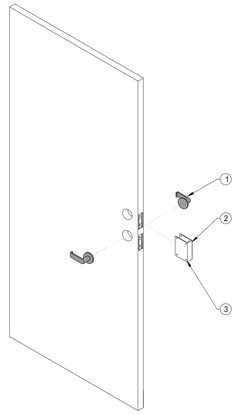

SCHEDULE 1.1

KEYNOTE	DESCRIPTION
1	SARGENT LEVER (SEE DOOR HARDWARE SCHEDULE)
2	COVER PLATE
3	STAINLESS STEEL TAMPER SCREWS

5 DEADBOLT REPAIR DETAIL
SCALE: NONE

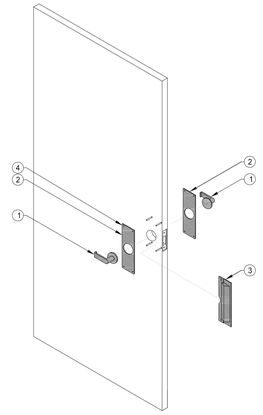

SCHEDULE 1.1

KEYNOTE	DESCRIPTION
1	SARGENT LEVER (SEE DOOR HARDWARE SCHEDULE)
2	COVER PLATE
3	LATCH PROTECTION (EXTERIOR DOORS ONLY)
4	STAINLESS STEEL TAMPER SCREWS TYP.

2 DOOR MOUNTED LOCKNETIS REPAIR DETAIL
SCALE: NONE

CONTRACTOR TO PROVED DON JO
COVER PLATE TO COVER ALL PRE-EXISTING
DOOR REPAIRS

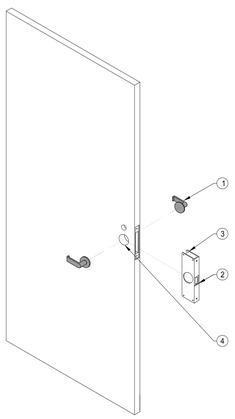

SCHEDULE 1,1

KEYNOTE	DESCRIPTION
1	SARGENT LEVER (SEE DOOR HARDWARE SCHEDULE)
2	DEADBOLT CLOSER
3	STAINLESS STEEL TAMPER SCREWS
4	BORE DOOR TO ACCEPT CYLINDRICAL LEVER

4 FULL MORTISE REPAIR DETAIL
SCALE: NONE

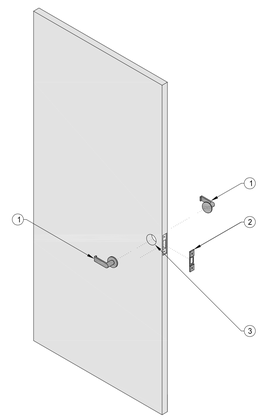

SCHEDULE 1.1

KEYNOTE	DESCRIPTION
1	SARGENT LEVER (SEE DOOR HARDWARE SCHEDULE)
2	SARGENT 6010 OR EQUAL
3	BORE DOOR TO ACCEPT CYLINDRICAL LEVER

1 SARGENT INTEGRA REPAIR DETAIL
SCALE: NONE

Logo Name: ppcpb
Plot Date: October 12, 2018 - 4:8 pm
File Name: L:\Los Rios CCD_Key Access\3_FLCH_ACAD\Hardware\F-0-H001 Details\.dwg
Plotted by: Jeff Allen - EFI - VersaWorks

KMM SERVICES, INC
TECHNOLOGY & FIRE LIFE SAFETY

5433 El Camino Ave. Suite 5
Carmichael, CA 95608
Office: (916) 359-4000 Fax: (916) 520-3831
www.kmmservices.com

LICENSE STAMPS

Copyright © 2018
These drawings and specifications and the ideas, designs and arrangements represented thereby are and shall remain the property of KMM Services, Inc. and no part thereof shall be copied disclosed to others, or used in connection with any other work or project other than the specific project for which they have been prepared and developed without the written consent of KMM Services, Inc. Visual contact with these drawings or specifications shall constitute conclusive evidence of these restrictions.

IF DRAWING IS NOT 30"X42" IT IS A REDUCED PRINT

SHEET REVISIONS

DELTA	DESCRIPTION	DATE
1	ADDENDUM 01	2018-10-15

SITE KEY PLAN

APPROVALS

LOS RIOS COMMUNITY COLLEGE DISTRICT

FOLSOM LAKE COLLEGE
10 COLLEGE PARKWAY
FOLSOM, CA 95630

PROJECT

LOS RIOS CCD

DOOR HARDWARE AND CYLINDER UPGRADE
FOLSOM LAKE COLLEGE

SHEET TITLE

GENERAL DETAILS

DRAWING STATUS

PERFORMANCE DOCUMENTS

PROJECT NO:	--
BID PACKAGE:	--
DESIGNED BY:	JZ/JG
SCALE:	AS PER PLAN
ISSUE DATE:	2018-08-31
WORKING DATE:	2018-10-15

SHEET

F-0-H001

BUILDING IDENTIFICATION:

1. ASPEN HALL (FL1)
2. CYPRESS HALL (FL2)
3. BUCKEYE HALL (FL3)
4. DOGWOOD HALL (FL4)
5. LILAC HALL (FL5)
6. FALCON'S ROOST
7. PHYSICAL EDUCATION
9. COLLEGE ADMINISTRATION
10. HARRIS CENTER FOR THE ARTS
11. CAMPUS SERVICES
30. CENTRAL PLANT
31. GYMNASIUM

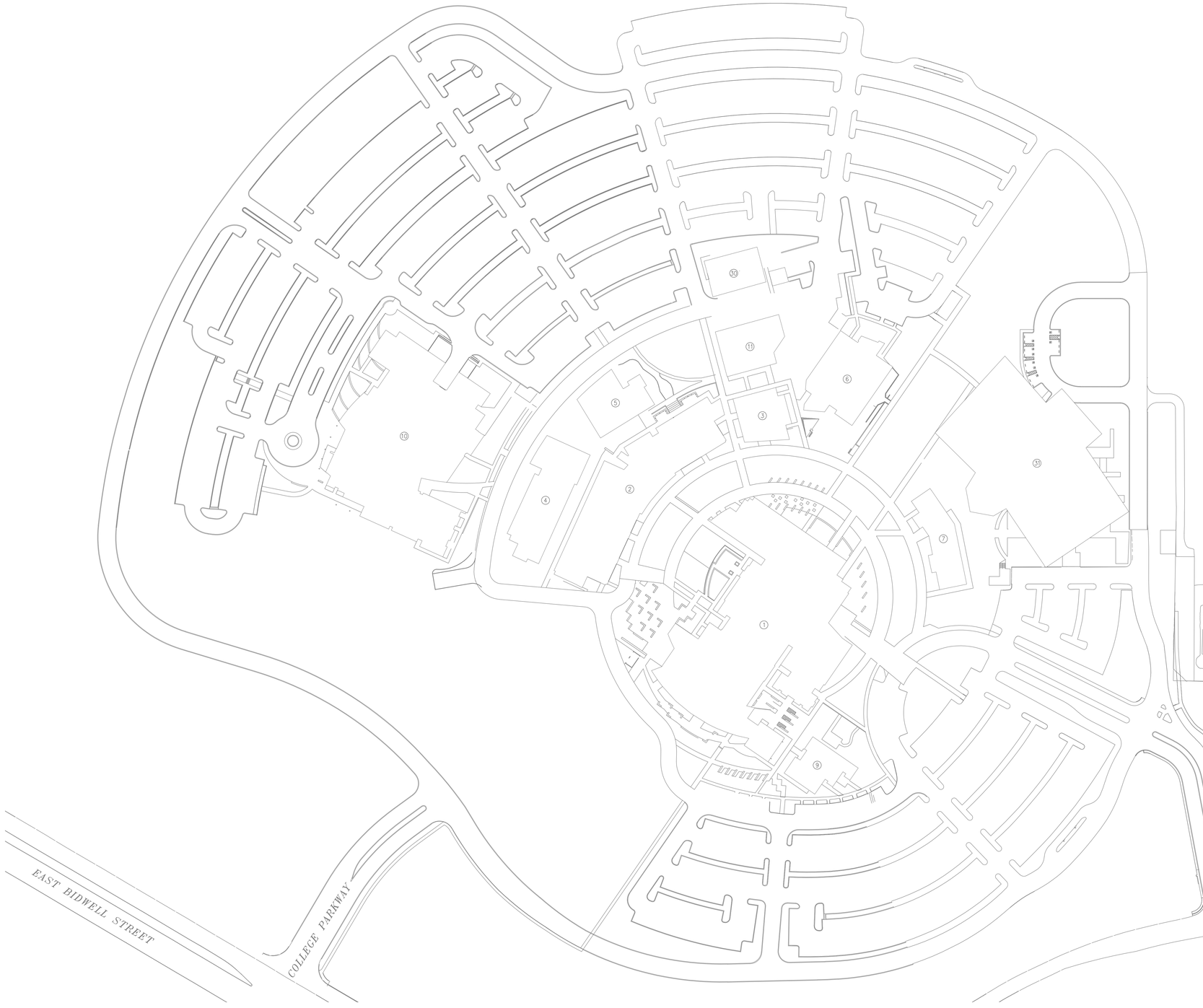

SITE PLAN

SCALE : 1"=100'-0"

0 100 200

KMM SERVICES, INC
TECHNOLOGY & FIRE LIFE SAFETY
5433 El Camino Ave. Suite 5
Carmichael, CA 95608
Office: (916) 359-4000 Fax: (916) 520-3831
www.kmmservices.com

LICENSE STAMPS

Copyright © 2018
These drawings and specifications and the ideas, designs and arrangements represented thereby are and shall remain the property of KMM Services, Inc. and no part thereof shall be copied disclosed to others, or used in connection with any other work or project other than the specific project for which they have been prepared and developed without the written consent of KMM Services, Inc. Visual contact with these drawings or specifications shall constitute conclusive evidence of these restrictions.

IF DRAWING IS NOT 30"X42" IT IS A REDUCED PRINT

SHEET REVISIONS

DELTA	DESCRIPTION	DATE
1	ADDENDUM 01	2018-10-15

SITE KEY PLAN

APPROVALS

LOS RIOS COMMUNITY COLLEGE DISTRICT

FOLSOM LAKE COLLEGE
10 COLLEGE PARKWAY
FOLSOM, CA 95630

PROJECT

LOS RIOS CCD
DOOR HARDWARE AND CYLINDER UPGRADE
FOLSOM LAKE COLLEGE

SHEET TITLE

SITE PLAN

DRAWING STATUS

PERFORMANCE DOCUMENTS

PROJECT NO:	--
BID PACKAGE:	--
DESIGNED BY:	JZ/JG
SCALE:	AS PER PLAN
ISSUE DATE:	2018-08-31
WORKING DATE:	2018-10-15

SHEET

F-0-H100

Login Name: gpurpi
Plot Date: October 12, 2018 - 4:16 pm
File Name: L:\Los Rios CCD_Key Access\DJ_FLC_ACAD\Hardware\F-0-H100 Site3.dwg
Xrefs: ISO A1 (841.00 x 594.00 MM).ctb, Arch - E1 - Half.ctb

HARDWARE GENERAL NOTE(S):

1. SEE F-xx-H2x SHEETS FOR EQUIPMENT SCHEDULE AND HARDWARE INFORMATION.

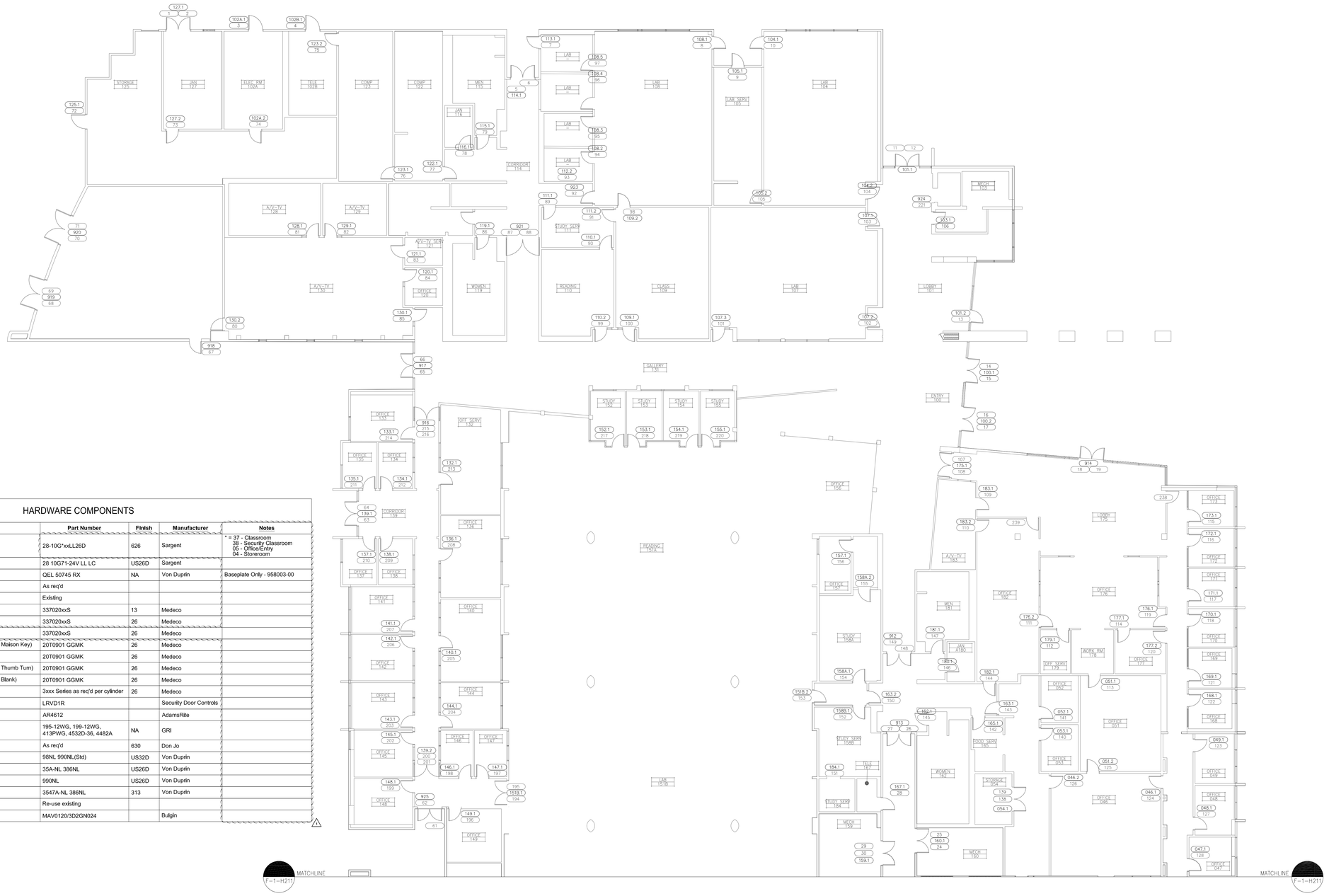

HARDWARE COMPONENTS

ID		Description	Part Number	Finish	Manufacturer	Notes
Hardware	L	Non-Electrified Lockset (Std. Core)	28-10G*xxLL26D	626	Sargent	* = 37 - Classroom 38 - Security Classroom 05 - Office/Entry 04 - Storeroom
	EL	Electrified Lever Lockset (Std. Core)	28 10G71-24V LL LC	US26D	Sargent	
	LR	Electrified Latch Retraction Kit	QEL 50745 RX	NA	Von Duprin	Baseplate Only - 958003-00
	DH	D-Handle	As req'd			
	N	None-Reuse Existing Lockset	Existing			
Cylinder	1	Mortise Cylinder (IC Core)(Room Key)	337020xxS	13	Medeco	
	2A	Rim Cylinder (IC Core)(Room Key)	337020xxS	26	Medeco	
	2B or 3	Mortise Cylinder (Interior Maison Key)	337020xxS	26	Medeco	
	4A	Lockset Cylinder (Std. Core)(Room Key-Interior Maison Key)	20T0901 GGMK	26	Medeco	
	4B	Lockset Cylinder (Std. Core)(Room Key)	20T0901 GGMK	26	Medeco	
	5	Lockset Cylinder (Std. Core)(Room Key-Interior Thumb Turn)	20T0901 GGMK	26	Medeco	
	6	Lockset Cylinder (Std. Core)(Room Key-Interior Blank)	20T0901 GGMK	26	Medeco	
Accessory	A	IC Core	3xxx Series as req'd per cylinder	26	Medeco	
	B	RX Switch Kit	LRVD1R		Security Door Controls	
	C	Electric Power Transfer	AR4612		AdamsRite	
	D	Door Contact	195-12WG, 199-12WG, 413PWG, 4532D-36, 4482A	NA	GRI	
	G	Cover Plate	As req'd	630	Don Jo	
	H1	Rim Exit Device	98NL 990NL(Std)	US32D	Von Duprin	
	H2	Rim Exit Device	35A-NL 386NL	US26D	Von Duprin	
	J	Trim Exit Device	990NL	US26D	Von Duprin	
	K	Concealed Vertical Rod Exit	3547A-NL 386NL	313	Von Duprin	
	M	Hardware Balance	Re-use existing			
	N	Dogging Push-Button	MAV0120/3D2GN024		Bulgin	

ASPEN HALL - FIRST FLOOR PLAN (NORTH)

SCALE : 3/32"=1'

0 5 10 15 20

KMM SERVICES, INC
TECHNOLOGY & FIRE LIFE SAFETY
5433 El Camino Ave. Suite 5
Carmichael, CA 95608
Office: (916) 359-4000 Fax: (916) 520-3831
www.kmmservices.com

LICENSE STAMPS

Copyright © 2018

These drawings and specifications and the ideas, designs and arrangements represented thereby are and shall remain the property of KMM Services, Inc. and no part thereof shall be copied disclosed to others, or used in connection with any other work or project other than the specific project for which they have been prepared and developed without the written consent of KMM Services, Inc. Visual contact with these drawings or specifications shall constitute conclusive evidence of these restrictions.

IF DRAWING IS NOT 30"X42" IT IS A REDUCED PRINT

SHEET REVISIONS

DELTA	DESCRIPTION	DATE
1	ADDENDUM 01	2018-10-15

SITE KEY PLAN

APPROVALS

LOS RIOS COMMUNITY COLLEGE DISTRICT

FOLSOM LAKE COLLEGE
10 COLLEGE PARKWAY
FOLSOM, CA 95630

PROJECT

LOS RIOS CCD

DOOR HARDWARE AND CYLINDER UPGRADE
FOLSOM LAKE COLLEGE

SHEET TITLE

ASPEN HALL - FIRST FLOOR PLAN (NORTH)

DRAWING STATUS

PERFORMANCE DOCUMENTS

PROJECT NO:	–
BID PACKAGE:	–
DESIGNED BY:	JZ/JG
SCALE:	AS PER PLAN
ISSUE DATE:	2018-08-31
WORKING DATE:	2018-10-15

SHEET

F-1-H210

Login Name: gjacob
Plot Date: October 12, 2018 - 4:16 pm
File Name: L:\Los Rios CCD_Key Access\DLR\CLIENT_ACAD\Hardware\F-1-H210_211 Folsom Hall.dwg
Plot Name: L:\Los Rios CCD_Key Access\DLR\CLIENT_ACAD\Hardware\Styles\ctb1_1_1.ctb Layout: 1_Aspen Hall_First

HARDWARE COMPONENTS

	ID	Description	Part Number	Finish	Manufacturer	Notes
Hardware	L	Non-Electrified Lockset (Std. Core)	28-10G*xxLL26D	626	Sargent	* = 37 - Classroom 38 - Security Classroom 05 - Office/Entry 04 - Storeroom
	EL	Electrified Lever Lockset (Std. Core)	28 10G71-24V LL LC	US26D	Sargent	
	LR	Electrified Latch Retraction Kit	QEL 50745 RX	NA	Von Duprin	Baseplate Only - 958003-00
	DH	D-Handle	As req'd			
	N	None-Reuse Existing Lockset	Existing			
Cylinder	1	Mortise Cylinder (IC Core)(Room Key)	337020xxS	13	Medeco	
	2A	Rim Cylinder (IC Core)(Room Key)	337020xxS	26	Medeco	
	2B or 3	Mortise Cylinder (Interior Maison Key)	337020xxS	26	Medeco	
	4A	Lockset Cylinder (Std. Core)(Room Key-Interior Maison Key)	20T0901 GGMK	26	Medeco	
	4B	Lockset Cylinder (Std. Core)(Room Key)	20T0901 GGMK	26	Medeco	
	5	Lockset Cylinder (Std. Core)(Room Key-Interior Thumb Turn)	20T0901 GGMK	26	Medeco	
	6	Lockset Cylinder (Std. Core)(Room Key-Interior Blank)	20T0901 GGMK	26	Medeco	
Accessory	A	IC Core	3xxx Series as req'd per cylinder	26	Medeco	
	B	RX Switch Kit	LRVD1R		Security Door Controls	
	C	Electric Power Transfer	AR4612		AdamsRite	
	D	Door Contact	195-12WG, 199-12WG, 413PWG, 4532D-36, 4482A	NA	GRI	
	G	Cover Plate	As req'd	630	Don Jo	
	H1	Rim Exit Device	98NL 990NL(Std)	US32D	Von Duprin	
	H2	Rim Exit Device	35A-NL 386NL	US26D	Von Duprin	
	J	Trim Exit Device	990NL	US26D	Von Duprin	
	K	Concealed Vertical Rod Exit	3547A-NL 386NL	313	Von Duprin	
	M	Hardware Balance	Re-use existing			
	N	Dogging Push-Button	MAV0120/3D2GN024		Bulgin	

HARDWARE GENERAL NOTE(S):

1. SEE F-xx-H2x SHEETS FOR EQUIPMENT SCHEDULE AND HARDWARE INFORMATION.

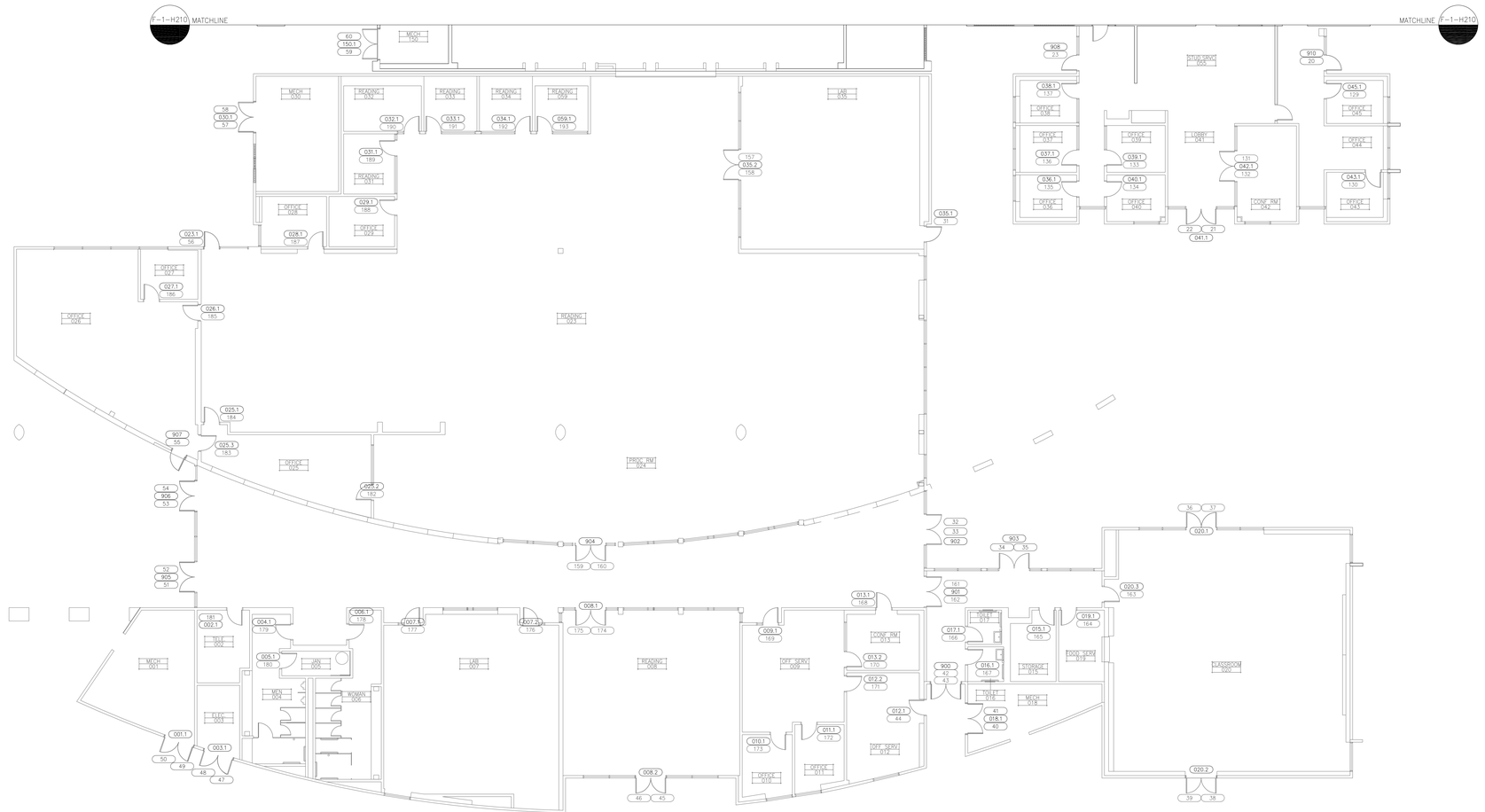

ASPEN HALL - FIRST FLOOR PLAN (SOUTH)

SCALE : 3/32"=1'

0 5 10 15 20

KMM SERVICES, INC
TECHNOLOGY & FIRE LIFE SAFETY
5433 El Camino Ave. Suite 5
Carmichael, CA 95608
Office: (916) 359-4000 Fax: (916) 520-3831
www.kmmservices.com

LICENSE STAMPS

Copyright © 2018
These drawings and specifications and the ideas, designs and arrangements represented thereby are and shall remain the property of KMM Services, Inc. and no part thereof shall be copied disclosed to others, or used in connection with any other work or project other than the specific project for which they have been prepared and developed without the written consent of KMM Services, Inc. Visual contact with these drawings or specifications shall constitute conclusive evidence of these restrictions.

IF DRAWING IS NOT 30"X42" IT IS A REDUCED PRINT

SHEET REVISIONS

DELTA	DESCRIPTION	DATE
1	ADDENDUM 01	2018-10-15

SITE KEY PLAN

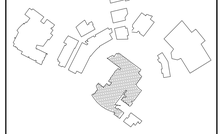

APPROVALS

LOS RIOS COMMUNITY COLLEGE DISTRICT

FOLSOM LAKE COLLEGE
10 COLLEGE PARKWAY
FOLSOM, CA 95630

PROJECT

LOS RIOS CCD

DOOR HARDWARE AND CYLINDER UPGRADE
FOLSOM LAKE COLLEGE

SHEET TITLE

ASPEN HALL - FIRST FLOOR PLAN (SOUTH)

DRAWING STATUS

PERFORMANCE DOCUMENTS

PROJECT NO:	--
BID PACKAGE:	--
DESIGNED BY:	JZ/JG
SCALE:	AS PER PLAN
ISSUE DATE:	2018-08-31
WORKING DATE:	2018-10-15

SHEET

F-1-H211

Login Name: jzorub
Plot Date: October 12, 2018 - 4:16 pm
File Name: L:\Los Rios CCD_Key Access\3_FLC_ACAD\Hardware\F-1-H210_211 (Aspen Hall)Arg
Plotted by: Jim Zorub - F1 - Hardware - A - Hardware Drawings - A 1st Floor - X - Aspen Hall - F211

Aspen Hall	171.1	117	N-5-M		KIL	10G05	3-4 hinge	N	Int.	Single			1	
Aspen Hall	170.1	118	N-5-M		KIL	10G05	3-4 hinge	N	Int.	Single			1	
Aspen Hall	176.1	119	N-6-M		KIL	10G37	3-4 hinge	N	Int.	Single			1	
Aspen Hall	177.2	120	NONE			PUSH PLATE	3-4 hinge		Int.	Single				BLOCKED SHUT
Aspen Hall	169.1	121	N-5-M		KIL	10G05	3-4 hinge	N	Int.	Single			1	
Aspen Hall	168.1	122	N-5-M		KIL	10G05	3-4 hinge	N	Int.	Single			1	
Aspen Hall	049.1	123	N-5-M		KIL	10G05	3-4 hinge	N	Int.	Single			1	
Aspen Hall	046.1	124	N-6-M		KIL	10G37	3-4 hinge	N	Int.	Single			1	
Aspen Hall	051.2	125	L-6-M		KIL	10G04	3-4 hinge	N	Int.	Single			1	
Aspen Hall	046.2	126	N-6-M		KIL	10G37	3-4 hinge	N	Int.	Single			1	
Aspen Hall	048.1	127	N-5-M		KIL	10G05	3-4 hinge	N	Int.	Single			1	
Aspen Hall	047.1	128	N-5-M		KIL	10G05	3-4 hinge	N	Int.	Single			1	
Aspen Hall	045.1	129	N-5-M		KIL	10G05	3-4 hinge	N	Int.	Single			1	
Aspen Hall	043.1	130	N-5-M		KIL	10G05	3-4 hinge	N	Int.	Single			1	
Aspen Hall	042.1	131	N-6-M		KIL	10G37	3-4 hinge	N	Int.	PAIR-ACT			1	
Aspen Hall	042.1	132	NONE				3-4 hinge	N	Int.	PAIR-INACT				
Aspen Hall	039.1	133	N-5-M		KIL	10G05	3-4 hinge	N	Int.	Single			1	
Aspen Hall	040.1	134	N-5-M		KIL	10G05	3-4 hinge	N	Int.	Single			1	
Aspen Hall	036.1	135	N-5-M		KIL	10G05	3-4 hinge	N	Int.	Single			1	
Aspen Hall	037.1	136	N-5-M		KIL	10G05	3-4 hinge	N	Int.	Single			1	
Aspen Hall	038.1	137	N-5-M		KIL	10G05	3-4 hinge	N	Int.	Single			1	
Aspen Hall	053.1	140	N-5-M		KIL	10G05	3-4 hinge	N	Int.	Single			1	
Aspen Hall	052.1	141	N-5-M		KIL	10G05	3-4 hinge	N	Int.	Single			1	
Aspen Hall	165.1	142	N-6-M		KIL	10G37	3-4 hinge	R	Int.	Single			1	
Aspen Hall	163.1	143	N-1/2B-A/M		Rim	98L	continuous	R	Int.	Single			1	
Aspen Hall	182.1	144	L-6-GM		Mortise		continuous	N	Int.	Single				DUMMY CYLINDER
Aspen Hall	162.1	145	NONE			HL-6	continuous	R	Int.	Single				
Aspen Hall	180.1	146	N-6-M		KIL	10G04	3-4 hinge	R	Int.	Single			1	
Aspen Hall	181.1	147	NONE			HL-6	continuous	R	Int.	Single				
Aspen Hall	912	148	N-1/2B-A/M		Rim/Mort	98L-F	continuous	R	Int.	PAIR-ACT			2	KEYED MULLION
Aspen Hall	912	149	N-1/2B-A/M			98DT-F	continuous	R	Int.	PAIR-INACT				
Aspen Hall	163.2	150	N-1/2B-A/M		Rim	98L-F	continuous	R	Int.	Single			1	
Aspen Hall	184.1	151	N-6-M		KIL	10G04	3-4 hinge	N	Int.	Single			1	
Aspen Hall	158.B1	152	N-6-M		KIL	10G37	continuous	N	Int.	Single			1	
Aspen Hall	151B.2	153	N-1/2B-A/M		Rim/Mort	98L	continuous	N	Int.	Single			2	LOCAL ALARM
Aspen Hall	158A.1	154	NONE			PUSH/PULL	continuous	N	Int.	Single				
Aspen Hall	158A.1(158A.2)	155	N-5-M		KIL	10G05	3-4 hinge	R	Int.	Single			1	
Aspen Hall	157.1	156	N-6-M		KIL	10G37	3-4 hinge	N	Int.	Single			1	
Aspen Hall	035.2	157	L-4A-M		KIL	10G37	continuous	N	Int.	PAIR-ACT			1	
Aspen Hall	035.2	158	NONE				continuous	N	Int.	PAIR-INACT				
Aspen Hall	904	159	N-2A/2B-A/M		Rim	9847NL-OP	continuous	N	Int.	PAIR-ACT			1	AUTO OPERATOR
Aspen Hall	904	160	N-2B-A/M			9847NL-DT	continuous	N	Int.	PAIR-INACT				
Aspen Hall	901	161	N-2A/2B-A/M		Rim	9847NL-OP	continuous	N	Int.	PAIR-ACT			1	
Aspen Hall	901	162	N-2B-A/M			9847NL-DT	continuous	N	Int.	PAIR-INACT				
Aspen Hall	020.3	163	L-4A-M		KIL	10G37	continuous	N	Int.	Single			1	
Aspen Hall	019.1	164	N-6-M		KIL	10G737	continuous	N	Int.	Single			1	
Aspen Hall	015.1	165	N-6-M		KIL	10G704	continuous	N	Int.	Single			1	
Aspen Hall	017.1	166	N-6-M		KIL	10G705	continuous	N	Int.	Single			1	
Aspen Hall	016.1	167	N-6-M		KIL	10G705	continuous	N	Int.	Single			1	
Aspen Hall	013.1	168	N-6-M		KIL	10G37	3-4 hinge	N	Int.	Single			1	
Aspen Hall	009.1	169	N-6-M		KIL	10G37	3-4 hinge	N	Int.	Single			1	
Aspen Hall	013.2	170	N-6-M		KIL	10G05	3-4 hinge	N	Int.	Single			1	
Aspen Hall	012.2	171	N-6-M		KIL	10G05	3-4 hinge	N	Int.	Single			1	
Aspen Hall	011.1	172	N-5-M		KIL	10G05	3-4 hinge	N	Int.	Single			1	
Aspen Hall	010.1	173	N-5-M		KIL	10G05	3-4 hinge	N	Int.	Single			1	
Aspen Hall	008.1	174	N-4A-M		KIL	10G37	continuous	N	Int.	PAIR-ACT			1	
Aspen Hall	008.1	175	NONE				continuous	N	Int.	PAIR-INACT				
Aspen Hall	007.2	176	L-4A-M		KIL	10G37	continuous	N	Int.	Single			1	
Aspen Hall	007.1	177	L-4A-M		KIL	10G37	continuous	N	Int.	Single			1	
Aspen Hall	006.1	178	N/A			PUSH/PULL	continuous	N	Int.	Single				
Aspen Hall	004.1	179	N/A			PUSH/PULL	continuous	N	Int.	Single				
Aspen Hall	005.1	180	N-6-M		KIL	10G04	continuous	N	Int.	Single			1	
Aspen Hall	025.3	182	N-6-M		KIL	10G37	3-4 hinge	N	Int.	Single			1	
Aspen Hall	025.2	183	N-6-M		KIL	10G37	3-4 hinge	N	Int.	Single			1	
Aspen Hall	025.1	184	N-6-M		KIL	10G37	3-4 hinge	N	Int.	Single			1	
Aspen Hall	026.1	185	N-4A-M		KIL	10G38	3-4 hinge	N	Int.	Single			2	
Aspen Hall	027.1	186	N-5-M		KIL	10G05	3-4 hinge	N	Int.	Single			1	
Aspen Hall	028.1	187	N-5-M		KIL	10G05	3-4 hinge	N	Int.	Single			1	
Aspen Hall	029.1	188	N-5-M		KIL	10G05	3-4 hinge	N	Int.	Single			1	
Aspen Hall	031.1	189	N-6-M		KIL	10G37	3-4 hinge	N	Int.	Single			1	
Aspen Hall	032.1	190	N-6-M		KIL	10G37	3-4 hinge	N	Int.	Single			1	
Aspen Hall	033.1	191	N-6-M		KIL	10G37	3-4 hinge	N	Int.	Single			1	
Aspen Hall	034.1	192	N-6-M		KIL	10G37	3-4 hinge	N	Int.	Single			1	
Aspen Hall	059.1	193	N-6-M		KIL	10G37	3-4 hinge	N	Int.	Single			1	
Aspen Hall	151B.1	194	NONE		Mort	9847EO	continuous	N	Int.	PAIR-ACT			1	LOCAL ALARM
Aspen Hall	151B.1	195	NONE			9847EO	continuous	N	Int.	PAIR-INACT			1	LOCAL ALARM
Aspen Hall	149.1	196	N-5-M		KIL	10G05	3-4 hinge	N	Int.	Single			1	
Aspen Hall	147.1	197	N-6-M		KIL	10G37	3-4 hinge	R	Int.	Single			1	
Aspen Hall	146.1	198	N-6-M		KIL	10G37	3-4 hinge	R	Int.	Single			1	
Aspen Hall	148.1	199	N-5-M		KIL	10G05	3-4 hinge	N	Int.	Single			1	
Aspen Hall	139-AA(139.2A)	200	NONE		Rim	9847L-F	continuous	R	Int.	PAIR-ACT			1	
Aspen Hall	139-AB(139.2B)	201	NONE			9847EO-F	continuous	R	Int.	PAIR-INACT				
Aspen Hall	145.1	202	N-5-M		KIL	10G05	3-4 hinge	N	Int.	Single			1	
Aspen Hall	143.1	203	N-5-M		KIL	10G05	3-4 hinge	N	Int.	Single			1	
Aspen Hall	144.1	204	N-5-M		KIL	10G05	3-4 hinge	N	Int.	Single			1	
Aspen Hall	140.1	205	N-5-M		KIL	10G05	3-4 hinge	N	Int.	Single			1	
Aspen Hall	142.1	206	N-5-M		KIL	10G05	3-4 hinge	N	Int.	Single			1	
Aspen Hall	141.1	207	N-5-M		KIL	10G05	3-4 hinge	N	Int.	Single			1	
Aspen Hall	136.1	208	N-5-M		KIL	10G05	3-4 hinge	N	Int.	Single			1	
Aspen Hall	138.1	209	N-5-M		KIL	10G05	3-4 hinge	N	Int.	Single			1	
Aspen Hall	137.1	210	N-5-M		KIL	10G05	3-4 hinge	N	Int.	Single			1	
Aspen Hall	135.1	211	N-5-M		KIL	10G05	3-4 hinge	N	Int.	Single			1	
Aspen Hall	134.1	212	N-5-M		KIL	10G05	3-4 hinge	N	Int.	Single			1	
Aspen Hall	133.1	214	N-5-M		KIL	10G05	3-4 hinge	N	Int.	Single			1	
Aspen Hall	916	215	N-6-M		KIL	10G37	continuous	R	Int.	PAIR-ACT			1	
Aspen Hall	916	216	NONE				continuous	R	Int.	PAIR-INACT				
Aspen Hall	152.1	217	N-6-M		KIL	10G37	continuous	N	Int.	Single			1	
Aspen Hall	153.1	218	N-6-M		KIL	10G37	continuous	N	Int.	Single			1	
Aspen Hall	154.1	219	N-6-M		KIL	10G37	continuous	N	Int.	Single			1	
Aspen Hall	155.1	220	N-6-M		KIL	10G37	continuous	N	Int.	Single			1	
Aspen Hall	924	221	N-6-M											
Aspen Hall	928	224	N-6-M		KIL	10G04	3-4 hinge	R	Int.	Single			1	
Aspen Hall	929	225	N-6-M			HL-6	continuous	R	Int.	Single				
Aspen Hall	207.2	226	L-4A-M		KIL	10G37	continuous	R	Int.	Single			1	
Aspen Hall	207.1	227	L-4A-M		KIL	10G37	continuous	R	Int.	Single			1	
Aspen Hall	205.1	228	L-4A-M		KIL	10G04	continuous	R	Int.	Single			1	
Aspen Hall	203.3	229	N-5-M		KIL	10G05	3-4 hinge	R	Int.	Single			1	
Aspen Hall	203.2	230	L-4A-M		KIL	10G37	continuous	R	Int.	Single			1	
Aspen Hall	203.1	231	L-4A-M		KIL	10G37	continuous	R	Int.	Single			1	
Aspen Hall	930	232	N-1/2A-A/M		Rim	9847L-F	continuous	R	Int.	PAIR-ACT			1	
Aspen Hall	930	233	NONE		Rim	9847L-F	continuous	R	Int.	PAIR-INACT			1	
Aspen Hall	204.1	234	L-4A-M		KIL	10G37	continuous	R	Int.	Single			1	
Aspen Hall	206.1	235	L-4A-M		KIL	10G37	continuous	R	Int.	Single			1	
Aspen Hall	208.1	236	L-4A-M		KIL	10G37	continuous	R	Int.	Single			1	
Aspen Hall	926	237	N-6-M			HL-6	continuous	R	Int.	Single				
Aspen Hall	019.2		N-6-M		Mort					ROLL-UP			1	
Aspen Hall	112.1		N-6-M		KIL	10G37	3-4 hinge	R	Int.	Single			1	
Aspen Hall	023.1A		N-6-M		KIL	10G04	continuous	N	Ext.	PAIR-ACT			1	
Aspen Hall	023.1B		N-6-M				continuous	N	Ext.	PAIR-INACT				
Aspen Hall	112A.1		N-6-M		KIL	10G37	3-4 hinge	R	Int.	Single			1	
Aspen Hall	113A.1		N-6-M		KIL	10G37	3-4 hinge	R	Int.	Single			1	
Aspen Hall	113A.2		N-6-M		Mort	PUSHBUTTON LOCK	continuous	N	Ext.	Single			1	
Aspen Hall		238	N-6-M						Int.	Single				
Aspen Hall		239	N-6-M						Int.	Single				

					Existing Hardware Survey									
Building	Existing Door ID	New Door ID	Hardware Part Number	Access Cntrl.	Cylinder Type	Hardware Type and Model	Hinge Type	Rated?	Face	Door Type	Degree	Card Reader	Core Count	Notes
Aspen Hall	127.1	1	EL-6-C/D/M	Y	KIL	10G04	continuous	N	Ext.	PAIR-ACT			1	
Aspen Hall	127.1	2	EL-6-C/D/M	Y			continuous	N	Ext.	PAIR-INACT				
Aspen Hall	102A.1	3	EL-6-C/D/M	Y	KIL	ND80PD SPA	continuous	N	Ext.	Single			1	
Aspen Hall	102B.1	4	EL-6-CDGM	Y	Mort	PUSHBUTTON LOCK	continuous	N	Ext.	Single			1	
Aspen Hall	100.1	14	LR-2A/2B-A/B/C/D/M/N	Y	Mort	EL3547A-NL-OP	continuous	N	Ext.	PAIR-ACT		YES	1	AUTO OPERATOR
Aspen Hall	100.1	15	LR-2A/2B-A/B/C/D/M/N	Y		EL547A-NL-DT	continuous	N	Ext.	PAIR-INACT				
Aspen Hall	100.2	16	LR-2A/2B-A/B/C/D/M/N	Y	Mort	3547A-NL-OP	continuous	N	Ext.	PAIR-ACT			1	
Aspen Hall	100.2	17	LR-2A/2B-A/B/C/D/M/N	Y		3547A-NL-DT	continuous	N	Ext.	PAIR-INACT				
Aspen Hall	910	20	LR-2A/2B-A/B/C/D/G/MN	Y	Rim	98NL	continuous	N	Ext.	Single			1	
Aspen Hall	041.1	21	LR-2A/2B-A/B/C/D/G/M/N	Y	Rim	9847NL-OP	continuous	N	Ext.	PAIR-ACT		YES	1	
Aspen Hall	041.1	22	LR-2A/2B-A/B/C/D/G/M/N	Y		9847NL-DT	continuous	N	Ext.	PAIR-INACT				
Aspen Hall	160.1	24	EL-6-C/D/M	Y	KIL	10G04	continuous	N	Ext.	PAIR-ACT			1	
Aspen Hall	160.1	25	EL-6-C/D/M	Y			continuous	N	Ext.	PAIR-INACT				
Aspen Hall	913	26	LR-2A/2B-A/B/C/D/G/M/N	Y	Rim	EL9847NL-OP	continuous	N	Ext.	PAIR-ACT		YES	1	
Aspen Hall	913	27	LR-2A/2B-A/B/C/D/G/M/N	Y		EL9847NL-DT	continuous	N	Ext.	PAIR-INACT				
Aspen Hall	167.1	28	EL-6-C/D/G/M	Y	Mort	PUSHBUTTON LOCK	continuous	N	Ext.	Single			1	
Aspen Hall	159.1	29	EL-6-C/D/M	Y	KIL	10G04	continuous	N	Ext.	PAIR-ACT			1	
Aspen Hall	159.1	30	EL-6-C/D/M	Y			continuous	N	Ext.	PAIR-INACT				
Aspen Hall	902	32	LR-2A/2B-A/B/C/D/G/M/N	Y	Rim	EL9847NL-OP	continuous	N	Ext.	PAIR-ACT		YES	1	AUTO OPERATOR
Aspen Hall	902	33	LR-2A/2B-A/B/C/D/G/M/N	Y		9847NL-DT	continuous	N	Ext.	PAIR-INACT				
Aspen Hall	903	34	LR-2A/2B-A/B/C/D/G/M/N	Y	Rim	EL9847NL-OP	continuous	N	Ext.	PAIR-ACT		YES	1	
Aspen Hall	903	35	LR-2A/2B-A/B/C/D/G/M/N	Y		9847NL-DT	continuous	N	Ext.	PAIR-INACT				
Aspen Hall	018.1	40	EL-6-C/D/M	Y	KIL	10G71	continuous	N	Ext.	PAIR-ACT		YES	1	
Aspen Hall	018.1	41	EL-6-C/D/M	Y			continuous	N	Ext.	PAIR-INACT				
Aspen Hall	003.1	47	EL-6-C/D/M	Y	KIL	10G71	continuous	N	Ext.	PAIR-ACT		YES	1	
Aspen Hall	003.1	48	EL-6-C/D/M	Y			continuous	N	Ext.	PAIR-INACT				
Aspen Hall	001.1	49	EL-6-C/D/M	Y	KIL	10G71	continuous	N	Ext.	PAIR-ACT		YES	1	
Aspen Hall	001.1	50	EL-6-C/D/M	Y			continuous	N	Ext.	PAIR-INACT				
Aspen Hall	905	51	LR-2A/2B-A/B/C/D/M/N	Y	Rim	9847NL-OP	continuous	N	Ext.	PAIR-ACT			1	
Aspen Hall	905	52	LR-2A/2B-A/B/C/D/M/N	Y		9847NL-DT	continuous	N	Ext.	PAIR-INACT				
Aspen Hall	906	53	LR-2A/2B-A/B/C/D/M/N	Y	Rim	EL9847NL-OP	continuous	N	Int.	PAIR-ACT			1	AUTO OPERATOR
Aspen Hall	906	54	LR-2A/2B-A/B/C/D/M/N	Y		9847NL-DT	continuous	N	Int.	PAIR-INACT				
Aspen Hall	907	55	EL-6-C/D/M	Y	KIL	10G37	continuous	N	Ext.	Single		YES	1	E-STK
Aspen Hall	030.1	57	EL-6-C/D/M	Y	KIL	10G04	continuous	N	Ext.	PAIR-ACT			1	
Aspen Hall	030.1	58	EL-6-C/D/M	Y			continuous	N	Ext.	PAIR-INACT				
Aspen Hall	150.1	59	EL-6-C/D/M	Y	KIL	10G04	3-4 hinge	N	Ext.	PAIR-ACT			1	
Aspen Hall	150.1	60	EL-6-C/D/M	Y						PAIR-INACT				
Aspen Hall	917	65	LR-2A/2B-A/B/C/D/G/M/N	Y	Mort	EL3547A-NL-OP	continuous	N	Ext.	PAIR-ACT		YES	1	AUTO OPERATOR
Aspen Hall	917	66	LR-2A/2B-A/B/C/D/G/M/N	Y		EL3547A-NL-DT	continuous	N	Ext.	PAIR-INACT				
Aspen Hall	125.1	72	EL-6-C/D/M	Y	KIL	10G04	3-4 hinge	N	Ext.	Single			1	
Aspen Hall	123.2	75	EL-6-C/D/M	Y	KIL								1	CAN'T OPEN
Aspen Hall	122.1	77	EL-6-C/D/M	Y	Mort	PUSHBUTTON LOCK	continuous	?	Int.	Single			1	
Aspen Hall	130.1	85	EL-6-C/D/M	Y	Mort	98EO x PUSHBUTTON TRIM	continuous	N	Int.	Single			1	
Aspen Hall	103.1	106	EL-6-C/D/M	Y	KIL	10G04	3-4 hinge	R	Int.	Single			1	
Aspen Hall	179.1	112	EL-6-C/D/M	Y	KIL	10G04	3-4 hinge	N	Int.	Single			1	
Aspen Hall	002.1	181	EL-6-C/D/M	Y	KIL	10G04	3-4 hinge	N	Ext.	Single		YES	1	E-STK
Aspen Hall	132.1	213	EL-6-C/D/M	Y	KIL	ALARM LOCK TRILOGY?	3-4 hinge	N	Int.	Single			1	
Aspen Hall	054.1	138	EL-6-C/D/M	Y	KIL	10G04	3-4 hinge	N	Int.	Single			1	
Aspen Hall	054.1	139	EL-6-C/D/M	Y	KIL	10G04	3-4 hinge	N	Int.	Single			1	
Aspen Hall	927	222	EL-6-C/D/M	Y	KIL	10G04	3-4 hinge	R	Int.	Single			1	
Aspen Hall	114.1	5	N-2A/2B-A/M		Mort	EL3547A-NL	continuous	N	Ext.	PAIR-ACT		YES	1	
Aspen Hall	114.1	6	N-2B-A/M			EL3547A-EO	continuous	N	Ext.	PAIR-INACT				
Aspen Hall	113.1	7	N-6-G/M		KIL	10G37	3-4 hinge	R	Int.	Single			1	
Aspen Hall	108.1	8	N-2A/2B-A/M			98EO	continuous	N	Ext.	Single				
Aspen Hall	105.1	9	N-6-M		KIL	10G04	3-4 hinge	N	Ext.	Single			1	
Aspen Hall	104.1	10	N-2A/2B-A/M			98EO	continuous	N	Ext.	Single				
Aspen Hall	101.1	11	N-2A-2B-A/M		Mort	EL3547A-NL-OP	continuous	N	Ext.	PAIR-ACT		YES	1	AUTO OPERATOR
Aspen Hall	101.1	12	N-2B-A/M			EL547A-NL-DT	continuous	N	Ext.	PAIR-INACT				
Aspen Hall	101.2	13	N-2A/2B-A/M		Mort	35A-NL	continuous	N	Ext.	Single			1	
Aspen Hall	914	18	N-2A-2B-A/M		Mortise	EL3547A NL-OP	continuous	N	Ext.	PAIR-ACT		YES	1	
Aspen Hall	914	19	N-2B-A/M			EL3547A NL-DT	continuous	N	Ext.	PAIR-INACT				
Aspen Hall	908	23	N-2A/2B-A/M		Rim	98NL	continuous	N	Ext.	Single			1	
Aspen Hall	035.1	31	N-1/2B-A/M											
Aspen Hall	020.1	36	N-2A/2B-A/M		Rim	9847NL-OP	continuous	N	Ext.	PAIR-ACT			1	
Aspen Hall	020.1	37	N-2B-A/M			9847NL-DT	continuous	N	Ext.	PAIR-INACT				
Aspen Hall	020.3	38	N-2A/2B-A/M		Rim	9847NL-OP	continuous	N	Ext.	PAIR-ACT			1	
Aspen Hall	020.3	39	N-2B-A/M			9847NL-DT	continuous	N	Ext.	PAIR-INACT				
Aspen Hall	900	42	N-2A/2B-A/M		Rim	9847NL-OP	continuous	N	Ext.	PAIR-ACT			1	
Aspen Hall	900	43	N-2B-A/M			9847NL-DT	continuous	N	Ext.	PAIR-INACT				
Aspen Hall	012.1	44	N-6-GM		KIL	10G71	3-4 hinge	N	Ext.	Single		YES	1	
Aspen Hall	008.2	45	N-2A/2B-A/M		Rim	9847NL-OP	continuous	N	Ext.	PAIR-ACT			1	
Aspen Hall	008.2	46	N-2B-A/M			9847NL-DT	continuous	N	Ext.	PAIR-INACT				
Aspen Hall	023.1	56	N-2A/2B-A/M		Mort	98EO	continuous	N	Ext.	Single			1	LOCAL ALARM
Aspen Hall	925	61	N-2A/2B-A/M		Mort	EL3547A-NL-OP	continuous	N	Ext.	PAIR-ACT		YES	1	
Aspen Hall	925	62	N-2B-A/M			EL3547A-NL-DT	continuous	N	Ext.	PAIR-INACT				
Aspen Hall	139.1	63	N-2A/2B-A/M		Mort	EL3547A-NL-OP	continuous	N	Ext.	PAIR-ACT		YES	1	
Aspen Hall	139.1	64	N-2B-A/M			EL3547A-NL-DT	continuous	N	Ext.	PAIR-INACT				
Aspen Hall	918	67	N-1/2B-A/M		Rim	98L	continuous	N	Ext.	Single			1	
Aspen Hall	919	68	L-6-M		KIL	10G04	continuous	N	Ext.	PAIR-ACT			1	
Aspen Hall	919	69	NONE				continuous	N	Ext.	PAIR-INACT				
Aspen Hall	920	70	L-6-M		KIL	10G04	continuous	N	Ext.	PAIR-ACT			1	
Aspen Hall	920	71	NONE				continuous	N	Ext.	PAIR-INACT				
Aspen Hall	127.2	73	N-6-M		KIL	10G04	3-4 hinge	N	Int.	Single			1	
Aspen Hall	102A.2	74	N-6-M		KIL	10G04	3-4 hinge	N	Int.	Single			1	
Aspen Hall	123.1	76	N-6-M		KIL								1	CAN'T OPEN
Aspen Hall	116.1	78	N-6-M		KIL	10G04	3-4 hinge	R	Int.	Single			1	
Aspen Hall	115.1	79	N/A			HL-6	continuous	R	Int.	Single				
Aspen Hall	130.2	80	N-2A/2B-A/M			98EO	continuous	N	Ext.	Single				
Aspen Hall	128.1	81	N-6-M		KIL	10G37	3-4 hinge	N	Int.	Single			1	
Aspen Hall	129.1	82	N-6-M		KIL	10G37	3-4 hinge	N	Int.	Single			1	
Aspen Hall	121.1	83	N-5-M		KIL	10G04	3-4 hinge	N	Int.	Single			1	
Aspen Hall	120.1	84	N-5-M		KIL	10G05	3-4 hinge	N	Int.	Single			1	
Aspen Hall	119.1	86	N/A			HL-6	continuous	R	Int.	Single				
Aspen Hall	921	87	N-6-M		KIL	10G37	continuous	R	Int.	PAIR-ACT			1	
Aspen Hall	921	88	NONE				continuous	R	Int.	PAIR-INACT				
Aspen Hall	111.1	89	N-6-M		KIL	10G04	3-4 hinge	R	Int.	Single			1	
Aspen Hall	110.1	90	N-6-M		KIL	10G37	3-4 hinge	N	Int.	Single			1	
Aspen Hall	111.2	91	N-6-M		KIL	10G37	3-4 hinge	N	Int.	Single			1	
Aspen Hall	923	92	N-1/2B-A/M		Rim	98L--F	continuous	R	Int.	Single			1	
Aspen Hall	112.2	93	N-6-M											
Aspen Hall	108.2	94	N-6-M											
Aspen Hall	108.3	95	N-6-M											
Aspen Hall	108.4	96	N-6-M											
Aspen Hall	108.5	97	N-6-M											
Aspen Hall	109.2	98	N-2A/2B-A/M			98EO	continuous	N	Ext.	Single				
Aspen Hall	100-D(110.2)	99	L-4A-M		KIL	10G37	continuous	N	Int.	Single			1	
Aspen Hall	109.1	100	L-4A-M		KIL	10G37	continuous	N	Int.	Single			1	
Aspen Hall	107.3	101	L-4A-M		KIL	10G37	continuous	N	Ext.	Single			1	
Aspen Hall	107.2	102	N-2A/2B-A/M			98EO-F	continuous	R	Int.	Single				
Aspen Hall	107.1	103	N-2A/2B-A/M			98EO-F	continuous	R	Int.	Single				
Aspen Hall	104.2	104	N-1/2B-A/M		Rim	98L-F	continuous	R	Int.	Single			1	
Aspen Hall	105.2	105	N-6-M		KIL	10G37	3-4 hinge	N	Int.	Single			1	
Aspen Hall	175.1	107	L-4A-M		KIL	10G37	continuous	N	Int.	PAIR-ACT			1	
Aspen Hall	175.1	108	N-6-M				continuous	N	Int.	PAIR-INACT				
Aspen Hall	183.1	109	N-6-M		KIL	10G37	3-4 hinge	N	Int.	Single			1	
Aspen Hall	182.2(183.2)	110	N-6-M		KIL	10G05	3-4 hinge	N	Int.	Single			1	
Aspen Hall	176.2	111	N-6-M		KIL	10G37	3-4 hinge	N	Int.	Single			1	
Aspen Hall	051.1	113	N-6-M		KIL	10G37	3-4 hinge	N	Int.	Single			1	
Aspen Hall	177.1	114	N-6-M		KIL	10G37	3-4 hinge	N	Int.	Single			1	
Aspen Hall	173.1	115	N-5-M		KIL	10G05	3-4 hinge	N	Int.	Single			1	
Aspen Hall	172.1	116	N-5-M		KIL	10G05	3-4 hinge	N	Int.	Single			1	

KMM SERVICES, INC
TECHNOLOGY & FIRE LIFE SAFETY
5433 El Camino Ave. Suite 5
Carmichael, CA 95608
Office: (916) 359-4000 Fax: (916) 520-3831
www.kmmservices.com

LICENSE STAMPS

Copyright © 2018
These drawings and specifications and the ideas, designs and arrangements represented thereby are and shall remain the property of KMM Services, Inc. and no part thereof shall be copied disclosed to others, or used in connection with any other work or project other than the specific project for which they have been prepared and developed without the written consent of KMM Services, Inc. Visual contact with these drawings or specifications shall constitute conclusive evidence of these restrictions.

IF DRAWING IS NOT 30"X42" IT IS A REDUCED PRINT

SHEET REVISIONS

DELTA	DESCRIPTION	DATE
1	ADDENDUM 01	2018–10–15

SITE KEY PLAN

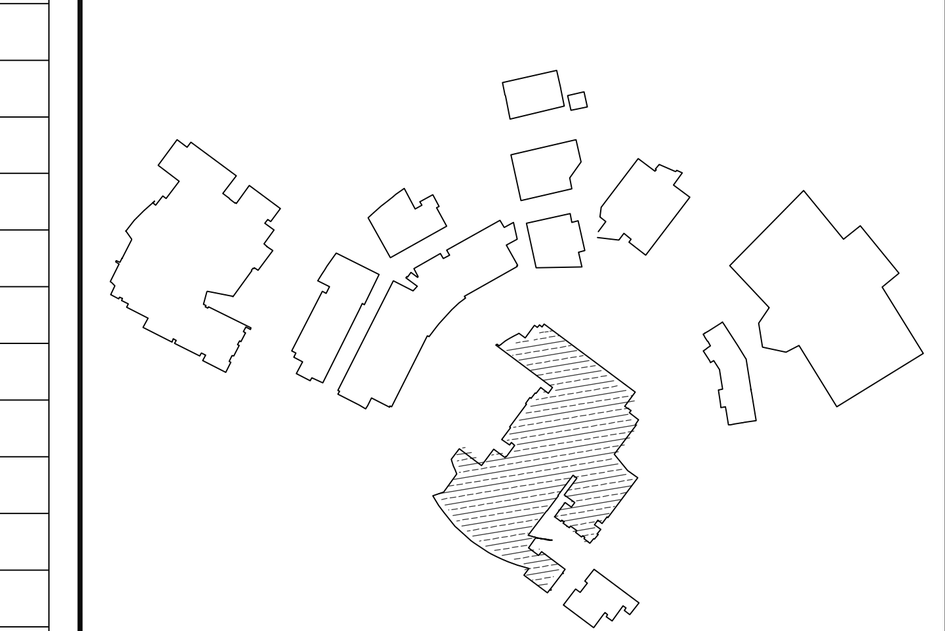

APPROVALS

LOS RIOS COMMUNITY COLLEGE DISTRICT

FOLSOM LAKE COLLEGE
10 COLLEGE PARKWAY
FOLSOM, CA 95630

PROJECT
LOS RIOS CCD
DOOR HARDWARE AND CYLINDER UPGRADE FOLSOM LAKE COLLEGE

SHEET TITLE
ASPEN HALL - HARDWARE LIST

DRAWING STATUS
PERFORMANCE DOCUMENTS

PROJECT NO:	–
BID PACKAGE:	–
DESIGNED BY:	JZ/JG
SCALE:	AS PER PLAN
ISSUE DATE:	2018–08–31
WORKING DATE:	2018–10–15

SHEET
F-1-H212

Login Name: jgoodin
Plot Date: October 12, 2018 - 4:16 pm
File Name: L:\Los Rios CCD_Key Access\3_FLC_ACAD\Hardware\F-1-H210_211 (Aspen Hall).dwg
XREFS: X_KMM_Arch_E1 - Hardware : X_Hardware Groups : X_1st Floor : X_Aspen Hall_First

HARDWARE GENERAL NOTE(S):

1. SEE F-xx-H2x SHEETS FOR EQUIPMENT SCHEDULE AND HARDWARE INFORMATION.

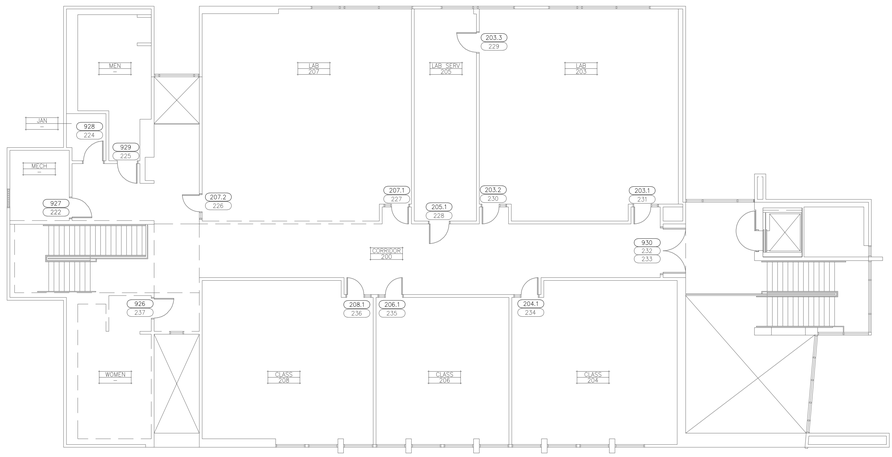

ASPEN HALL - SECOND FLOOR PLAN

SCALE : 3/32"=1'

0 5 10 15 20

KMM SERVICES, INC
TECHNOLOGY & FIRE LIFE SAFETY
5433 El Camino Ave. Suite 5
Carmichael, CA 95608
Office: (916) 359-4000 Fax: (916) 520-3831
www.kmmservices.com

LICENSE STAMPS

Copyright © 2018
These drawings and specifications and the ideas, designs and arrangements represented thereby are and shall remain the property of KMM Services, Inc. and no part thereof shall be copied disclosed to others, or used in connection with any other work or project other than the specific project for which they have been prepared and developed without the written consent of KMM Services, Inc. Visual contact with these drawings or specifications shall constitute conclusive evidence of these restrictions.

IF DRAWING IS NOT 30"X42" IT IS A REDUCED PRINT

SHEET REVISIONS

DELTA	DESCRIPTION	DATE
1	ADDENDUM 01	2018-10-15

SITE KEY PLAN

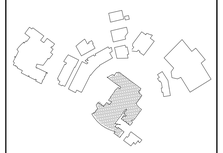

APPROVALS

LOS RIOS COMMUNITY COLLEGE DISTRICT

FOLSOM LAKE COLLEGE
10 COLLEGE PARKWAY
FOLSOM, CA 95630

PROJECT

LOS RIOS CCD

DOOR HARDWARE AND CYLINDER UPGRADE FOLSOM LAKE COLLEGE

SHEET TITLE

ASPEN HALL - SECOND FLOOR PLAN

DRAWING STATUS

PERFORMANCE DOCUMENTS

PROJECT NO:	-
BID PACKAGE:	-
DESIGNED BY:	JZ/JG
SCALE:	AS PER PLAN
ISSUE DATE:	2018-08-31
WORKING DATE:	2018-10-15

SHEET

F-1-H220

Login Name: jgoodin
Plot Date: October 12, 2018 - 4:16 pm
File Name: L:\Los Rios CCD_Key Access\3_FLC_ACAD\Hardware\F-1-H220 (Aspen Hall).dwg
XREFS: X_KMM_Arch_E1 - Hardware ; X_2nd Floor ; X_Aspen Hall_Second

HARDWARE GENERAL NOTE(S):

1. SEE F-xx-H2x SHEETS FOR EQUIPMENT SCHEDULE AND HARDWARE INFORMATION.

CYPRESS HALL - FIRST FLOOR PLAN

KMM SERVICES, INC
TECHNOLOGY & FIRE LIFE SAFETY
5433 El Camino Ave. Suite 5
Carmichael, CA 95608
Office: (916) 359-4000 Fax: (916) 520-3831
www.kmmservices.com

LICENSE STAMPS

Copyright © 2018

These drawings and specifications and the ideas, designs and arrangements represented thereby are and shall remain the property of KMM Services, Inc. and no part thereof shall be copied disclosed to others, or used in connection with any other work or project other than the specific project for which they have been prepared and developed without the written consent of KMM Services, Inc. Visual contact with these drawings or specifications shall constitute conclusive evidence of those restrictions.

IF DRAWING IS NOT 30"X42" IT IS A REDUCED PRINT

SHEET REVISIONS

DELTA	DESCRIPTION	DATE
1	ADDENDUM 01	2018-10-15

SITE KEY PLAN

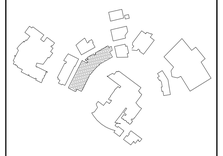

APPROVALS

LOS RIOS COMMUNITY COLLEGE DISTRICT

FOLSOM LAKE COLLEGE
10 COLLEGE PARKWAY
FOLSOM, CA 95630

PROJECT

LOS RIOS CCD

DOOR HARDWARE AND CYLINDER UPGRADE
FOLSOM LAKE COLLEGE

SHEET TITLE

CYPRESS HALL - FIRST FLOOR PLAN

DRAWING STATUS

PERFORMANCE DOCUMENTS

PROJECT NO:	-
BID PACKAGE:	-
DESIGNED BY:	JZ/JG
SCALE:	AS PER PLAN
ISSUE DATE:	2018-08-31
WORKING DATE:	2018-10-15

SHEET

F-2-H210

Login Name: jgooh
Plot Date: October 12, 2018 - 4:17 pm
File Name: L:\Los Rios CCD_Key Access\D_Fl-Ch_ACAD\Hardware\F-2-H210 Cypress Hallway
Plotting: Layout: H-Arch (E1) - Hardware - A Hardware Groups - A_1st Floor - A_Cypress Hall .dwg

Cypress Hall	225.1	100	N-1-A/M		MORTISE	MS1850	continuous	N	Ext.	PAIR-ACT			2	
Cypress Hall	225.1	101	NONE				continuous	N	Ext.	PAIR-INACT				
Cypress Hall	233A.2	102	N-1-A/M		MORTISE	MS1850	continuous	N	Ext.	Single			2	
Cypress Hall	214A.1	103	N-2A/2B-A/M		Rim	9847NL-OP	continuous	N	Ext.	PAIR-ACT			1	
Cypress Hall	214A.1	104	NONE			9847EO	continuous	N	Ext.	PAIR-INACT				
Cypress Hall	233A.1	105	N-2A/2B-A/M		Rim	9847NL-OP	continuous	N	Ext.	PAIR-ACT			1	
Cypress Hall	208.2	109	L-4A-M		KIL	10G37	continuous	R	Int.	Single			1	
Cypress Hall	206.1	110	N-6-M		Rim	9847L-F	continuous	R	Int.	PAIR-ACT			1	
Cypress Hall	206.1	111	N-6-M			9847EO-F	continuous	R	Int.	PAIR-INACT				
Cypress Hall	207.2	112	L-4A-M		KIL	10G37	continuous	N	Int.	Single			1	
Cypress Hall	207.1	113	L-4A-M		KIL	10G37	continuous	N	Int.	Single			1	
Cypress Hall	209.2	114	L-4A-M		KIL	10G37	continuous	N	Int.	Single			1	
Cypress Hall	209.1	115	L-4A-M		KIL	10G37	continuous	N	Int.	Single			1	
Cypress Hall	211.2	116	L-4A-M		KIL	10G37	continuous	N	Int.	Single			1	
Cypress Hall	211.1	117	L-4A-M		KIL	10G37	continuous	N	Int.	Single			1	
Cypress Hall	208.1	118	L-4A-M		KIL	10G37	continuous	N	Int.	Single			1	
Cypress Hall	210.2	119	N-6-M		KIL	10G04	3-4 hinge	R	Int.	Single			1	
Cypress Hall	212.1	120	L-4A-M		KIL	10G37	continuous	N	Int.	Single			1	
Cypress Hall	210.3	121	N-6-M		KIL	10G37	3-4 hinge	N	Int.	Single			1	
Cypress Hall	210.1	122	N-6-M		KIL	10G37	3-4 hinge	N	Int.	Single			1	
Cypress Hall	212.1	123	L-4A-M		KIL	10G37	continuous	N	Int.	Single			1	
Cypress Hall	214A.3	124	N-1/2B-A/M		Rim	9847L-F	3-4 hinge	N	Int.	PAIR-ACT			1	
Cypress Hall	214A.3	125	NONE			9847L-EO	3-4 hinge	N	Int.	PAIR-INACT				
Cypress Hall	217.1	126	N/A			PUSH/PULL	continuous	N	Int.	Single				
Cypress Hall	218.1	127	N-6-M		KIL	10G04	continuous	N	Int.	Single			1	
Cypress Hall	219.1	128	N/A			PUSH/PULL	continuous	N	Int.	Single				
Cypress Hall	215.1	129	N-5-M		KIL	10G05	3-4 hinge	N	Int.	Single			1	
Cypress Hall	216.1	130	N-5-M		KIL	10G05	3-4 hinge	N	Int.	Single			1	
Cypress Hall	224.1	131	N-5-M		KIL	10G05	3-4 hinge	N	Int.	Single			1	
Cypress Hall	223.1	132	N-5-M		KIL	10G05	3-4 hinge	N	Int.	Single			1	
Cypress Hall	222.1	133	N-5-M		KIL	10G05	3-4 hinge	N	Int.	Single			1	
Cypress Hall	220.1	135	N-6-M					N	Int.	PAIR-INACT				
Cypress Hall	232.1	137	L-4A-M		KIL	10G37	continuous	N	Int.	Single			1	
Cypress Hall	234.1	138	L-4A-M		KIL	10G37	continuous	N	Int.	Single			1	
Cypress Hall	227.1	139	N-5-M		KIL	10G05	continuous	N	Int.	Single			1	
Cypress Hall	228.1	140	N-5-M		KIL	10G05	continuous	N	Int.	Single			1	
Cypress Hall	229.1	141	N-5-M		KIL	10G05	continuous	N	Int.	Single			1	
Cypress Hall	236.1	142	N-5-M		KIL	10G05	continuous	N	Int.	Single			1	
Cypress Hall	235.1	143	N-5-M		KIL	10G05	continuous	N	Int.	Single			1	
Cypress Hall	240.2	144	L-4A-M		KIL	10G37	continuous	N	Int.	Single			1	
Cypress Hall	238.2	145	L-4A-M		KIL	10G37	continuous	N	Int.	Single			1	
Cypress Hall	239.2	146	N-2A/2B-A/M		Rim	98L-F	continuous	R	Int.	Single			1	
Cypress Hall	238.1	147	L-4A-M		KIL	10G37	continuous	N	Int.	Single			1	
Cypress Hall	241.1	148	N-6-M		KIL	10G37	3-4 hinge	N	Int.	Single			1	
Cypress Hall	242.1	149	N-6-M		KIL	10G37	3-4 hinge	N	Int.	Single			1	
Cypress Hall	240.1	150	L-4A-M		KIL	10G37	continuous	N	Int.	Single			1	
Cypress Hall	246.1	151	L-4A-M		KIL	10G37	continuous	N	Int.	Single			1	
Cypress Hall	247.1	152	N-6-M		KIL	10G37	3-4 hinge	N	Int.	Single			1	
Cypress Hall	248.1	153	N-6-M		KIL	10G37	3-4 hinge	N	Int.	Single			1	
Cypress Hall	249.1	154	N-6-M		KIL	10G37	3-4 hinge	N	Int.	Single			1	
Cypress Hall	243.1	155	N-6-M		KIL	10G37	3-4 hinge	N	Int.	Single			1	
Cypress Hall	244.1	156	N-6-M		KIL	10G37	3-4 hinge	N	Int.	Single			1	
Cypress Hall	245.1	157	N-6-M		KIL	10G37	3-4 hinge	N	Int.	Single			1	
Cypress Hall	239.1	158	N-1/2B-A/M		Rim/MORT	98L-F	3-4 hinge	R	Int.	Single			2	LOCAL ALARM
Cypress Hall	252.1	162	EL-6-C/D/M	Y	KIL	10G04	3-4 hinge	N	Int.	Single		YES	1	E-STK
Cypress Hall	123.2	19	N/-2A/2B-A/M											
Cypress Hall	123.2	20	N-2B-A/M											
Cypress Hall	153.3		N-4A-M		KIL	10G37	3-4 hinge	N	Int.	Single			1	
Cypress Hall	233A.1		N-6-M			9847EO	continuous	N	Ext.	PAIR-INACT				

HARDWARE COMPONENTS

	ID	Description	Part Number	Finish	Manufacturer	Notes
Hardware	L	Non-Electrified Lockset (Std. Core)	28-10G*xxLL26D	626	Sargent	* = 37 - Classroom 38 - Security Classroom 05 - Office/Entry 04 - Storeroom
	EL	Electrified Lever Lockset (Std. Core)	28 10G71-24V LL LC	US26D	Sargent	
	LR	Electrified Latch Retraction Kit	QEL 50745 RX	NA	Von Duprin	Baseplate Only - 958003-00
	DH	D-Handle	As req'd			
	N	None-Reuse Existing Lockset	Existing			
Cylinder	1	Mortise Cylinder (IC Core)(Room Key)	337020xxS	13	Medeco	
	2A	Rim Cylinder (IC Core)(Room Key)	337020xxS	26	Medeco	
	2B or 3	Mortise Cylinder (Interior Maison Key)	337020xxS	26	Medeco	
	4A	Lockset Cylinder (Std. Core)(Room Key-Interior Maison Key)	20T0901 GGMK	26	Medeco	
	4B	Lockset Cylinder (Std. Core)(Room Key)	20T0901 GGMK	26	Medeco	
	5	Lockset Cylinder (Std. Core)(Room Key-Interior Thumb Turn)	20T0901 GGMK	26	Medeco	
	6	Lockset Cylinder (Std. Core)(Room Key-Interior Blank)	20T0901 GGMK	26	Medeco	
Accessory	A	IC Core	3xxx Series as req'd per cylinder	26	Medeco	
	B	RX Switch Kit	LRVD1R		Security Door Controls	
	C	Electric Power Transfer	AR4612		AdamsRite	
	D	Door Contact	195-12WG, 199-12WG, 413PWG, 4532D-36, 4482A	NA	GRI	
	G	Cover Plate	As req'd	630	Don Jo	
	H1	Rim Exit Device	98NL 990NL(Std)	US32D	Von Duprin	
	H2	Rim Exit Device	35A-NL 386NL	US26D	Von Duprin	
	J	Trim Exit Device	990NL	US26D	Von Duprin	
	K	Concealed Vertical Rod Exit	3547A-NL 386NL	313	Von Duprin	
	M	Hardware Balance	Re-use existing			
	N	Dogging Push-Button	MAV0120/3D2GN024		Bulgin	

					Existing Hardware Survey									
Building	Existing Door ID	New Door ID	Hardware Part Number	Access Cntrl.	Cylinder Type	Hardware Type and Model	Hinge Type	Rated?	Face	Door Type	Degree	Card Reader	Core Count	Notes
Cypress Hall	134.1	1	LR-2A/2B-A/B/C/D/M/N	Y	Rim	9847NL-OP	continuous	N	Ext.	PAIR-ACT			1	AUTO OPERATOR
Cypress Hall	134.1	2	LR-2A/2B-A/B/C/D/M	Y		9847EO	continuous	N	Ext.	PAIR-INACT				
Cypress Hall	141.1	3	EL-6-C/D/M	Y										
Cypress Hall	160.1	9	LR-2A/2B-A/B/C/D/M/N	Y	Rim	98NL	continuous	N	Ext.	Single			1	
Cypress Hall	902	10	LR-2A/2B-A/B/C/D/M/N	Y	KIL	10G38	continuous	N	Ext.	Single			2	
Cypress Hall	157.1	11	LR-2A/2B-A/B/C/D/M/N	Y	KIL	10G38	continuous	N	Ext.	Single			2	
Cypress Hall	153.3	14	LR-2A/2B-A/B/C/D/M/N	Y	KIL	10G38	continuous	N	Ext.	Single			2	
Cypress Hall	134.2	17	LR-2A/2B-A/B/C/D/M/N	Y	Rim	9847NL-OP	continuous	N	Ext.	PAIR-ACT			1	AUTO OPERATOR
Cypress Hall	134.2	18	LR-2A/2B-A/B/C/D/M	Y		9847EO	continuous	N	Ext.	PAIR-INACT				
Cypress Hall	118.2	22	LR-2A/2B-A/B/C/D/M/N	Y	KIL	10G38	continuous	N	Ext.	Single			2	
Cypress Hall	107.1	24	LR-2A/2B-A/B/C/D/M/N	Y	KIL	10G37	continuous	N	Ext.	Single			1	
Cypress Hall	106.1	26	LR-2A/2B-A/B/C/D/M/N	Y	Rim	9847NL-OP	continuous	N	Ext.	PAIR-ACT		YES	1	AUTO OPERATOR
Cypress Hall	106.1	27	LR-2A/2B-A/B/C/D/M/N	Y		9847EO	continuous	N	Ext.	PAIR-INACT				
Cypress Hall	102.1	28	EL-6-C/D/M	Y	KIL	10G04	3-4 hinge	R	Ext.	Single			1	
Cypress Hall	100A.2	29	D	Y	KIL	10G04	3-4 hinge	R	Ext.	PAIR-ACT			1	
Cypress Hall	100A.2	30	EL-6-C/D/M	Y			3-4 hinge	R	Ext.	PAIR-INACT				
Cypress Hall	130.1	40	EL-6-C/D/M	Y	KIL	10G04	3-4 hinge	N	Int.	Single		YES	1	E-STK
Cypress Hall	142.2	41	EL-6-C/D/M	Y	KIL	PUSH BUTTON TRILOGY?	3-4 hinge	N	Int.	Single			1	
Cypress Hall	163.1	53	EL-6-C/D/M	Y	KIL	10G04	3-4 hinge	R	Int.	Single			1	
Cypress Hall	162.1	55	D	Y	KIL	10G04	3-4 hinge	R	Int.	PAIR-ACT		YES	1	
Cypress Hall	162.1	56	EL-6-C/D/M	Y						PAIR-INACT				
Cypress Hall	129.1	73	EL-6-C/D/M	Y	KIL	10G04	3-4 hinge	N	Int.	Single		YES	1	E-STK
Cypress Hall	105.1	96	EL-6-C/D/M	Y	KIL	10G04	3-4 hinge	R	Int.	Single		YES	1	E-STK
Cypress Hall	103.1	97	D	Y	KIL	10G71	3-4 hinge	R	Int.	PAIR-ACT		YES	1	
Cypress Hall	103.1	98	EL-6-C/D/M	Y			3-4 hinge	R	Int.	PAIR-INACT				
Cypress Hall	203.1	106	EL-6-C/D/M	Y	KIL	10G04	3-4 hinge	R	Int.	PAIR-ACT			1	
Cypress Hall	203.1	107	D	Y			3-4 hinge	R	Int.	PAIR-INACT				
Cypress Hall	205.1	108	EL-6-C/D/M	Y	KIL	10G04	3-4 hinge	R	Int.	Single		YES	1	E-STK
Cypress Hall	220.1	134	EL-6-C/D/M	Y	KIL	10G71		N	Int.	PAIR-ACT		YES	1	
Cypress Hall	220.1	135	D	Y	KIL	10G71		N	Int.	PAIR-ACT		YES	1	
Cypress Hall	221.1	136	EL-6-C/D/M	Y	KIL	10G04	3-4 hinge	R	Int.	Single			1	
Cypress Hall	254.1	159	EL-6-C/D/M	Y	KIL	10G04	3-4 hinge	N	Int.	PAIR-ACT			1	
Cypress Hall	254.1	160	D	Y			3-4 hinge	N	Int.	PAIR-INACT				
Cypress Hall	253.1	161	EL-6-C/D/M		KIL	10G04	3-4 hinge	N	Int.	Single			1	
Cypress Hall	150.1	4	N-2A/2B-A/M		Rim	EL9847NL-OP	continuous	N	Ext.	PAIR-ACT		YES	1	
Cypress Hall	150.1	5	N-2B-A/M			9847EO	continuous	N	Ext.	PAIR-INACT				
Cypress Hall	154.1	6	N-4A-M		KIL	10G38	continuous	N	Ext.	Single			2	
Cypress Hall	155.1	7	N-4A-M		KIL	10G38	continuous	N	Ext.	Single			2	
Cypress Hall	159.1	8	L-6-M		KIL	10G38	continuous	N	Ext.	Single			2	
Cypress Hall	157.2	12	N-4A-M		KIL	10G38	continuous	N	Ext.	Single			2	
Cypress Hall	153.2	13	N-4A-M		KIL	10G38	continuous	N	Ext.	Single			2	
Cypress Hall	150.2	15	N-2A/2B-A/M		Rim	EL9847NL-OP	continuous	N	Ext.	PAIR-ACT		YES	1	
Cypress Hall	150.2	16	N-2B-A/M			9847EO	continuous	N	Ext.	PAIR-INACT				
Cypress Hall	119.2	21	L-4A-M		KIL	10G37	continuous	N	Int.	Single			1	
Cypress Hall	111.2	23	N-4A-M		KIL	10G38	3-4 hinge	N	Ext.	Single			2	
Cypress Hall	107.2	25	L-4A-M		KIL	10G37	continuous	N	Ext.	Single			1	
Cypress Hall	100A.1	31	N-6-M		KIL	10G04	3-4 hinge	N	Ext.	PAIR-ACT			1	
Cypress Hall	100A.1	32	NONE				3-4 hinge	N	Ext.	PAIR-INACT				
Cypress Hall	900A	33	N-6-M		Rim	9847NL-OP	continuous	N	Ext.	PAIR-ACT		YES	1	
Cypress Hall	900B	34	N-6-M			9847EO	continuous	N	Ext.	PAIR-INACT				
Cypress Hall	109.1	35	L-4A-M		KIL	10G37	continuous	N	Ext.	Single			1	
Cypress Hall	901	36	N-6-C/D/M	Y	KIL	10G37	3-4 hinge	N	Ext.	Single		YES	1	E-STK
Cypress Hall	121.1	37	L-4A-M		KIL	10G37	continuous	R	Int.	Single			1	
Cypress Hall	123.1	38	N-2A/2B-A/M		Rim	EL9847NL-OP	continuous	N	Ext.	PAIR-ACT		YES	1	
Cypress Hall	123.1	39	N-2B-A/M			9847EO	continuous	N	Ext.	PAIR-INACT				
Cypress Hall	142.1	42	N-6-M		KIL	10G37	3-4 hinge	N	Int.	Single			1	
Cypress Hall	143.1	43	N-5-M		KIL	10G05	3-4 hinge	N	Int.	Single			1	
Cypress Hall	149.1	44	N-5-M		KIL	10G05	3-4 hinge	N	Int.	Single			1	
Cypress Hall	145.2	45	N-6-M		KIL	10G37	3-4 hinge	N	Int.	Single			1	
Cypress Hall	145.1	46	N-6-M		KIL	10G37	3-4 hinge	N	Int.	Single			1	
Cypress Hall	144.1	47	N-6-M		KIL	10G37	3-4 hinge	N	Int.	Single			1	
Cypress Hall	148.1	48	N-5-M		KIL	10G05	3-4 hinge	N	Int.	Single			1	
Cypress Hall	154.3	49	L-4A-M		KIL	10G37	continuous	N	Int.	Single			1	
Cypress Hall	154.2	50	N-6-M		KIL	10G37	3-4 hinge	N	Int.	Single			1	
Cypress Hall	155.2	51	N-6-M		KIL	10G37	3-4 hinge	N	Int.	Single			1	
Cypress Hall	158.1	52	L-6-M		KIL	10G37	3-4 hinge	N	Int.	Single			1	
Cypress Hall	164.1	54	N-6-M		KIL	10G04	3-4 hinge	R	Int.	Single		YES	1	E-STK
Cypress Hall	157.3	57	N-6-M											
Cypress Hall	153.1	58	N-6-M		KIL	10G37	3-4 hinge	N	Int.	Single			1	
Cypress Hall	152.1	59	N-6-M		KIL	10G37	3-4 hinge	N	Int.	Single			1	
Cypress Hall	151.1	60	N-6-M		KIL	10G37	3-4 hinge	N	Int.	Single			1	
Cypress Hall	151.2	61	N-6-M		KIL	10G37	3-4 hinge	N	Int.	Single			1	
Cypress Hall	152.2	62	N-6-M		KIL	10G37	3-4 hinge	N	Int.	Single			1	
Cypress Hall	146.1	63	N-5-M		KIL	10G05	3-4 hinge	N	Int.	Single			1	
Cypress Hall	147.1	64	N-5-M		KIL	10G05	3-4 hinge	N	Int.	Single			1	
Cypress Hall	139.1	65	N-5-M		KIL	10G05	3-4 hinge	N	Int.	Single			1	
Cypress Hall	138.1	66	N-5-M		KIL	10G05	3-4 hinge	N	Int.	Single			1	
Cypress Hall	137.1	67	N-5-M		KIL	10G05	3-4 hinge	N	Int.	Single			1	
Cypress Hall	131.1	68	N-5-M		KIL	10G05	3-4 hinge	N	Int.	Single			1	
Cypress Hall	132.1	69	N-5-M		KIL	10G05	3-4 hinge	N	Int.	Single			1	
Cypress Hall	133.1	70	N-5-M		KIL	10G05	3-4 hinge	N	Int.	Single			1	
Cypress Hall	124.1	71	N-5-M											
Cypress Hall	125.1	72	N-5-M											
Cypress Hall	128.1	74	NONE			PUSH/PULL	continuous	N	Int.	Single				AUTO OPERATOR
Cypress Hall	127.1	75	N-6-M		KIL	10G04	continuous	N	Int.	Single			1	
Cypress Hall	126.1	76	NONE			PUSH/PULL	continuous	N	Int.	Single				AUTO OPERATOR
Cypress Hall	119.1	77	L-4A-M		KIL	10G37	continuous	R	Int.	Single			1	
Cypress Hall	122-B(122.2)	78	N-6-M		KIL	10G37	continuous	R	Int.	Single			1	
Cypress Hall	120.2	79	N-6-M		KIL	10G37	continuous	R	Int.	Single			1	
Cypress Hall	121.2	80	L-4A-M		KIL	10G37	continuous	N	Int.	Single			1	
Cypress Hall	122.1	81	N-6-M		KIL	10G37	continuous	N	Int.	Single			1	
Cypress Hall	120.1	82	N-6-M		KIL	10G37	continuous	N	Int.	Single			1	
Cypress Hall	112.1	83	N-6-M		KIL	10G37	continuous	R	Int.	Single			1	
Cypress Hall	118.1	84	N-6-M		KIL	10G37	3-4 hinge	R	Int.	Single			1	
Cypress Hall	111.1	85	N-6-M		KIL	10G37	3-4 hinge	R	Int.	Single			1	
Cypress Hall	115.1	86	N-6-M		KIL	10G37	3-4 hinge	R	Int.	PAIR-ACT			1	
Cypress Hall	115.1	87	NONE				3-4 hinge	R	Int.	PAIR-INACT				
Cypress Hall	114.1	88	N-6-M		KIL	10G04	3-4 hinge	R	Int.	Single			1	
Cypress Hall	113.1	89	N-6-M		KIL	10G37	3-4 hinge	R	Int.	Single			1	
Cypress Hall	110.2	90	N-6-M		KIL	10G37	continuous	R	Int.	Single			1	
Cypress Hall	110.3	91	N-6-M		KIL	10G37	continuous	R	Int.	Single			1	
Cypress Hall	108.2	92	N-6-M		KIL	10G37	continuous	R	Int.	Single			1	
Cypress Hall	110.1	93	N-6-M		KIL	10G37	continuous	R	Int.	Single			1	
Cypress Hall	108.1	94	N-6-M		KIL	10G37	continuous	R	Int.	Single			1	
Cypress Hall	109.2	95	L-4A-M		KIL	10G37	continuous	R	Int.	Single			1	
Cypress Hall	214A.2	99	N-1-A/M		MORTISE	MS1850	continuous	N	Ext.	Single			2	

KMM SERVICES, INC
TECHNOLOGY & FIRE LIFE SAFETY
5433 El Camino Ave. Suite 5
Carmichael, CA 95608
Office: (916) 359-4000 Fax: (916) 520-3831
www.kmmservices.com

LICENSE STAMPS

Copyright © 2018
These drawings and specifications and the ideas, designs and arrangements represented thereby are and shall remain the property of KMM Services, Inc. and no part thereof shall be copied disclosed to others, or used in connection with any other work or project other than the specific project for which they have been prepared and developed without the written consent of KMM Services, Inc. Visual contact with these drawings or specifications shall constitute conclusive evidence of these restrictions.

IF DRAWING IS NOT 30"X42" IT IS A REDUCED PRINT

SHEET REVISIONS

DELTA	DESCRIPTION	DATE
1	ADDENDUM 01	2018-10-15

SITE KEY PLAN

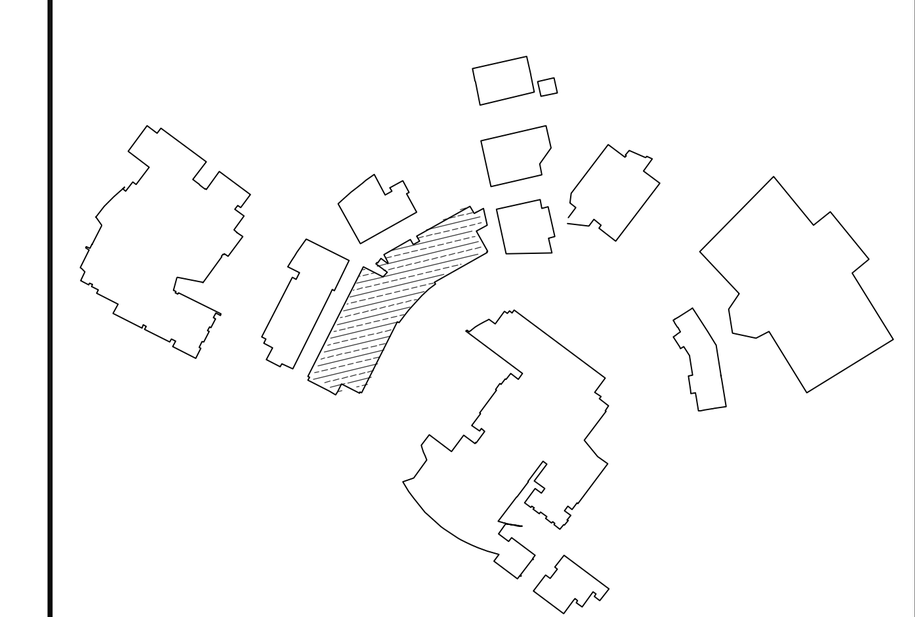

APPROVALS

LOS RIOS COMMUNITY COLLEGE DISTRICT

FOLSOM LAKE COLLEGE
10 COLLEGE PARKWAY
FOLSOM, CA 95630

PROJECT

LOS RIOS CCD
DOOR HARDWARE AND CYLINDER UPGRADE FOLSOM LAKE COLLEGE

SHEET TITLE

CYPRESS HALL - HARDWARE LIST

DRAWING STATUS

PERFORMANCE DOCUMENTS

PROJECT NO:	-
BID PACKAGE:	-
DESIGNED BY:	JZ/JG
SCALE:	AS PER PLAN
ISSUE DATE:	2018-08-31
WORKING DATE:	2018-10-15

SHEET
F-2-H211

Login Name: jgoodin
Plot Date: October 12, 2018 - 4:17 pm
File Name: L:\Los Rios CCD_Key Access\3_FLC_ACAD\Hardware\F-2-H210 (Cypress Hall).dwg
XREFS: X_KMM_Arch_E1 - Hardware ; X_Hardware Groups ; X_1st Floor ; X_Cypress Hall_First

HARDWARE GENERAL NOTE(S):

1. SEE F-xx-H2x SHEETS FOR EQUIPMENT SCHEDULE AND HARDWARE INFORMATION.

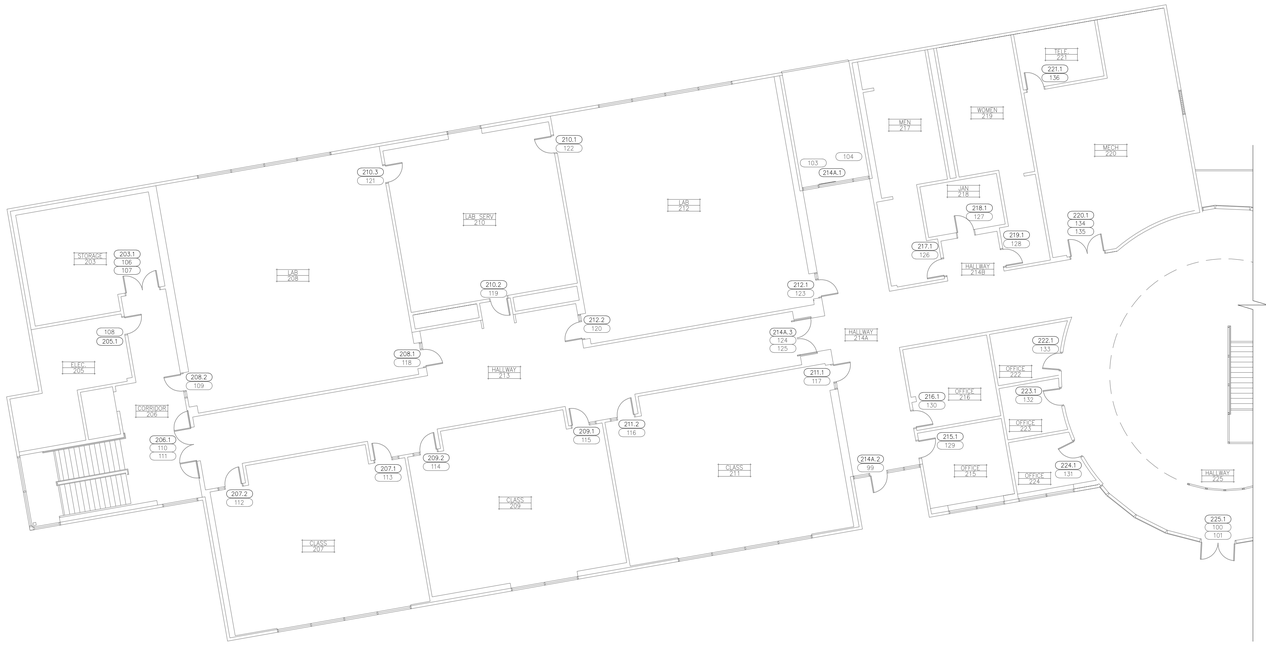

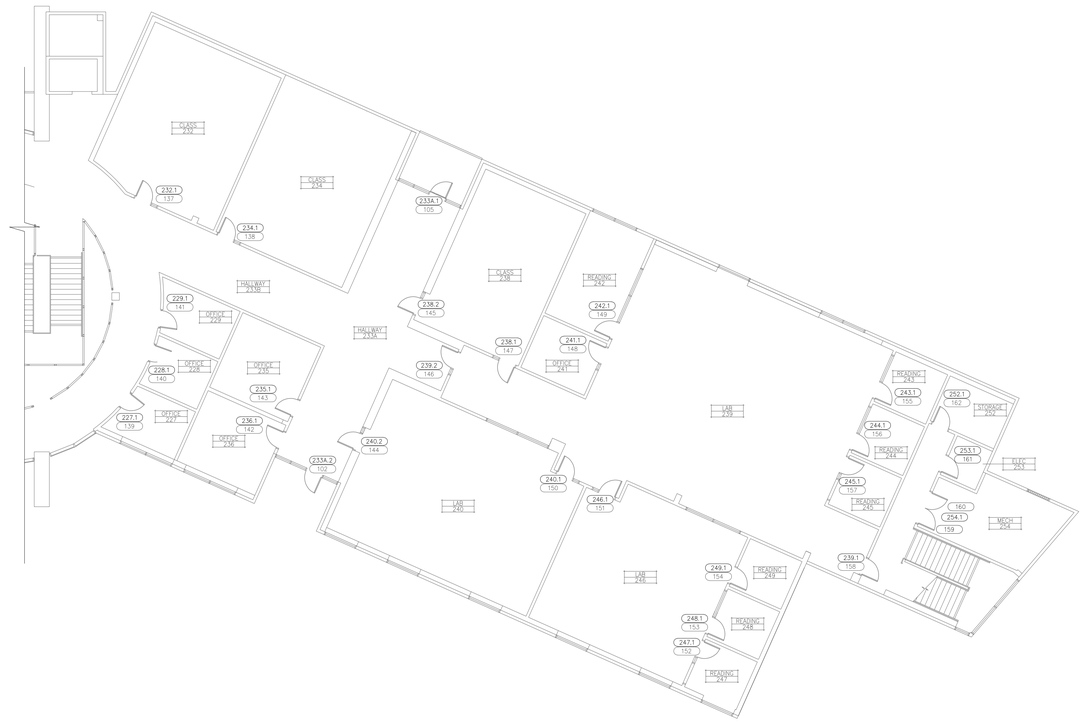

CYPRESS HALL - SECOND FLOOR PLAN

SCALE : 3/32"=1'

0 5 10 15 20

KMM SERVICES, INC
TECHNOLOGY & FIRE LIFE SAFETY
5433 El Camino Ave. Suite 5
Carmichael, CA 95608
Office: (916) 359-4000 Fax: (916) 520-3831
www.kmmservices.com

LICENSE STAMPS

Copyright © 2018

These drawings and specifications and the ideas, designs and arrangements represented thereby are and shall remain the property of KMM Services, Inc. and no part thereof shall be copied disclosed to others, or used in connection with any other work or project other than the specific project for which they have been prepared and developed without the written consent of KMM Services, Inc. Visual contact with these drawings or specifications shall constitute conclusive evidence of these restrictions.

IF DRAWING IS NOT 30"X42" IT IS A REDUCED PRINT

SHEET REVISIONS

DELTA	DESCRIPTION	DATE
1	ADDENDUM 01	2018-10-15

SITE KEY PLAN

APPROVALS

LOS RIOS COMMUNITY COLLEGE DISTRICT

FOLSOM LAKE COLLEGE
10 COLLEGE PARKWAY
FOLSOM, CA 95630

PROJECT

LOS RIOS CCD

DOOR HARDWARE AND CYLINDER UPGRADE
FOLSOM LAKE COLLEGE

SHEET TITLE

CYPRESS HALL - SECOND FLOOR PLAN

DRAWING STATUS

PERFORMANCE DOCUMENTS

PROJECT NO:	–
BID PACKAGE:	–
DESIGNED BY:	JZ/JC
SCALE:	AS PER PLAN
ISSUE DATE:	2018-08-31
WORKING DATE:	2018-10-15

SHEET

F-2-H220

Login Name: jczuchi
Plot Date: October 12, 2018 - 4:17 pm
File Name: L:\Los Rios CCD_Key Access\3_ELC_ACAD Files\Revit\F-2-H220 (Cypress Hall)\dwg
Plot By: Jeff Czuchi - F1 - Hardware 1 - 24x36.ctb - Cypress Hall - 4800.ctb

Building	Existing Door ID	New Door ID	Hardware Part Number	Access Cntrl.	Existing Hardware Survey Cylinder Type	Hardware Type and Model	Hinge Type	Rated?	Face	Door Type	Degree	Card Reader	Core Count	Notes
Buckeye Hall	170.1	1	EL-6-C/D/M	Y	KIL	10G04	3-4 hinge	N	Int.	Single			1	
Buckeye Hall	168.1	9	EL-6-C/D/M	Y	KIL	10G71	continuous	N	Ext.	PAIR-ACT			1	
Buckeye Hall	168.1	10	D	Y			continuous	N	Ext.	PAIR-INACT				
Buckeye Hall	169.1	11	EL-6-C/D/M	Y	KIL	10G04	continuous	N	Ext.	Single			1	
Buckeye Hall	173.4	2	N-2A/2B-A/M		Rim	98NL	continuous	N	Ext.	Single			1	
Buckeye Hall	173.1	3	N-2A/2B-A/M		Rim	98NL	continuous	N	Ext.	Single			1	
Buckeye Hall	173.2	4	N-2A/2B-A/M		Rim	98NL	continuous	N	Ext.	Single			1	
Buckeye Hall	173.3	5	N-2A/2B-A/M		Rim	EL98NL	continuous	N	Ext.	Single		YES	1	
Buckeye Hall	165.1	6	N-2A/2B-A/M		Rim	98NL	continuous	N	Ext.	Single			1	
Buckeye Hall	166.1	7	N-6-M		KIL	10G37	continuous	N	Ext.	Single			1	
Buckeye Hall	167.1	8	N-6-M		KIL	10G37	continuous	N	Ext.	Single			1	
Buckeye Hall	168.2	12	N-6-M		KIL	10G37	3-4 hinge	N	Int.	Single			1	
Buckeye Hall	169.2	13	N-6-M		KIL	10G04	3-4 hinge	N	Int.	Single			1	
Buckeye Hall	171.2	14	N-6-M		KIL	10G04	3-4 hinge	N	Int.	Single			1	
Buckeye Hall	171.1	15	N-6-M		KIL	10G37	3-4 hinge	N	Int.	Single			1	
Buckeye Hall	174.1	16	N-6-M		KIL	10G37	3-4 hinge	N	Int.	Single			1	
Buckeye Hall	175.1	17	N-6-M		KIL	10G37	3-4 hinge	N	Int.	Single			1	
Buckeye Hall	172.1	18	N-6-M	⚠	KIL	10G37	3-4 hinge	N	Int.	Single			1	

HARDWARE COMPONENTS

	ID	Description	Part Number	Finish	Manufacturer	Notes
Hardware	L	Non-Electrified Lockset (Std. Core)	28-10G*xxLL26D	626	Sargent	* = 37 - Classroom 38 - Security Classroom 05 - Office/Entry 04 - Storeroom
	EL	Electrified Lever Lockset (Std. Core)	28 10G71-24V LL LC	US26D	Sargent	
	LR	Electrified Latch Retraction Kit	QEL 50745 RX	NA	Von Duprin	Baseplate Only - 958003-00
	DH	D-Handle	As req'd			
	N	None-Reuse Existing Lockset	Existing			
Cylinder	1	Mortise Cylinder (IC Core)(Room Key)	337020xxS	13	Medeco	
	2A	Rim Cylinder (IC Core)(Room Key)	337020xxS	26	Medeco	
	2B or 3	Mortise Cylinder (Interior Maison Key)	337020xxS	26	Medeco	
	4A	Lockset Cylinder (Std. Core)(Room Key-Interior Maison Key)	20T0901 GGMK	26	Medeco	
	4B	Lockset Cylinder (Std. Core)(Room Key)	20T0901 GGMK	26	Medeco	
	5	Lockset Cylinder (Std. Core)(Room Key-Interior Thumb Turn)	20T0901 GGMK	26	Medeco	
	6	Lockset Cylinder (Std. Core)(Room Key-Interior Blank)	20T0901 GGMK	26	Medeco	
Accessory	A	IC Core	3xxx Series as req'd per cylinder	26	Medeco	
	B	RX Switch Kit	LRVD1R		Security Door Controls	
	C	Electric Power Transfer	AR4612		AdamsRite	
	D	Door Contact	195-12WG, 199-12WG, 413PWG, 4532D-36, 4482A	NA	GRI	
	G	Cover Plate	As req'd	630	Don Jo	
	H1	Rim Exit Device	98NL 990NL(Std)	US32D	Von Duprin	
	H2	Rim Exit Device	35A-NL 386NL	US26D	Von Duprin	
	J	Trim Exit Device	990NL	US26D	Von Duprin	
	K	Concealed Vertical Rod Exit	3547A-NL 386NL	313	Von Duprin	
	M	Hardware Balance	Re-use existing			
	N	Dogging Push-Button	MAV0120/3D2GN024		Bulgin	

⚠

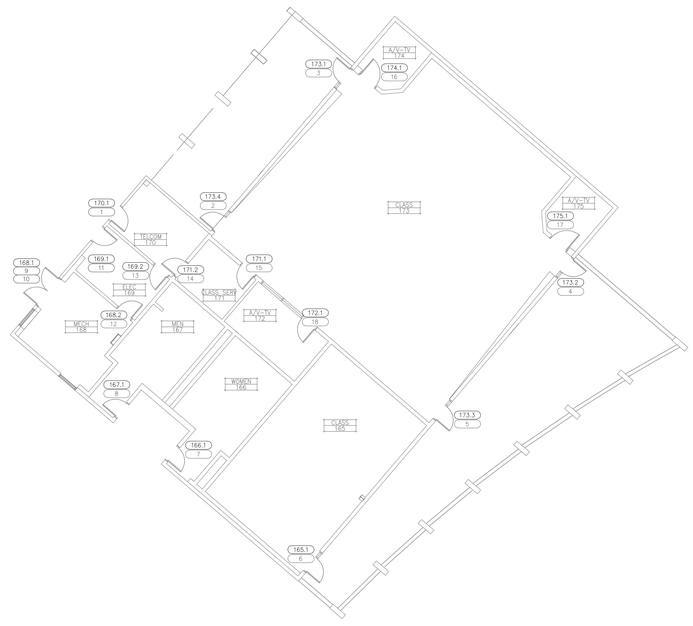

BUCKEYE HALL - FLOOR PLAN

SCALE : 3/32"=1'

0 5 10 15 20

⚠

KMM SERVICES, INC
TECHNOLOGY & FIRE LIFE SAFETY
5433 El Camino Ave. Suite 5
Carmichael, CA 95608
Office: (916) 359-4000 Fax: (916) 520-3831
www.kmmservices.com

LICENSE STAMPS

Copyright © 2018

These drawings and specifications and the ideas, designs and arrangements represented thereby are and shall remain the property of KMM Services, Inc. and no part thereof shall be copied disclosed to others, or used in connection with any other work or project other than the specific project for which they have been prepared and developed without written consent of KMM Services, Inc. Visual contact with these drawings or specifications shall constitute conclusive evidence of these restrictions.

IF DRAWING IS NOT 30"X42" IT IS A REDUCED PRINT

SHEET REVISIONS

DELTA	DESCRIPTION	DATE
⚠	ADDENDUM 01	2018-10-15

SITE KEY PLAN

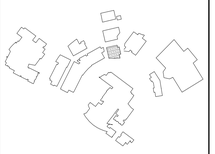

APPROVALS

LOS RIOS COMMUNITY COLLEGE DISTRICT

FOLSOM LAKE COLLEGE
10 COLLEGE PARKWAY
FOLSOM, CA 95630

PROJECT

LOS RIOS CCD

DOOR HARDWARE AND CYLINDER UPGRADE
FOLSOM LAKE COLLEGE

SHEET TITLE

BUCKEYE HALL - FLOOR PLAN

DRAWING STATUS

PERFORMANCE DOCUMENTS

PROJECT NO:	–
BID PACKAGE:	–
DESIGNED BY:	JZ/JG
SCALE:	AS PER PLAN
ISSUE DATE:	2018-08-31
WORKING DATE:	2018-10-15

SHEET

F-3-H210

Login Name: gjacob
Plot Date: October 12, 2018 - 4:17 pm
File Name: L:\Los Rios CCD_Key Access\3_FLC_ACAD\Hardware\F-3-H210 Buckeye Hall.dwg
Plotted by: Gary Jacob KMM - 431 - Hardware, A - Hardware Groups, A - Buckeye Hall

					Existing Hardware Survey									
Building	Existing Door ID	Door ID	Hardware Part Number	Access Cntrl.	Cylinder Type	Hardware Type and Model	Hinge Type	Rated?	Face	Door Type	Degree	Card Reader	Core Count	Notes
Dogwood Hall	900	1	LR-2A/2B-A/B/C/D/M/N	Y	Rim	9847NL-OP	continuous	N	Ext.	PAIR-ACT			1	AUTO OPERATOR
Dogwood Hall	900	2	LR-2A/2B-A/B/C/D/M	Y		9847EO	continuous	N	Ext.	PAIR-INACT				
Dogwood Hall	901	3	LR-2A/2B-A/B/C/D/M/N	Y	Rim	9847NL-OP	continuous	N	Ext.	PAIR-ACT		YES	1	
Dogwood Hall	901	4	LR-2A/2B-A/B/C/D/M	Y		9847EO	continuous	N	Ext.	PAIR-INACT				
Dogwood Hall	142.1	14	EL-6-C/D/M	Y	KIL	10G05	continuous	R	Ext.	Single			1	
Dogwood Hall	141.1	15	EL-6-C/D/M	Y	KIL	10G04	3-4 hinge	N	Ext.	Single			1	
Dogwood Hall	124.1	16	EL-6-C/D/M	Y	KIL	10G04	3-4 hinge	N	Int.	Single			1	
Dogwood Hall	123.1	17	EL-6-C/D/M	Y	KIL	10G37	continuous	N	Int.	Single		YES	1	E-STK
Dogwood Hall	127.1	28	EL-6-C/D/M	Y	KIL	PUSH BUTTON TRILOGY	3-4 hinge	N	Int.	Single			1	
Dogwood Hall	140.1	30	EL-6-C/D/M	Y	KIL	10G04	3-4 hinge	N	Ext.	Single		YES	1	E-STK
Dogwood Hall	215.1	31	LR-2A/2B-A/B/C/D/M/N	Y	Rim	9847NL-OP	continuous	N	Ext.	PAIR-ACT			1	AUTO OPERATOR
Dogwood Hall	215.1	32	LR-2A/2B-A/B/C/D/M	Y		9847EO	continuous	N	Ext.	PAIR-INACT				
Dogwood Hall	215.2	33	LR-2A/2B-A/B/C/D/M/N	Y	Rim	9847NL-OP	continuous	N	Ext.	PAIR-ACT		YES	1	AUTO OPERATOR
Dogwood Hall	215.2	34	LR-2A/2B-A/B/C/D/M	Y		9847EO	continuous	N	Ext.	PAIR-INACT				
Dogwood Hall	234.1	37	EL-6-C/D/M	Y	KIL	10G37	PIVOT	N	Ext.	Single			1	
Dogwood Hall	904	38	EL-6-C/D/M	Y	KIL	10G37	PIVOT	N	Ext.	Single			1	
Dogwood Hall	246.1	42	EL-6-C/D/M	Y	KIL	10G04	3-4 hinge	R	Ext.	Single			1	
Dogwood Hall	223.1	50	EL-6-C/D/M	Y	KIL	10G04	3-4 hinge	N	Int.	Single			1	
Dogwood Hall	223A.1	51	EL-6-C/D/M	Y	KIL	10G04	3-4 hinge	R	Int.	Single		YES	1	E-STK
Dogwood Hall	247.1	70	EL-6-C/D/M	Y	KIL	10G04	3-4 hinge	N	Int.	Single		YES	1	E-STK
Dogwood Hall	121.2	5	L-4A-M		KIL	10G37	continuous	N	Ext.	Single			1	
Dogwood Hall	132.1	6	L-4A-M		KIL	10G37	continuous	N	Ext.	Single			1	
Dogwood Hall	133.1	7	L-4A-M		KIL	10G37	continuous	N	Ext.	Single			1	
Dogwood Hall	134.2	8	L-4A-M		KIL	10G37	continuous	N	Ext.	Single			1	
Dogwood Hall	135.1	9	L-4A-M		KIL	10G37	continuous	N	Ext.	Single			1	
Dogwood Hall	136.1	10	L-4A-M		KIL	10G37	continuous	R	Ext.	Single			1	
Dogwood Hall	137.1	11	L-4A-M		KIL	10G37	continuous	R	Ext.	Single			1	
Dogwood Hall	902	12	L-1/2B-A/G/M		Rim	9947L-F-LBR	continuous	R	Ext.	PAIR-ACT			1	
Dogwood Hall	902	13	NONE			9947EOL-F-LBR	continuous	R	Ext.	PAIR-INACT				
Dogwood Hall	122.1	18	N-6-M		KIL	10G04	3-4 hinge	N	Int.	Single			1	
Dogwood Hall	118.1	19	NONE			PUSH/PULL	continuous	N	Int.	Single				
Dogwood Hall	119.1	20	NONE			PUSH/PULL	continuous	N	Int.	Single				
Dogwood Hall	121.1	21	L-4A-M		KIL	10G37	continuous	N	Int.	Single			1	
Dogwood Hall	125.1	22	N-5-M		KIL	10G05	3-4 hinge	N	Int.	Single			1	
Dogwood Hall	128.1	23	N-6-M		KIL	10G37	3-4 hinge	N	Int.	Single			1	
Dogwood Hall	125.2	24	N-6-M		KIL	10G37	3-4 hinge	N	Int.	Single			1	
Dogwood Hall	126.1	25	N-5-M		KIL	10G05	3-4 hinge	N	Int.	Single			1	
Dogwood Hall	129.1	26	N-5-M		KIL	10G05	continuous	N	Int.	Single			1	
Dogwood Hall	128.2	27	N-6-M		KIL	10G37	3-4 hinge	N	Int.	Single			1	
Dogwood Hall	134.1	29	N-6-M		KIL	10G37	3-4 hinge	N	Int.	Single			1	
Dogwood Hall	232.1	35	L-4A-M		KIL	10G37	continuous	N	Ext.	Single			1	
Dogwood Hall	233.1	36	L-4A-M		KIL	10G37	continuous	N	Int.	Single			1	
Dogwood Hall	903	39	L-1/2B-A/G/M		Rim	9947L-F	continuous	R	Ext.	PAIR-ACT			1	
Dogwood Hall	903	40	NONE			9947EOL-F	continuous	R	Ext.	PAIR-INACT				
Dogwood Hall	239.2	41	L-4A-M		KIL	10G37	PIVOT	R	Ext.	Single			1	
Dogwood Hall	217.1	43	NONE			PUSH/PULL	continuous	N	Int.	Single				
Dogwood Hall	218.1	44	NONE			PUSH/PULL	continuous	N	Int.	Single				
Dogwood Hall	219.2	45	L-4A-M		KIL	10G37	continuous	N	Int.	Single			1	
Dogwood Hall	219.1	46	N-6-M		KIL	10G37	3-4 hinge	N	Int.	Single			1	
Dogwood Hall	220.1	47	N-6-M		KIL	10G04	3-4 hinge	N	Int.	Single			1	
Dogwood Hall	221.1	48	N-6-M		KIL	10G04	3-4 hinge	N	Int.	Single			1	
Dogwood Hall	222.1	49	N-6-M		KIL	10G04	continuous	N	Int.	Single			1	
Dogwood Hall	224.1	52	N-5-M		KIL	10G05	3-4 hinge	N	Int.	Single			1	
Dogwood Hall	225.1	53	N-5-M		KIL	10G05	3-4 hinge	N	Int.	Single			1	
Dogwood Hall	226.1	54	N-5-M		KIL	10G05	3-4 hinge	N	Int.	Single			1	
Dogwood Hall	227.1	55	N-5-M		KIL	10G05	3-4 hinge	N	Int.	Single			1	
Dogwood Hall	228.1	56	N-6-M		KIL	10G37	3-4 hinge	N	Int.	Single			1	
Dogwood Hall	229.1	57	N-6-M		KIL	10G37	3-4 hinge	N	Int.	Single			1	
Dogwood Hall	236.1	58	N-6-M		KIL	ND LOCK	PIVOT		Int.	Single			1	SOUND DOOR
Dogwood Hall	240.1	59	N-6-M		KIL	ND LOCK	PIVOT	N	Int.	Single			1	SOUND DOOR
Dogwood Hall	241.1	60	N-6-M		KIL	ND LOCK	PIVOT	N	Int.	Single			1	SOUND DOOR
Dogwood Hall	235.1	61	N-6-M		KIL	10G04	continuous	N	Int.	Single			1	
Dogwood Hall	239.1	62	L-4A-M		KIL	10G37	continuous	N	Int.	Single			1	
Dogwood Hall	235.2	63	N-6-M		KIL	10G04	continuous	N	Int.	Single			1	
Dogwood Hall	237.2	64	N-6-M		KIL	10G04	3-4 hinge	N	Int.	PAIR-ACT			1	
Dogwood Hall	237.2	65	NONE				3-4 hinge	N	Int.	PAIR-INACT				
Dogwood Hall	237.1	66	N-6-M		KIL	10G04	3-4 hinge	N	Int.	PAIR-ACT			1	
Dogwood Hall	237.1	67	NONE				3-4 hinge	N	Int.	PAIR-INACT				
Dogwood Hall	242.1	68	N-6-M		KIL	ND LOCK	PIVOT	N	Int.	Single			1	SOUND DOOR
Dogwood Hall	243.1	69	N-6-M		KIL	ND LOCK	PIVOT	N	Int.	Single			1	SOUND DOOR

HARDWARE COMPONENTS

	ID	Description	Part Number	Finish	Manufacturer	Notes
Hardware	L	Non-Electrified Lockset (Std. Core)	28-10G*xxLL26D	626	Sargent	* = 37 - Classroom 38 - Security Classroom 05 - Office/Entry 04 - Storeroom
	EL	Electrified Lever Lockset (Std. Core)	28 10G71-24V LL LC	US26D	Sargent	
	LR	Electrified Latch Retraction Kit	QEL 50745 RX	NA	Von Duprin	Baseplate Only - 958003-00
	DH	D-Handle	As req'd			
	N	None-Reuse Existing Lockset	Existing			
Cylinder	1	Mortise Cylinder (IC Core)(Room Key)	337020xxS	13	Medeco	
	2A	Rim Cylinder (IC Core)(Room Key)	337020xxS	26	Medeco	
	2B or 3	Mortise Cylinder (Interior Maison Key)	337020xxS	26	Medeco	
	4A	Lockset Cylinder (Std. Core)(Room Key-Interior Maison Key)	20T0901 GGMK	26	Medeco	
	4B	Lockset Cylinder (Std. Core)(Room Key)	20T0901 GGMK	26	Medeco	
	5	Lockset Cylinder (Std. Core)(Room Key-Interior Thumb Turn)	20T0901 GGMK	26	Medeco	
	6	Lockset Cylinder (Std. Core)(Room Key-Interior Blank)	20T0901 GGMK	26	Medeco	
Accessory	A	IC Core	3xxx Series as req'd per cylinder	26	Medeco	
	B	RX Switch Kit	LRVD1R		Security Door Controls	
	C	Electric Power Transfer	AR4612		AdamsRite	
	D	Door Contact	195-12WG, 199-12WG, 413PWG, 4532D-36, 4482A	NA	GRI	
	G	Cover Plate	As req'd	630	Don Jo	
	H1	Rim Exit Device	98NL 990NL(Std)	US32D	Von Duprin	
	H2	Rim Exit Device	35A-NL 386NL	US26D	Von Duprin	
	J	Trim Exit Device	990NL	US26D	Von Duprin	
	K	Concealed Vertical Rod Exit	3547A-NL 386NL	313	Von Duprin	
	M	Hardware Balance	Re-use existing			
	N	Dogging Push-Button	MAV0120/3D2GN024		Bulgin	

1

1

Login Name: jgoodin
Plot Date: October 12, 2018 - 4:17 pm
File Name: L:\Los Rios CCD_Key Access\3_FLC_ACAD\Hardware\F-4-H210 (Dogwood Hall).dwg
XREFS: X_KMM_Arch_E1 - Hardware : X_Hardware Groups : X_1st Floor : X_Dogwood Hall_First

DOGWOOD HALL - FIRST FLOOR PLAN

SCALE : 3/32"=1'

0 5 10 15 20

KMM SERVICES, INC
TECHNOLOGY & FIRE LIFE SAFETY
5433 El Camino Ave. Suite 5
Carmichael, CA 95608
Office: (916) 359-4000 Fax: (916) 520-3831
www.kmmservices.com

LICENSE STAMPS

Copyright © 2018
These drawings and specifications and the ideas, designs and arrangements represented thereby are and shall remain the property of KMM Services, Inc. and no part thereof shall be copied disclosed to others, or used in connection with any other work or project other than the specific project for which they have been prepared and developed without the written consent of KMM Services, Inc. Visual contact with these drawings or specifications shall constitute conclusive evidence of these restrictions.

IF DRAWING IS NOT 30"X42" IT IS A REDUCED PRINT

SHEET REVISIONS

DELTA	DESCRIPTION	DATE
1	ADDENDUM 01	2018-10-15

SITE KEY PLAN

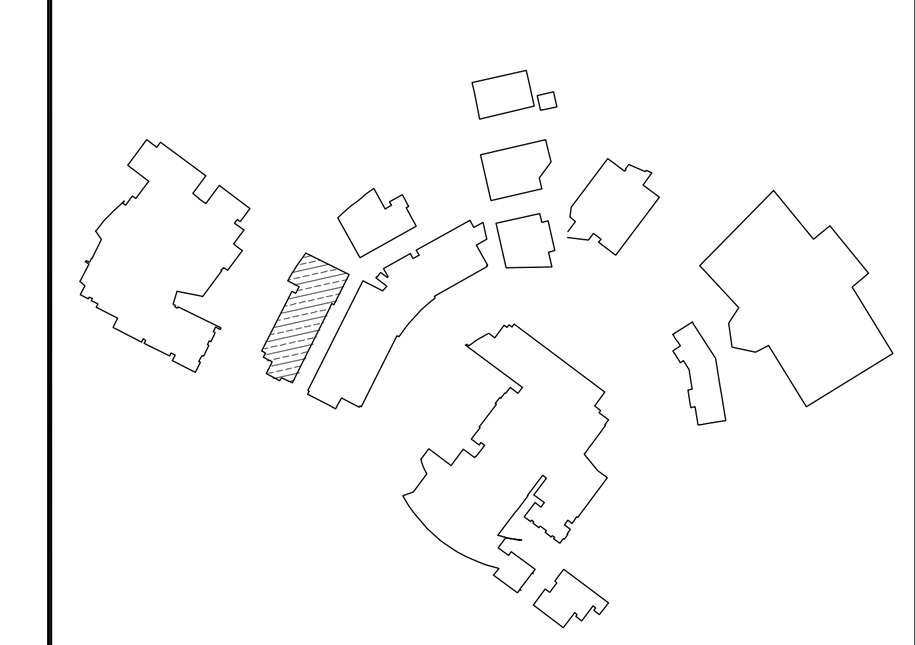

APPROVALS

LOS RIOS COMMUNITY COLLEGE DISTRICT

FOLSOM LAKE COLLEGE
10 COLLEGE PARKWAY
FOLSOM, CA 95630

PROJECT

LOS RIOS CCD

DOOR HARDWARE AND CYLINDER UPGRADE FOLSOM LAKE COLLEGE

SHEET TITLE

DOGWOOD HALL - FIRST FLOOR PLAN

DRAWING STATUS

PERFORMANCE DOCUMENTS

PROJECT NO:	-
BID PACKAGE:	-
DESIGNED BY:	JZ/JG
SCALE:	AS PER PLAN
ISSUE DATE:	2018-08-31
WORKING DATE:	2018-10-15

SHEET

F-4-H210

HARDWARE GENERAL NOTE(S):

1. SEE F-xx-H2x SHEETS FOR EQUIPMENT SCHEDULE AND HARDWARE INFORMATION.

DOGWOOD HALL - SECOND FLOOR PLAN

SCALE : 3/32"=1'

0 5 10 15 20

KMM SERVICES, INC
TECHNOLOGY & FIRE LIFE SAFETY
5433 El Camino Ave. Suite 5
Carmichael, CA 95608
Office: (916) 359-4000 Fax: (916) 520-3831
www.kmmservices.com

LICENSE STAMPS

Copyright © 2018

These drawings and specifications and the ideas, designs and arrangements represented thereby are and shall remain the property of KMM Services, Inc. and no part thereof shall be copied disclosed to others, or used in connection with any other work or project other than the specific project for which they have been prepared and developed without the written consent of KMM Services, Inc. Visual contact with these drawings or specifications shall constitute conclusive evidence of these restrictions.

IF DRAWING IS NOT 30"X42" IT IS A REDUCED PRINT

SHEET REVISIONS

DELTA	DESCRIPTION	DATE
1	ADDENDUM 01	2018-10-15

SITE KEY PLAN

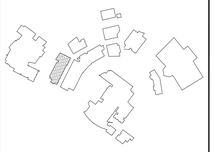

APPROVALS

LOS RIOS COMMUNITY COLLEGE DISTRICT

FOLSOM LAKE COLLEGE
10 COLLEGE PARKWAY
FOLSOM, CA 95630

PROJECT

LOS RIOS CCD

DOOR HARDWARE AND CYLINDER UPGRADE FOLSOM LAKE COLLEGE

SHEET TITLE

DOGWOOD HALL - SECOND FLOOR PLAN

DRAWING STATUS

PERFORMANCE DOCUMENTS

PROJECT NO:	-
BID PACKAGE:	-
DESIGNED BY:	JZ/JG
SCALE:	AS PER PLAN
ISSUE DATE:	2018-08-31
WORKING DATE:	2018-10-15

SHEET

F-4-H220

Login Name: jgordin
Plot Date: October 12, 2018 - 4:17 pm
File Name: L:\Los Rios CCD_Key Access\3_FLC_ACAD\Hardware\F-4-H220 Dogwood Hall.dwg
XREFS: X_KMM_Arch_E1 - Hardware - X_2nd Floor - X_Dogwood Hall_Second

HARDWARE GENERAL NOTE(S):

1. SEE F-xx-H2x SHEETS FOR EQUIPMENT SCHEDULE AND HARDWARE INFORMATION.

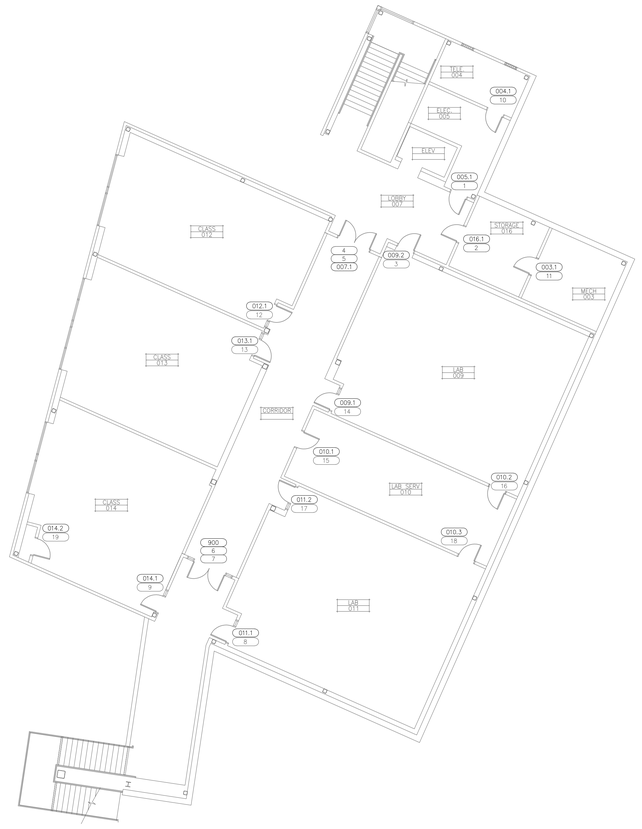

LILAC HALL - BASEMENT FLOOR PLAN

SCALE : 3/32"=1'

0 5 10 15 20

KMM SERVICES, INC
TECHNOLOGY & FIRE LIFE SAFETY
5433 El Camino Ave. Suite 5
Carmichael, CA 95608
Office: (916) 359-4000 Fax: (916) 520-3831
www.kmmservices.com

LICENSE STAMPS

Copyright © 2018

These drawings and specifications and the ideas, designs and arrangements represented thereby are and shall remain the property of KMM Services, Inc. and no part thereof shall be copied disclosed to others, or used in connection with any other work or project other than the specific project for which they have been prepared and developed without the written consent of KMM Services, Inc. Visual contact with these drawings or specifications shall constitute conclusive evidence of these restrictions.

IF DRAWING IS NOT 30"X42" IT IS A REDUCED PRINT

SHEET REVISIONS

DELTA	DESCRIPTION	DATE
1	ADDENDUM 01	2018-10-15

SITE KEY PLAN

APPROVALS

LOS RIOS COMMUNITY COLLEGE DISTRICT

FOLSOM LAKE COLLEGE
10 COLLEGE PARKWAY
FOLSOM, CA 95630

PROJECT

LOS RIOS CCD

DOOR HARDWARE AND CYLINDER UPGRADE
FOLSOM LAKE COLLEGE

SHEET TITLE

LILAC HALL - BASEMENT FLOOR PLAN

DRAWING STATUS

PERFORMANCE DOCUMENTS

PROJECT NO:	–
BID PACKAGE:	–
DESIGNED BY:	JZ/JG
SCALE:	AS PER PLAN
ISSUE DATE:	2018-08-31
WORKING DATE:	2018-10-15

SHEET

F-5-H200

User Name: gjacob
Plot Date: October 12, 2018 - 4:17 pm
File Name: L:\Los Rios CCD_Key Access\3_FLO_ACAD\Hardware\F-5-H200 Lilac Hallbwg
Xrefs: xx_Lilac Hall - F1 - Fabrication & Loose Used & Lilac Hall Abatement

Building	Existing Door ID	New Door ID	Hardware Part Number	Access Cntrl.	Existing Hardware Survey Cylinder Type	Hardware Type and Model	Hinge Type	Rated?	Face	Door Type	Degree	Card Reader	Core Count	Notes
Lilac Hall	005.1	1	EL-6-C/D/M	Y										
Lilac Hall	016.1	2	EL-6-C/D/M	Y										
Lilac Hall	007.1	4	LR-2A/2B-A/B/C/D/M/N	Y										
Lilac Hall	007.1	5	LR-2A/2B-A/B/C/D/M	Y										
Lilac Hall	900 (1st floor)	6	LR-2A/2B-A/B/C/D/M/N	Y										
Lilac Hall	900 (1st floor)	7	LR-2A/2B-A/B/C/D/M	Y										
Lilac Hall	004.1	10	EL-6-C/D/M	Y										
Lilac Hall	003.1	11	EL-6-C/D/M	Y										
Lilac Hall	103.1	20	EL-6-C/D/M	Y		10G04	3-4 hinge	R	Ext.	Single			1	
Lilac Hall	105.1	21	LR-2A/2B-A/B/C/D/M/N	Y		9947NL-OP-F	continuous	R	Ext.	PAIR-ACT			1	AUTO OPERATOR
Lilac Hall	105.1	22	LR-2A/2B-A/B/C/D/M	Y		9947EO-F	continuous	R	Ext.	PAIR-INACT				
Lilac Hall	108.1	24	LR-2A/2B-A/B/C/D/M/N	Y		9947NL-OP	continuous	N	Ext.	PAIR-ACT			1	
Lilac Hall	108.1	25	LR-2A/2B-A/B/C/D/M	Y		9947EO	continuous	N	Ext.	PAIR-INACT				
Lilac Hall	106.1	27	EL-6-C/D/M	Y		10G04	3-4 hinge	N	Ext.	Single		YES	1	E-STK
Lilac Hall	205.1	33	EL-6-C/D/M	Y		10G04	3-4 hinge	R	Ext.	Single			1	
Lilac Hall	208.2	35	LR-2A/2B-A/B/C/D/M/N	Y		9947L-F	continuous	R	Ext.	PAIR-ACT			1	
Lilac Hall	208.2	36	LR-2A/2B-A/B/C/D/M	Y		9947EO-F	continuous	R	Ext.	PAIR-INACT				
Lilac Hall	208.1	37	LR-2A/2B-A/B/C/D/M/N	Y		EL9947NL-OP	continuous	N	Ext.	PAIR-ACT			1	AUTO OPERATOR
Lilac Hall	208.1	38	LR-2A/2B-A/B/C/D/M	Y		9947EO	continuous	N	Ext.	PAIR-INACT				
Lilac Hall	204.1	41	EL-6-C/D/M	Y		10G04	3-4 hinge	N	Int.	Single		YES	1	E-STK
Lilac Hall	009.2	3	L-4A-M											
Lilac Hall	011.1	8	L-4A-M											
Lilac Hall	014.1	9	L-4A-M											
Lilac Hall	012.1	12	L-4A-M											
Lilac Hall	013.1	13	L-4A-M											
Lilac Hall	009.1	14	L-4A-M											
Lilac Hall	010.1	15	L-4A-M											
Lilac Hall	010.2	16	N-6-M											
Lilac Hall	011.2	17	L-4A-M											
Lilac Hall	010.3	18	N-6-M											
Lilac Hall	014.2	19	N-6-M											
Lilac Hall	109.2	23	L-4A-M			10G37	3-4 hinge	R	Ext.	Single			1	
Lilac Hall	110.1	26	L-4A-M			10G37	continuous	N	Ext.	Single			1	
Lilac Hall	111.1	28	L-4A-M			10G37	continuous	N	Int.	Single			1	
Lilac Hall	112.1	29	L-4A-M			10G37	continuous	N	Int.	Single			1	
Lilac Hall	109.1	30	L-4A-M			10G37	continuous	N	Int.	Single			1	
Lilac Hall	110.2	31	L-4A-M			10G37	continuous	N	Int.	Single			1	
Lilac Hall	113.1	32	L-4A-M			10G37	3-4 hinge	N	Int.	Single			1	
Lilac Hall	209.2	34	L-4A-M			10G37	continuous	R	Ext.	Single			1	
Lilac Hall	900	39	N-6-M			10G04	3-4 hinge	N	Ext.	Single			1	
Lilac Hall	211.2	40	L-4A-M			10G37	continuous	N	Int.	Single			1	
Lilac Hall	209.1	42	L-4A-M			10G37	continuous	N	Int.	Single			1	
Lilac Hall	210.1	43	L-4A-M			10G37	3-4 hinge	N	Int.	Single		YES	1	E-STK
Lilac Hall	210.2	44	N-6-M			10G37	3-4 hinge	N	Int.	Single			1	
Lilac Hall	211.1	45	L-4A-M			10G37	continuous	N	Int.	Single			1	
Lilac Hall	210.3	46	N-6-M			10G37	3-4 hinge	N	Int.	Single			1	

HARDWARE COMPONENTS

	ID	Description	Part Number	Finish	Manufacturer	Notes
Hardware	L	Non-Electrified Lockset (Std. Core)	28-10G*xxLL26D	626	Sargent	* = 37 - Classroom 38 - Security Classroom 05 - Office/Entry 04 - Storeroom
	EL	Electrified Lever Lockset (Std. Core)	28 10G71-24V LL LC	US26D	Sargent	
	LR	Electrified Latch Retraction Kit	QEL 50745 RX	NA	Von Duprin	Baseplate Only - 958003-00
	DH	D-Handle	As req'd			
	N	None-Reuse Existing Lockset	Existing			
Cylinder	1	Mortise Cylinder (IC Core)(Room Key)	337020xxS	13	Medeco	
	2A	Rim Cylinder (IC Core)(Room Key)	337020xxS	26	Medeco	
	2B or 3	Mortise Cylinder (Interior Maison Key)	337020xxS	26	Medeco	
	4A	Lockset Cylinder (Std. Core)(Room Key-Interior Maison Key)	20T0901 GGMK	26	Medeco	
	4B	Lockset Cylinder (Std. Core)(Room Key)	20T0901 GGMK	26	Medeco	
	5	Lockset Cylinder (Std. Core)(Room Key-Interior Thumb Turn)	20T0901 GGMK	26	Medeco	
	6	Lockset Cylinder (Std. Core)(Room Key-Interior Blank)	20T0901 GGMK	26	Medeco	
Accessory	A	IC Core	3xxx Series as req'd per cylinder	26	Medeco	
	B	RX Switch Kit	LRVD1R		Security Door Controls	
	C	Electric Power Transfer	AR4612		AdamsRite	
	D	Door Contact	195-12WG, 199-12WG, 413PWG, 4532D-36, 4482A	NA	GRI	
	G	Cover Plate	As req'd	630	Don Jo	
	H1	Rim Exit Device	98NL 990NL(Std)	US32D	Von Duprin	
	H2	Rim Exit Device	35A-NL 386NL	US26D	Von Duprin	
	J	Trim Exit Device	990NL	US26D	Von Duprin	
	K	Concealed Vertical Rod Exit	3547A-NL 386NL	313	Von Duprin	
	M	Hardware Balance	Re-use existing			
	N	Dogging Push-Button	MAV0120/3D2GN024		Bulgin	

LILAC HALL - FIRST FLOOR PLAN

SCALE : 3/32"=1'

0 5 10 15 20

KMM SERVICES, INC
TECHNOLOGY & FIRE LIFE SAFETY
5433 El Camino Ave. Suite 5
Carmichael, CA 95608
Office: (916) 359-4000 Fax: (916) 520-3831
www.kmmservices.com

LICENSE STAMPS

Copyright © 2018

These drawings and specifications and the ideas, designs and arrangements represented thereby are and shall remain the property of KMM Services, Inc. and no part thereof shall be copied disclosed to others, or used in connection with any other work or project other than the specific project for which they have been prepared and developed without written consent of KMM Services, Inc. Visual contact with these drawings or specifications shall constitute conclusive evidence of these restrictions.

IF DRAWING IS NOT 30"X42" IT IS A REDUCED PRINT

SHEET REVISIONS

DELTA	DESCRIPTION	DATE
1	ADDENDUM 01	2018-10-15

SITE KEY PLAN

APPROVALS

LOS RIOS COMMUNITY COLLEGE DISTRICT

FOLSOM LAKE COLLEGE
10 COLLEGE PARKWAY
FOLSOM, CA 95630

PROJECT

LOS RIOS CCD

DOOR HARDWARE AND CYLINDER UPGRADE
FOLSOM LAKE COLLEGE

SHEET TITLE

LILAC HALL -
FIRST FLOOR PLAN

DRAWING STATUS

PERFORMANCE DOCUMENTS

PROJECT NO:	-
BID PACKAGE:	-
DESIGNED BY:	JZ/JG
SCALE:	AS PER PLAN
ISSUE DATE:	2018-08-31
WORKING DATE:	2018-10-15

SHEET

F-5-H210

Login Name: gpotts
Plot Date: October 12, 2018 - 4:17 pm
File Name: L:\Los Rios CCD_Key Access\S_FLO_ACAD\Hardware\F-5-H210 0 Lilac Hall.dwg
Layout: Lilac Hall - 01 - Hardware 1 & Key Plan & Hardware Groups 1 & Lilac Hall (F2P)

HARDWARE GENERAL NOTE(S):

1. SEE F-xx-H2x SHEETS FOR EQUIPMENT SCHEDULE AND HARDWARE INFORMATION.

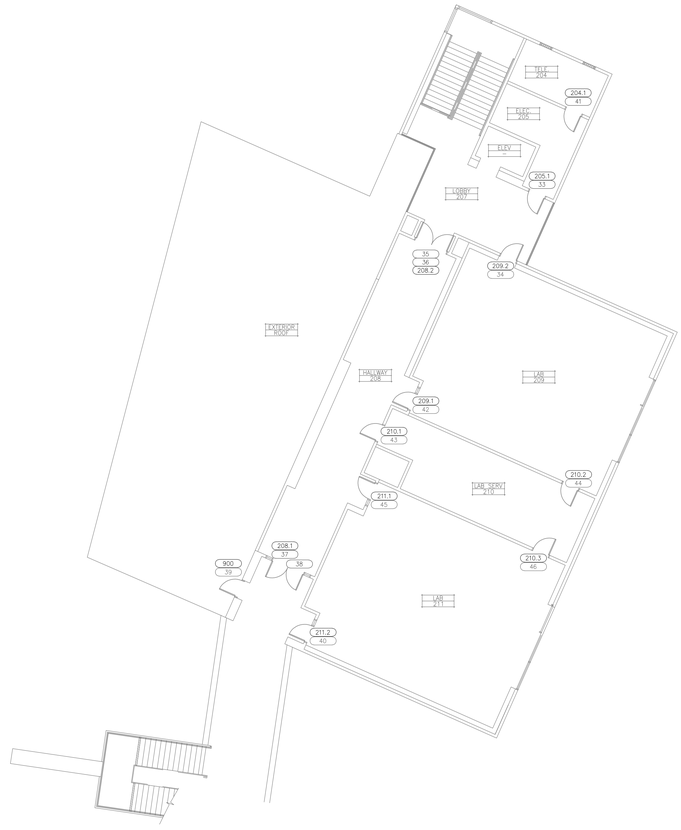

LILAC HALL - SECOND FLOOR PLAN

SCALE : 3/32"=1'

0 5 10 15 20

KMM SERVICES, INC
TECHNOLOGY & FIRE LIFE SAFETY
5433 El Camino Ave. Suite 5
Carmichael, CA 95608
Office: (916) 359-4000 Fax: (916) 520-3831
www.kmmservices.com

LICENSE STAMPS

Copyright © 2018

These drawings and specifications and the ideas, designs and arrangements represented thereby are and shall remain the property of KMM Services, Inc. and no part thereof shall be copied disclosed to others, or used in connection with any other work or project other than the specific project for which they have been prepared and developed without the written consent of KMM Services, Inc. Visual contact with these drawings or specifications shall constitute conclusive evidence of these restrictions.

IF DRAWING IS NOT 30"X42" IT IS A REDUCED PRINT

SHEET REVISIONS

DELTA	DESCRIPTION	DATE
1	ADDENDUM 01	2018-10-15

SITE KEY PLAN

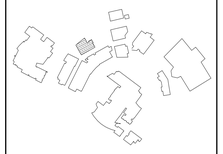

APPROVALS

LOS RIOS COMMUNITY COLLEGE DISTRICT

FOLSOM LAKE COLLEGE
10 COLLEGE PARKWAY
FOLSOM, CA 95630

PROJECT

LOS RIOS CCD

DOOR HARDWARE AND CYLINDER UPGRADE
FOLSOM LAKE COLLEGE

SHEET TITLE

LILAC HALL -
SECOND FLOOR PLAN

DRAWING STATUS

PERFORMANCE DOCUMENTS

PROJECT NO:	--
BID PACKAGE:	--
DESIGNED BY:	JZ/JC
SCALE:	AS PER PLAN
ISSUE DATE:	2018-08-31
WORKING DATE:	2018-10-15

SHEET

F-5-H220

Login Name: jzgrubb
Plot Date: October 12, 2018 - 4:17 pm
File Name: L:\Los Rios CCD_Key Access\3_FLC_ACAD\Hardware\F-5-H220 Lilac Hallway
Plot Scale: 1 = 1 Units: FT - Hardware: X - Key Keys: X - Lilac Hall - Second

					Existing Hardware Survey									
Building	Existing Door ID	New Door ID	Hardware Part Number	Access Cntrl.	Cylinder Type	Hardware Type and Model	Hinge Type	Rated?	Face	Door Type	Degree	Card Reader	Core Count	Notes
Falcon's Roost	144.1	1	LR-2A/2B-A/B/C/D/M	Y	RIM/MORTISE	CD99NL-OP	continuous	N	Ext.	Single			2	
Falcon's Roost	140.1	2	EL-6-C/D/M	Y	I/C RIM-I/CMORT	CD99NL-OP	continuous	N	Ext.	Single		YES	2	E-STK
Falcon's Roost	901	3	EL-6-C/D/M	Y	I/C RIM	99NL-OP	continuous	N	Ext.	Single		YES	1	E-STK
Falcon's Roost	130.1	6	EL-6-C/D/M	Y	KIL	10G04	3-4 hinge	N	Int.	Single		YES	1	E-STK
Falcon's Roost	905A	8	EL-6-C/D/M	Y	RIM/MORTISE	99L	continuous	N	Ext.	PAIR-ACT		YES	2	KEYED MULLION
Falcon's Roost	905B	9	D	Y	RIM	99L	continuous	N	Ext.	PAIR-INACT			1	
Falcon's Roost	140.2	16	EL-6-C/D/M	Y	RIM	99NL	3-4 hinge	N	Int.	Single			1	
Falcon's Roost	149.1	17	EL-6-C/D/M	Y	KIL	10G04	3-4 hinge	N	Int.	Single			1	
Falcon's Roost	132.1A	39	EL-6-C/D/M	Y	KIL	10G04	3-4 hinge	N	Int.	PAIR-ACT			1	
Falcon's Roost	132.1B	40	D	Y			3-4 hinge	N	Int.	PAIR-INACT				
Falcon's Roost	134.1	41	EL-6-C/D/M	Y	KIL	10G04	3-4 hinge	N	Int.	Single			1	
Falcon's Roost	133.1	42	EL-6-C/D/M	Y	KIL	10G04	3-4 hinge	N	Int.	Single			1	
Falcon's Roost	130.2	44	EL-6-C/D/M	Y	KIL	10G??	3-4 hinge	N?	Int.	PAIR-ACT			1	
Falcon's Roost	131.1	43	EL-6-C/D/M	Y	KIL	10G04	3-4 hinge	Y	Int.	Single			1	
Falcon's Roost	130.2	44	EL-6-C/D/M	Y			3-4 hinge	N?	Int.	PAIR-INACT				
Falcon's Roost	130.2	45	D	Y			3-4 hinge	N?	Int.	PAIR-INACT				
Falcon's Roost	122.2	49	EL-6-C/D/M	Y	KIL	10G??	3-4 hinge	N	Int.	Single			1	
Falcon's Roost	904	56	EL-6-C/D/M	Y	KIL	10G04	3-4 hinge	N	Int.	Single		YES	1	E-STK
Falcon's Roost	201.2A	65	LR-2A/2B-A/B/C/D/M/N	Y	RIM	9847NL-OP	continuous	N	Ext.	PAIR-ACT			1	
Falcon's Roost	201.2B	66	LR-2A/2B-A/B/C/D/M	Y		9847EO	continuous	N	Ext.	PAIR-INACT				
Falcon's Roost	201.1A	67	LR-2A/2B-A/B/C/D/M	Y	RIM	9847NL-OP	continuous	N	Ext.	PAIR-ACT			1	Auto Operator
Falcon's Roost	201.1B	68	LR-2A/2B-A/B/C/D/M	Y		9847EO	continuous	N	Ext.	PAIR-INACT				
Falcon's Roost	232.1A	82	EL-6-C/D/M	Y	KIL	10G04	3-4 hinge	N	Int.	PAIR-ACT			1	
Falcon's Roost	232.1B	83	D	Y			3-4 hinge	N	Int.	PAIR-INACT				
Falcon's Roost	231.1	84	EL-6-C/D/M	Y	KIL	10G04	3-4 hinge	N	Int.	Single		YES	1	E-STK
Falcon's Roost	233.1A	D	EL-6-C/D/M	Y	KIL	10G04	3-4 hinge	N	Int.	PAIR-ACT			1	
Falcon's Roost	233.1B	86	D	Y			3-4 hinge	N	Int.	PAIR-INACT				
Falcon's Roost	230.1	87	EL-6-C/D/M	Y	KIL	10G??	3-4 hinge	N	Int.	Single			1	
Falcon's Roost	912	92	EL-6-C/D/M	Y	KIL	10G37	3-4 hinge	N	Int.	Single			1	
Falcon's Roost	102.1A	4	N-2A/2B-A/M		RIM/(2)MORTISE	CD9947NL-OP	continuous	N	Ext.	PAIR-ACT			3	KEY SWITCH
Falcon's Roost	102.1B	5	N-2B-A/M		MORTISE	CD9947EO	continuous	N	Ext.	PAIR-INACT			1	
Falcon's Roost	906	7	N-2B-A/M		RIM/MORTISE	99NL	3-4 hinge	N	Ext.	Single			2	LOCAL ALARM
Falcon's Roost	903	10	N-5-M			10U65	3-4 hinge	N	Int.	Single				
Falcon's Roost	146.1	11	N-6-M		KIL	10G04	3-4 hinge	N	Int.	Single			1	
Falcon's Roost	145.1	12	N-6-M		KIL	10G04	3-4 hinge	N	Int.	Single			1	
Falcon's Roost	148.1	13	N-4A-M		KIL	10G38	3-4 hinge	N	Int.	Single			2	
Falcon's Roost	143.1	14	N-6-M		KIL	10G37	3-4 hinge	N	Int.	Single			1	
Falcon's Roost	142.1	15	N-6-M		KIL	10G05	3-4 hinge	N	Int.	Single			1	
Falcon's Roost	141.1	18	N-6-M		KIL	10G04	3-4 hinge	N	Int.	Single			1	
Falcon's Roost	118.1	19	N-6-M		KIL	10G04	3-4 hinge	N	Int.	Single			1	
Falcon's Roost	117.1	20	N-5-M		KIL	10G05	3-4 hinge	N	Int.	Single			1	
Falcon's Roost	116.1	21	N-5-M		KIL	10G05	3-4 hinge	N	Int.	Single			1	
Falcon's Roost	119.1	22	N-1/2A-A/M		I/C MORT	MS1850	continuous	N	Int.	Single			2	
Falcon's Roost	902	23	N-6-M		KIL	10G37	3-4 hinge	N	Int.	Single			1	
Falcon's Roost	113.1	24	N-6-M		KIL	10G37	3-4 hinge	N	Int.	Single			1	
Falcon's Roost	114.1	25	N-5-M		KIL	10G05	3-4 hinge	N	Int.	Single			1	
Falcon's Roost	900	26	N/A			99EO	3-4 hinge	N	Int.	Single				
Falcon's Roost	119.2	27	N-2A/2B-A/M		I/C RIM	99NL-OP	continuous	N	Int.	Single			1	
Falcon's Roost	111.1	28	N-6-M		KIL	10G04	3-4 hinge	N	Int.	Single			1	
Falcon's Roost	110.1A	29	N-6-M		KIL	10G04	3-4 hinge	N	Int.	PAIR-ACT			1	
Falcon's Roost	110.1B	30	NONE				3-4 hinge	N	Int.	PAIR-INACT				
Falcon's Roost	108.1	31	N-6-M		KIL	10G37	3-4 hinge	N	Int.	Single			1	
Falcon's Roost	106.1	32	N-6-M		KIL	10G37	3-4 hinge	N	Int.	Single			1	
Falcon's Roost	120.2A	33	N-2A/2B-A/M		RIM	9947NL-OP-LBR	3-4 hinge	N	Int.	PAIR-ACT			1	
Falcon's Roost	120.2B	34	NONE			9947EO-LBR	3-4 hinge	N	Int.	PAIR-INACT				
Falcon's Roost	104.1	35	N/A			PUSH/PULL	3-4 hinge	N	Int.	Single				
Falcon's Roost	103.1	36	N/A			PUSH/PULL	3-4 hinge	N	Int.	Single				
Falcon's Roost	105.1	37	N-5-M		KIL	10G05	3-4 hinge	N	Int.	Single			1	
Falcon's Roost	105.2	38	N-5-M		KIL	10G05	3-4 hinge	N	Int.	Single			1	
Falcon's Roost	123.1	46	N-6-M		KIL	10G??	3-4 hinge	N?	Int.	Single			1	
Falcon's Roost	121.1	47	N-5-M		KIL	10G05	3-4 hinge	N	Int.	Single			1	
Falcon's Roost	122.1	48	N-5-M		KIL	10G??	3-4 hinge	N?	Int.	Single			1	
Falcon's Roost	120.1A	50	N-1/2A-A/M		MORTISE X TT	MS1850	3-4 hinge	N	Int.	PAIR-ACT			1	
Falcon's Roost	120.1B	51	NONE				3-4 hinge	N	Int.	PAIR-INACT				
Falcon's Roost	125.1	52	N-5-M		KIL	10G05	3-4 hinge	N	Int.	Single			1	
Falcon's Roost	126.1	53	N-5-M		KIL	10G05	3-4 hinge	N	Int.	Single			1	
Falcon's Roost	908	54	N-5-M			10U65	3-4 hinge	N	Int.	Single				
Falcon's Roost	907	55	N-6-M		KIL	10G04	3-4 hinge	N	Int.	Single			1	DUTCH DOOR
Falcon's Roost	240.1A	57	N-2A/2B-A/M		I/C RIM-I/CMORT	CD9947NL-OP	continuous	N	Ext.	PAIR-ACT			2	
Falcon's Roost	240.1B	58	N-2B-A/M		I/C MORT	CD9947EO	continuous	N	Ext.	PAIR-INACT			1	
Falcon's Roost	207A.1A	59	N-2A/2B-A/M		I/C RIM-I/CMORT	CD9947NL-OP	continuous	N	Ext.	PAIR-ACT			2	
Falcon's Roost	207A.1B	60	N-2B-A/M		I/C MORT	CD9947EO	continuous	N	Ext.	PAIR-INACT			1	
Falcon's Roost	207A.2A	61	N-2A/2B-A/M		I/C RIM-I/CMORT	CD9947NL-OP	continuous	N	Ext.	PAIR-ACT			2	
Falcon's Roost	207A.2B	62	N-2B-A/M		I/C MORT	CD9947EO	continuous	N	Ext.	PAIR-INACT			1	
Falcon's Roost	207A.3	63	N-1/2B-A/M		RIM	99NL-OP	continuous	N	Ext.	Single			1	
Falcon's Roost	206.1	64	N-1/2B-A/M		RIM	99NL-OP	continuous	N	Ext.	Single			1	
Falcon's Roost	914	69	N-6-M		KIL	10G04	3-4 hinge	N	Ext.	Single			1	
Falcon's Roost	240.2A	70	N-2A/2B-A/M		I/C RIM-I/CMORT	CD9947NL-OP	continuous	N	Ext.	PAIR-ACT			2	
Falcon's Roost	240.2B	71	N-2B-A/M		I/C MORT	CD9947EO	continuous	N	Ext.	PAIR-INACT			1	
Falcon's Roost	240.3A	72	N-2A/2B-A/M		I/C RIM-I/CMORT	CD9947NL-OP	continuous	N	Ext.	PAIR-ACT			2	
Falcon's Roost	240.3B	73	N-2B-A/M		I/C MORT	CD9947EO	continuous	N	Ext.	PAIR-INACT			1	
Falcon's Roost	917	74	NONE		Mortise				Int.	Roll-Up			1	
Falcon's Roost	916	75	NONE		Mortise				Int.	Roll-Up			1	
Falcon's Roost	915	76	NONE	1	Mortise				Int.	Roll-Up			1	
Falcon's Roost	204.1	77	N/A			PUSH/PULL	3-4 hinge	N	Int.	Single				
Falcon's Roost	203.1	78	N/A			PUSH/PULL	3-4 hinge	N	Int.	Single				
Falcon's Roost	220.1A	79	N-2A/2B-A/M		RIM	9847NL-OP	3-4 hinge	N	Int.	PAIR-ACT			1	
Falcon's Roost	220.1B	80	NONE			9847EO	3-4 hinge	N	Int.	PAIR-INACT				
Falcon's Roost	221.1	81	N-6-M	1	KIL	10G??	3-4 hinge	N?	Int.	Single			1	
Falcon's Roost	913	88	N-6-M		KIL	10G04	3-4 hinge	N	Int.	Single			1	
Falcon's Roost	214.1	89	N-5-M		KIL	10G05	3-4 hinge	N	Int.	Single			1	
Falcon's Roost	215.1	90	N-5-M		KIL	10G05	3-4 hinge	N	Int.	Single			1	
Falcon's Roost	213.1	91	N-5-M		KIL	10G05	3-4 hinge	N	Int.	Single			1	
Falcon's Roost	911	93	N-6-M		KIL	10G??	3-4 hinge	N	Int.	Single			1	
Falcon's Roost	910	94	N-6-M		KIL	10G37	continuous	N	Int.	Single			1	
Falcon's Roost	211C.1	95	N-6-M		KIL	10G37	continuous	N	Int.	Single			1	
Falcon's Roost	217.1	96	N/A											
Falcon's Roost	216.1	97	N/A											
Falcon's Roost	218.1	98	N-6-M		KIL	10G37	continuous	N	Int.	Single			1	
Falcon's Roost	909	99	L-4A-M		KIL	10G37	3-4 hinge	N	Int.	Single			1	
Falcon's Roost	242.1	100	N-5-M		KIL	10G05	3-4 hinge	N	Int.	Single			1	
Falcon's Roost	240A.1	101	N-6-M		KIL	10G04	3-4 hinge	Y	Int.	Single			1	

1

HARDWARE COMPONENTS

	ID	Description	Part Number	Finish	Manufacturer	Notes
Hardware	L	Non-Electrified Lockset (Std. Core)	28-10G*xxLL26D	626	Sargent	* = 37 - Classroom 38 - Security Classroom 05 - Office/Entry 04 - Storeroom
	EL	Electrified Lever Lockset (Std. Core)	28 10G71-24V LL LC	US26D	Sargent	
	LR	Electrified Latch Retraction Kit	QEL 50745 RX	NA	Von Duprin	Baseplate Only - 958003-00
	DH	D-Handle	As req'd			
	N	None-Reuse Existing Lockset	Existing			
Cylinder	1	Mortise Cylinder (IC Core)(Room Key)	337020xxS	13	Medeco	
	2A	Rim Cylinder (IC Core)(Room Key)	337020xxS	26	Medeco	
	2B or 3	Mortise Cylinder (Interior Maison Key)	337020xxS	26	Medeco	
	4A	Lockset Cylinder (Std. Core)(Room Key-Interior Maison Key)	20T0901 GGMK	26	Medeco	
	4B	Lockset Cylinder (Std. Core)(Room Key)	20T0901 GGMK	26	Medeco	
	5	Lockset Cylinder (Std. Core)(Room Key-Interior Thumb Turn)	20T0901 GGMK	26	Medeco	
	6	Lockset Cylinder (Std. Core)(Room Key-Interior Blank)	20T0901 GGMK	26	Medeco	
Accessory	A	IC Core	3xxx Series as req'd per cylinder	26	Medeco	
	B	RX Switch Kit	LRVD1R		Security Door Controls	
	C	Electric Power Transfer	AR4612		AdamsRite	
	D	Door Contact	195-12WG, 199-12WG, 413PWG, 4532D-36, 4482A	NA	GRI	
	G	Cover Plate	As req'd	630	Don Jo	
	H1	Rim Exit Device	98NL 990NL(Std)	US32D	Von Duprin	
	H2	Rim Exit Device	35A-NL 386NL	US26D	Von Duprin	
	J	Trim Exit Device	990NL	US26D	Von Duprin	
	K	Concealed Vertical Rod Exit	3547A-NL 386NL	313	Von Duprin	
	M	Hardware Balance	Re-use existing			
	N	Dogging Push-Button	MAV0120/3D2GN024		Bulgin	

1

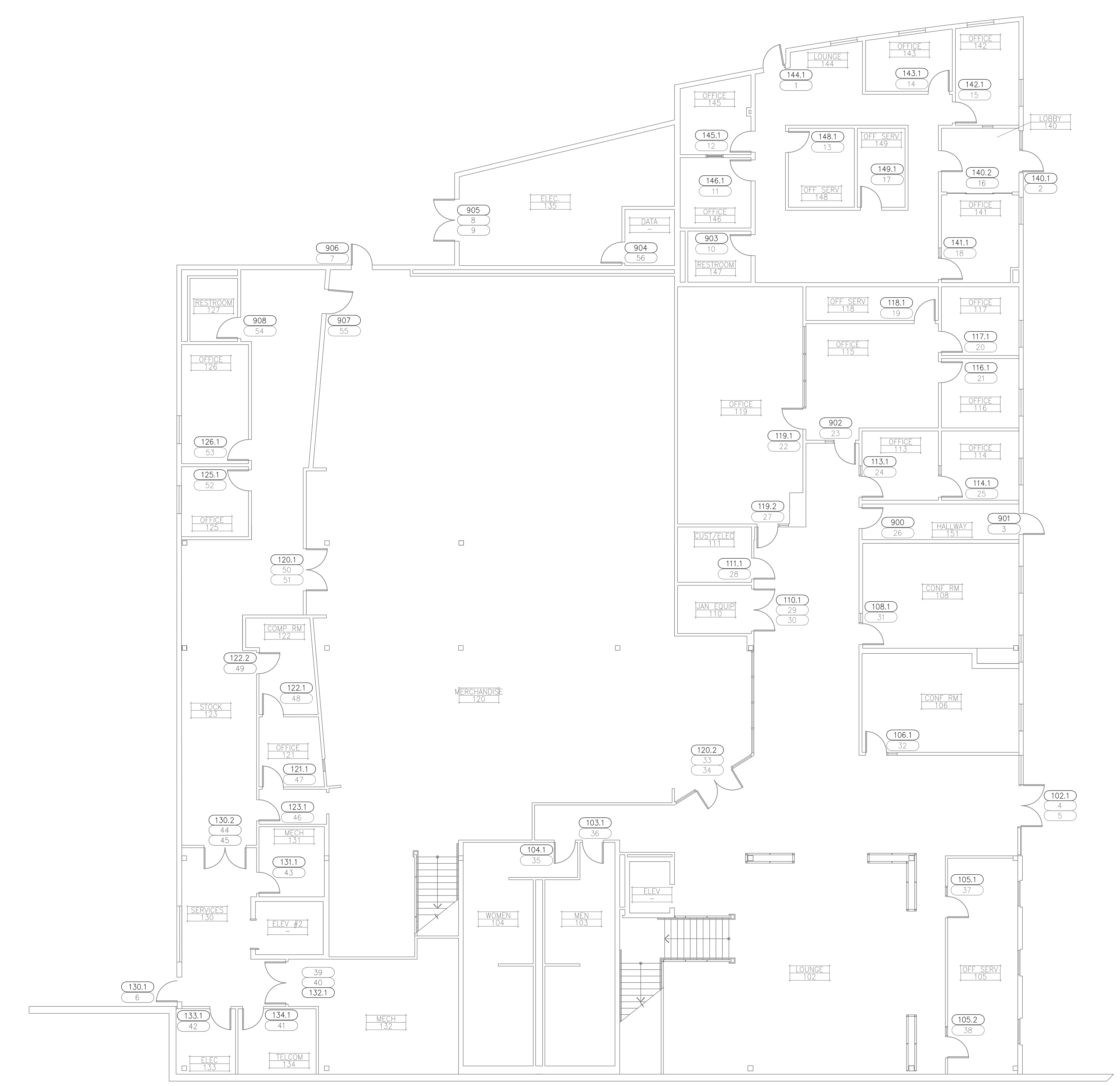

FALCON'S ROOST - FIRST FLOOR PLAN

SCALE : 3/32"=1'

0 5 10 15 20

KMM SERVICES, INC
TECHNOLOGY & FIRE LIFE SAFETY
5433 El Camino Ave. Suite 5
Carmichael, CA 95608
Office: (916) 359-4000 Fax: (916) 520-3831
www.kmmservices.com

LICENSE STAMPS

Copyright © 2018
These drawings and specifications and the ideas, designs and arrangements represented thereby are and shall remain the property of KMM Services, Inc. and no part thereof shall be copied disclosed to others, or used in connection with any other work or project other than the specific project for which they have been prepared and developed without the written consent of KMM Services, Inc. Visual contact with these drawings or specifications shall constitute conclusive evidence of these restrictions.

IF DRAWING IS NOT 30"X42" IT IS A REDUCED PRINT

SHEET REVISIONS

DELTA	DESCRIPTION	DATE
1	ADDENDUM 01	2018-10-15

SITE KEY PLAN

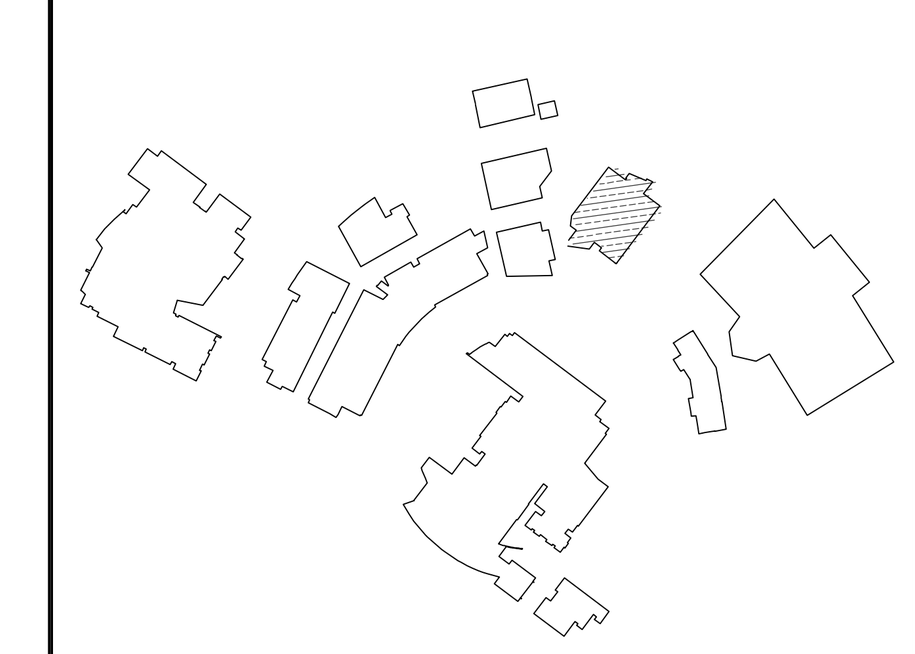

APPROVALS

LOS RIOS COMMUNITY COLLEGE DISTRICT

FOLSOM LAKE COLLEGE
10 COLLEGE PARKWAY
FOLSOM, CA 95630

PROJECT

LOS RIOS CCD

DOOR HARDWARE AND CYLINDER UPGRADE FOLSOM LAKE COLLEGE

SHEET TITLE

FALCON'S ROOST - FIRST FLOOR PLAN

DRAWING STATUS

PERFORMANCE DOCUMENTS

PROJECT NO:	-
BID PACKAGE:	-
DESIGNED BY:	JZ/JG
SCALE:	AS PER PLAN
ISSUE DATE:	2018-08-31
WORKING DATE:	2018-10-15

SHEET

F-6-H210

Login Name: jgoodin
Plot Date: October 12, 2018 - 4:17 pm
File Name: L:\Los Rios CCD_Key Access\3_FLC_ACAD\Hardware\F-6-H210 (Falcon's Roost).dwg
XREFS: X_KMM_Arch_E1 - Hardware : X_Hardware Groups : X_1st Floor : X_Falcons Roost_First

HARDWARE GENERAL NOTE(S):

1. SEE F-xx-H2x SHEETS FOR EQUIPMENT SCHEDULE AND HARDWARE INFORMATION.

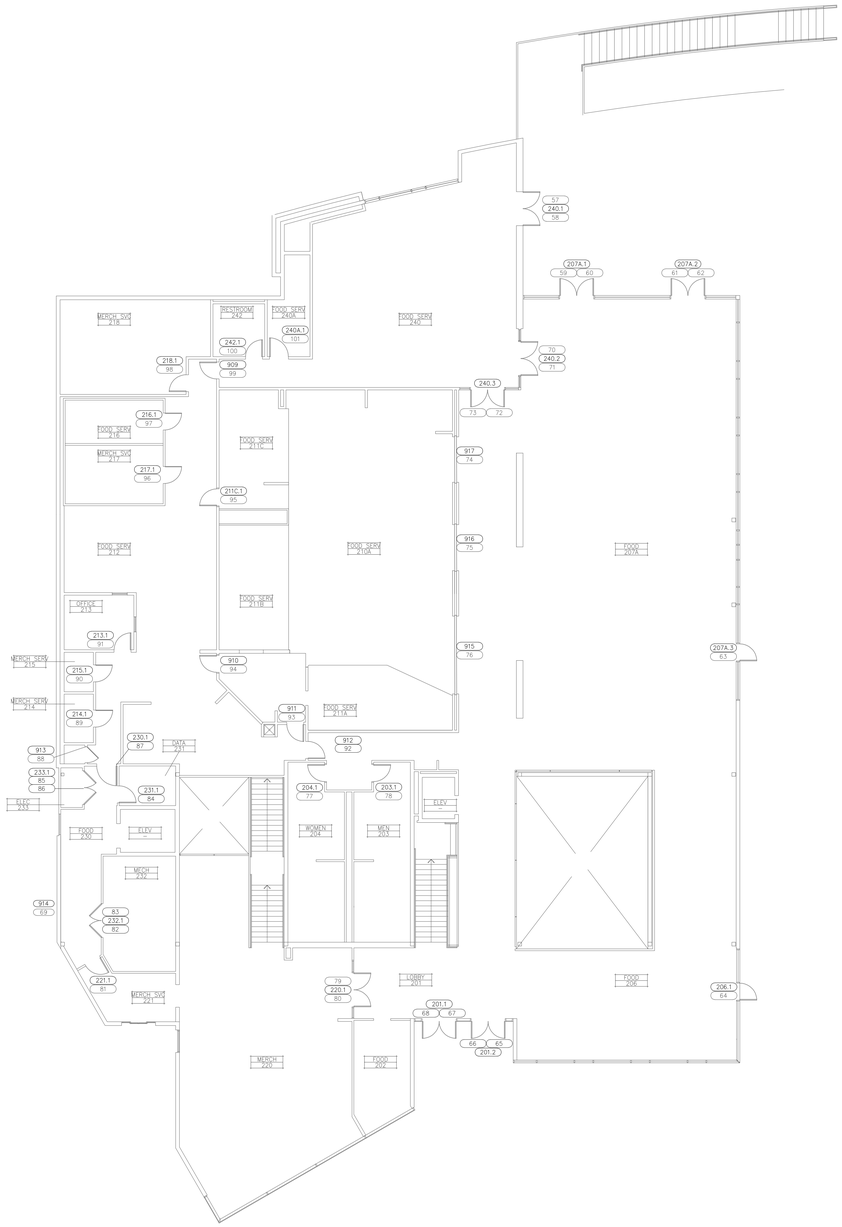

FALCON'S ROOST - SECOND FLOOR PLAN

SCALE : 3/32"=1'

0 5 10 15 20

KMM SERVICES, INC
TECHNOLOGY & FIRE LIFE SAFETY
5433 El Camino Ave. Suite 5
Carmichael, CA 95608
Office: (916) 359-4000 Fax: (916) 520-3831
www.kmmservices.com

LICENSE STAMPS

Copyright © 2018

These drawings and specifications and the ideas, designs and arrangements represented thereby are and shall remain the property of KMM Services, Inc. and no part thereof shall be copied disclosed to others, or used in connection with any other work or project other than the specific project for which they have been prepared and developed without the written consent of KMM Services, Inc. Visual contact with these drawings or specifications shall constitute conclusive evidence of these restrictions.

IF DRAWING IS NOT 30"X42" IT IS A REDUCED PRINT

SHEET REVISIONS

DELTA	DESCRIPTION	DATE
1	ADDENDUM 01	2018-10-15

SITE KEY PLAN

APPROVALS

LOS RIOS COMMUNITY COLLEGE DISTRICT

FOLSOM LAKE COLLEGE
10 COLLEGE PARKWAY
FOLSOM, CA 95630

PROJECT

LOS RIOS CCD

DOOR HARDWARE AND CYLINDER UPGRADE
FOLSOM LAKE COLLEGE

SHEET TITLE

FALCON'S ROOST - SECOND FLOOR PLAN

DRAWING STATUS

PERFORMANCE DOCUMENTS

PROJECT NO:	–
BID PACKAGE:	–
DESIGNED BY:	JZ/JG
SCALE:	AS PER PLAN
ISSUE DATE:	2018-08-31
WORKING DATE:	2018-10-15

SHEET

F-6-H220

Login Name: gjurado
Plot Date: October 15, 2018 - 4:57 pm
File Name: L:\Los Rios CCD_Key Access\3_ELC_ACAD\Hardware\F-6-H220 Falcon's Roost.dwg
Plotted by: Jose Jurado - F1 - Hardware 1 A_24x36.ctb - Falcon's Roost - Second

Building	Existing Door ID	Door ID	Hardware Part Number	Access Cntrl.	Existing Hardware Survey Cylinder Type	Hardware Type and Model	Hinge Type	Rated?	Face	Door Type	Degree	Card Reader	Core Count	Notes
Physical Education	900	1	LR-2A/2B-A/B/C/D/M/N	Y	RIM	EL99NL	Continuous	N	Ext.	Single		Yes	1	
Physical Education	109.1	2	EL-6-C/D/M	Y	KIL	10G04	3-4 hinge	N	Ext.	Single		Yes	1	E-STK
Physical Education	110.1	3	EL-6-C/D/M	Y	KIL	ND80PD	3-4 hinge	N	Ext.	Single		Yes	1	E-STK
Physical Education	119.1	4	LR-2A/2B-A/B/C/D/M	Y	KIL	10G05	Continuous	R	Int.	Single			1	
Physical Education	901	6	LR-2A/2B-A/B/C/D/M/N	Y	RIM	EL9947NL-OP	Continuous	N	Ext.	Pair-Act			1	Auto operator
Physical Education	901	7	LR-2A/2B-A/B/C/D/M	Y		EL9947EO	Continuous	N	Ext.	Pair-Inact				Auto operator
Physical Education	107.1	19	EL-6-C/D/M	Y	KIL	10G04	3-4 hinge	R	Int.	Single			1	
Physical Education	207.1	40	EL-6-C/D/M	Y										
Physical Education	207.1	41	D	Y										
Physical Education	206.1	42	EL-6-C/D/M	Y	KIL	10G04	Pivot	N	Int.	Single			1	
Physical Education	206.1	43	D	Y	KIL	10G04	Pivot	N	Int.	Single			1	
Physical Education	903	5	N-2A/2B-A/M		RIM	99NL	Continuous	N	Ext.	Single			1	
Physical Education	102.2	8	NONE		KIL	10G04	3-4 hinge	N	Ext.	Single			1	
Physical Education	102.2	9	NONE		MORT			N		Roll-Up			2	
Physical Education	103.1	10	N-2A/2B-A/M		RIM	9947L-F	Continuous	R	Int.	Pair-Act			1	
Physical Education	103.1	11	N-2B-A/M			9947EO-F	Continuous	R	Int.	Pair-Inact				
Physical Education	103.2	12	N-2A/2B-A/M		RIM	9947L-F	Continuous	R	Int.	Pair-Act			1	
Physical Education	103.2	13	N-2B-A/M			9947EO-F	Continuous	R	Int.	Pair-Inact				
Physical Education	102.1	14	N-6-M		KIL	10G37	3-4 hinge	R	Int.	Single			1	
Physical Education	904	15	N-6-M		KIL	10G04	3-4 hinge	N	Int.	Single			1	
Physical Education	104.1	16	NONE		KIL	10G04	Continuous	R	Int.	Single			1	Auto operator, E-STK
Physical Education	105.1	17	NONE		KIL	10G04	Continuous	R	Int.	Single			1	Auto operator, E-STK
Physical Education	106.1	18	NONE		KIL	10G04	3-4 hinge	R	Int.	Single			1	
Physical Education	112.2	20	N-1/2B-A/M		RIM	99L-F	Continuous	R	Int.	Single			1	
Physical Education	112.1	21	N-1/2B-A/M		RIM	99L-F	Continuous	R	Int.	Single			1	
Physical Education	111.1	22	NONE		KIL	10G04	3-4 hinge	N	Int.	Single			1	
Physical Education	116.1	23	N-5-M		KIL	10G04	3-4 hinge	R	Int.	Single			1	
Physical Education	902	23	N-1/2B-A/M		RIM	99L-F	Continuous	R	Int.	Single			1	
Physical Education	108.1	25	NONE											
Physical Education	117.1	26	N-5-M		KIL	10G05	3-4 hinge	N	Int.	Single			1	
Physical Education	118.1	27	N-5-M		KIL	10G05	3-4 hinge	N	Int.	Single			1	
Physical Education	115.1	28	N-6-M		KIL	10G37	3-4 hinge	N	Int.	Single			1	
Physical Education	113.1	29	N-5-M		KIL	10G05	3-4 hinge	N	Int.	Single			1	
Physical Education	114.1	30	N-5-M		KIL	10G05	3-4 hinge	N	Int.	Single			1	
Physical Education	203.2	33	N-2A/2B-A/M		RIM	9947L-F	Continuous	R	Int.	Pair-Act			1	
Physical Education	203.2	34	N-2B-A/M			9947EO-F	Continuous	R	Int.	Pair-Inact				
Physical Education	203.1	35	N-2A/2B-A/M		RIM	9947L-F	Continuous	R	Int.	Pair-Act			1	
Physical Education	203.1	36	N-2B-A/M			9947EO-F	Continuous	R	Int.	Pair-Inact				
Physical Education	204.2	37	N-2A/2B-A/M		RIM	9947L-F	Continuous	R	Int.	Pair-Act			1	
Physical Education	204.2	38	N-2B-A/M			9947EO-F	Continuous	R	Int.	Pair-Inact				
Physical Education	204.1	39	N-1/2B-A/M											
Physical Education	208.1	44	NONE											
Physical Education	209.1	45	NONE											
Physical Education	907	46	N-2A/2B-A/M		RIM	9947L-F	Continuous	R	Int.	Pair-Act			1	
Physical Education	907	47	NONE			9947EO-F	Continuous	R	Int.	Pair-Inact				
Physical Education	908	48	N-2A/2B-A/M		RIM	9947L-F	Continuous	R	Int.	Pair-Act			1	
Physical Education	908	49	NONE			9947EO-F	Continuous	R	Int.	Pair-Inact				
Physical Education	211.2	50	N-1/2B-A/M											
Physical Education	211.1	51	N-2A/2B-A/M		RIM	9947L	Continuous	N	Int.	Pair-Act			1	
Physical Education	211.1	52	N-2B-A/M			9947EO	Continuous	N	Int.	Pair-Inact				
Physical Education	202.1	31,32	NONE		KIL	10G37	3-4 hinge	N	Int.	Single			1	
Physical Education	207.1	40,41	N-6-M											
Physical Education	119.1		NONE		RIM	99NL	Continuous	N	Ext.	Single		Yes	1	E-STK

HARDWARE COMPONENTS

ID		Description	Part Number	Finish	Manufacturer	Notes
Hardware	L	Non-Electrified Lockset (Std. Core)	28-10G*xxLL26D	626	Sargent	* = 37 - Classroom 38 - Security Classroom 05 - Office/Entry 04 - Storeroom
	EL	Electrified Lever Lockset (Std. Core)	28 10G71-24V LL LC	US26D	Sargent	
	LR	Electrified Latch Retraction Kit	QEL 50745 RX	NA	Von Duprin	Baseplate Only - 958003-00
	DH	D-Handle	As req'd			
	N	None-Reuse Existing Lockset	Existing			
Cylinder	1	Mortise Cylinder (IC Core)(Room Key)	337020xxS	13	Medeco	
	2A	Rim Cylinder (IC Core)(Room Key)	337020xxS	26	Medeco	
	2B or 3	Mortise Cylinder (Interior Maison Key)	337020xxS	26	Medeco	
	4A	Lockset Cylinder (Std. Core)(Room Key-Interior Maison Key)	20T0901 GGMK	26	Medeco	
	4B	Lockset Cylinder (Std. Core)(Room Key)	20T0901 GGMK	26	Medeco	
	5	Lockset Cylinder (Std. Core)(Room Key-Interior Thumb Turn)	20T0901 GGMK	26	Medeco	
	6	Lockset Cylinder (Std. Core)(Room Key-Interior Blank)	20T0901 GGMK	26	Medeco	
Accessory	A	IC Core	3xxx Series as req'd per cylinder	26	Medeco	
	B	RX Switch Kit	LRVD1R		Security Door Controls	
	C	Electric Power Transfer	AR4612		AdamsRite	
	D	Door Contact	195-12WG, 199-12WG, 413PWG, 4532D-36, 4482A	NA	GRI	
	G	Cover Plate	As req'd	630	Don Jo	
	H1	Rim Exit Device	98NL 990NL(Std)	US32D	Von Duprin	
	H2	Rim Exit Device	35A-NL 386NL	US26D	Von Duprin	
	J	Trim Exit Device	990NL	US26D	Von Duprin	
	K	Concealed Vertical Rod Exit	3547A-NL 386NL	313	Von Duprin	
	M	Hardware Balance	Re-use existing			
	N	Dogging Push-Button	MAV0120/3D2GN024		Bulgin	

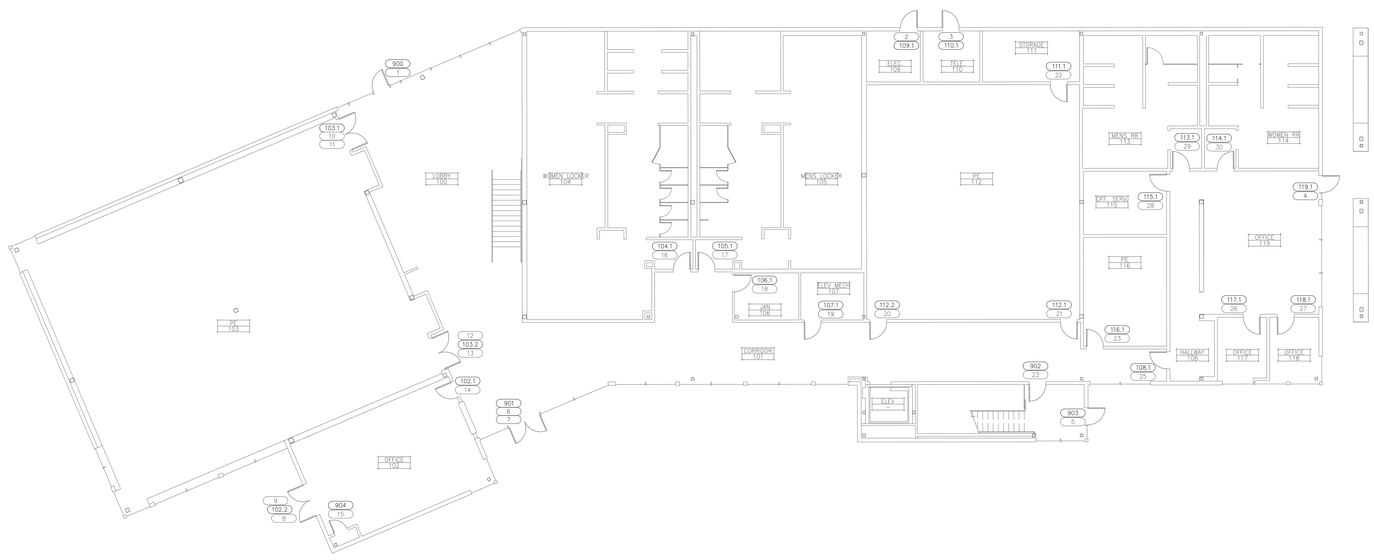

N

PHYSICAL EDUCATION - FIRST FLOOR PLAN

SCALE : 3/32"=1'

0 5 10 15 20

KMM SERVICES, INC
TECHNOLOGY & FIRE LIFE SAFETY
5433 El Camino Ave. Suite 5
Carmichael, CA 95608
Office: (916) 359-4000 Fax: (916) 520-3831
www.kmmservices.com

LICENSE STAMPS

Copyright © 2018

These drawings and specifications and the ideas, designs and arrangements represented thereby are and shall remain the property of KMM Services, Inc. and no part thereof shall be copied disclosed to others, or used in connection with any other work or project other than the specific project for which they have been prepared and developed without the written consent of KMM Services, Inc. Visual contact with these drawings or specifications shall constitute conclusive evidence of these restrictions.

IF DRAWING IS NOT 30"X42" IT IS A REDUCED PRINT

SHEET REVISIONS

DELTA	DESCRIPTION	DATE
1	ADDENDUM 01	2018-10-15

SITE KEY PLAN

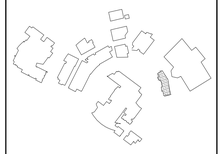

APPROVALS

LOS RIOS COMMUNITY COLLEGE DISTRICT

FOLSOM LAKE COLLEGE
10 COLLEGE PARKWAY
FOLSOM, CA 95630

PROJECT

LOS RIOS CCD

DOOR HARDWARE AND CYLINDER UPGRADE
FOLSOM LAKE COLLEGE

SHEET TITLE

PHYSICAL EDUCATION - FIRST FLOOR PLAN

DRAWING STATUS

PERFORMANCE DOCUMENTS

PROJECT NO:	--
BID PACKAGE:	--
DESIGNED BY:	JZ/JG
SCALE:	AS PER PLAN
ISSUE DATE:	2018-08-31
WORKING DATE:	2018-10-15

SHEET

F-7-H210

Login Name: gstahl
Plot Date: October 12, 2018 - 4:17 pm
File Name: L:\Los Rios CCD_Key Access\3_FLC_ACAD\Hardware\F-7-H210 (Physical Eduation\dwg
Layout: H Hardware Plan, B1 - Hardware Groups, A, B2 Page 1, A_Physical Education_F210

HARDWARE GENERAL NOTE(S):

1. SEE F-xx-H2x SHEETS FOR EQUIPMENT SCHEDULE AND HARDWARE INFORMATION.

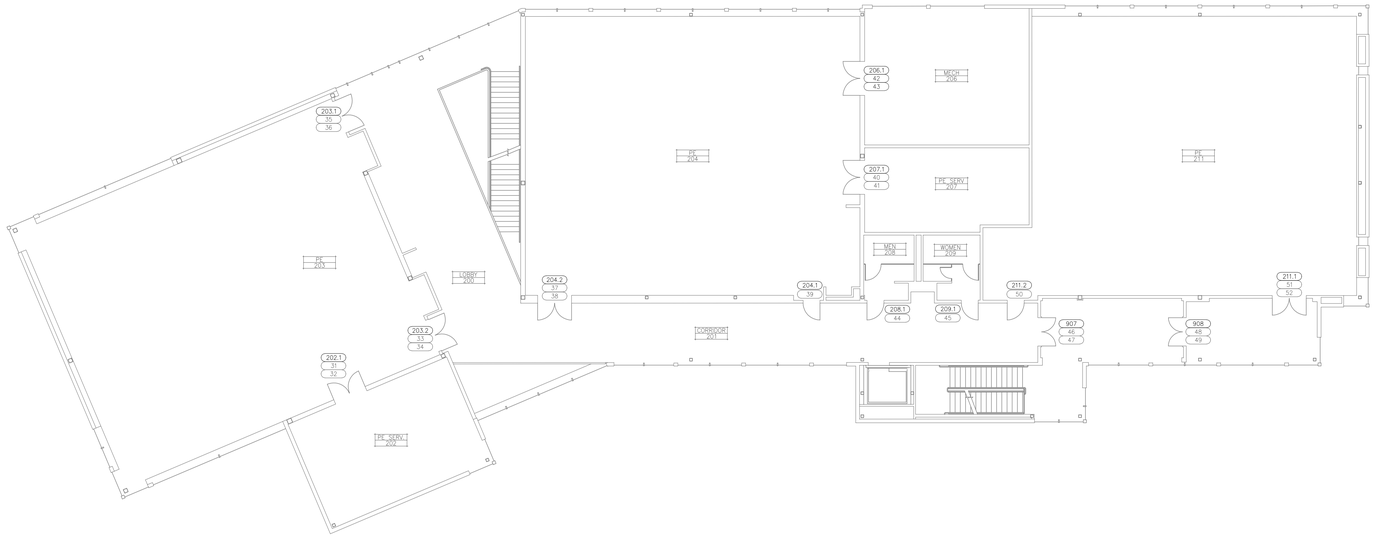

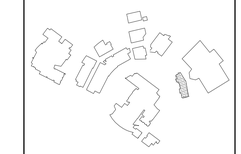

PHYSICAL EDUCATION - SECOND FLOOR PLAN

SCALE : 3/32"=1'

0 5 10 15 20

KMM SERVICES, INC
TECHNOLOGY & FIRE LIFE SAFETY
5433 El Camino Ave. Suite 5
Carmichael, CA 95608
Office: (916) 359-4000 Fax: (916) 520-3831
www.kmmservices.com

LICENSE STAMPS

Copyright © 2018

These drawings and specifications and the ideas, designs and arrangements represented thereby are and shall remain the property of KMM Services, Inc. and no part thereof shall be copied disclosed to others, or used in connection with any other work or project other than the specific project for which they have been prepared and developed without the written consent of KMM Services, Inc. Visual contact with these drawings or specifications shall constitute conclusive evidence of these restrictions.

IF DRAWING IS NOT 30"X42" IT IS A REDUCED PRINT

SHEET REVISIONS

DELTA	DESCRIPTION	DATE
1	ADDENDUM 01	2018-10-15

SITE KEY PLAN

APPROVALS

LOS RIOS COMMUNITY COLLEGE DISTRICT

FOLSOM LAKE COLLEGE
10 COLLEGE PARKWAY
FOLSOM, CA 95630

PROJECT

LOS RIOS CCD

DOOR HARDWARE AND CYLINDER UPGRADE FOLSOM LAKE COLLEGE

SHEET TITLE

PHYSICAL EDUCATION - SECOND FLOOR PLAN

DRAWING STATUS

PERFORMANCE DOCUMENTS

PROJECT NO:	–
BID PACKAGE:	–
DESIGNED BY:	JZ/JG
SCALE:	AS PER PLAN
ISSUE DATE:	2018-08-31
WORKING DATE:	2018-10-15

SHEET

F-7-H220

Login Name: gurpin
Plot Date: October 12, 2018 - 4:57 pm
File Name: L:\Los Rios CCD_Key Access\3_ZFCI_CAD Files\sheet\F-7-H220 (Physical Eduacation).dwg
Xrefs: F-7-H220 Base.dwg, A-XXX Arch.dct, Hardware Key Physical Education - Sheet1

Building	Existing Door ID	New Door ID	Hardware Part Number	Access Cntrl.	Existing Hardware Survey Cylinder Type	Hardware Type and Model	Hinge Type	Rated?	Face	Door Type	Degree	Card Reader	Core Count	Notes
College Admin.	901	2	LR-2A/2B-A/B/C/D/M	Y	RIM	99NL	continuous	N	Ext.	Single			1	
College Admin.	902	3	LR-2A/2B-A/B/C/D/M	Y	RIM	99NL	continuous	N	Ext.	Single		Yes	1	E-STK
College Admin.	121.1	4	EL-6-C/D/M	Y	KIL	10G71	continuous	N	Ext.	Pair Act		Yes	1	
College Admin.	121.1	5	D	Y			continuous	N	Ext.	Pair Inact				
College Admin.	100.1	6	LR-2A/2B-A/B/C/D/M/N	Y	RIM	9947NL-OP	continuous	N	Ext.	Pair Act			1	
College Admin.	100.1	7	LR-2A/2B-A/B/C/D/M	Y		9947EO	continuous	N	Ext.	Pair Inact				
College Admin.	118.1	21	EL-6-C/D/M	Y	KIL	10G37	3-4 hinge	N	Int.	Single		Yes	1	E-STK
College Admin.	120.1	24	EL-6-C/D/M	Y	KIL	10G37	3-4 hinge	N	Int.	Single		Yes	1	E-STK
College Admin.	119.1	28	EL-6-C/D/M	Y	KIL	10G04	3-4 hinge	N	Int.	Single			1	
College Admin.	900	1	N-1-A/M		RIM	EL99NL	continuous	N	Ext.	Single		Yes	1	
College Admin.	101.1	8	N-1-A/M		MORT	1850S	continuous	N	Int.	Pair Act			2	
College Admin.	101.1	9	N-1-A/M				continuous	N	Int.	Pair Inact				
College Admin.	103.1	10	N-1-A/M	1	MORT	1850S	continuous	N	Int.	Single			2	
College Admin.	127.1	11	N-5-M			10U65	continuous	N	Int.	Single				
College Admin.	128.1	12	N-5-M			10U65	continuous	N	Int.	Single				
College Admin.	105.1	13	N-6-M		KIL	10G37	3-4 hinge	N	Int.	Single			1	
College Admin.	104.1	14	N-6-M		KIL	10G37	3-4 hinge	N	Int.	Single			1	
College Admin.	106.1	15	N-5-M		KIL	10G05	3-4 hinge	N	Int.	Single			1	
College Admin.	130.1	16	N-5-M			10U65	3-4 hinge	N	Int.	Single				
College Admin.	107.1	17	N-5-M		KIL	10G05	3-4 hinge	N	Int.	Single			1	
College Admin.	108.1	18	N-5-M		KIL	10G05	3-4 hinge	N	Int.	Single			1	
College Admin.	111.1	19	N-5-M		KIL	10G05	3-4 hinge	N	Int.	Single			1	
College Admin.	112.1	20	N-5-M		KIL	10G05	3-4 hinge	N	Int.	Single			1	
College Admin.	115.1	23	N-5-M		KIL	10G05	3-4 hinge	N	Int.	Single			1	
College Admin.	122.1	26	N-5-M		KIL	10G37	continuous	N	Int.	Single			1	E-STK
College Admin.	126.1	27	N-5-M		KIL	10G04	3-4 hinge	N	Int.	Single			1	
College Admin.	124.1	35	N-5-M		KIL	10G05	3-4 hinge	N	Int.	Single			1	
College Admin.	122.2		N-5-M		MORT			N		Roll-Up			2	

HARDWARE COMPONENTS

ID		Description	Part Number	Finish	Manufacturer	Notes
Hardware	L	Non-Electrified Lockset (Std. Core)	28-10G*xxLL26D	626	Sargent	* = 37 - Classroom 38 - Security Classroom 05 - Office/Entry 04 - Storeroom
	EL	Electrified Lever Lockset (Std. Core)	28 10G71-24V LL LC	US26D	Sargent	
	LR	Electrified Latch Retraction Kit	QEL 50745 RX	NA	Von Duprin	Baseplate Only - 958003-00
	DH	D-Handle	As req'd			
	N	None-Reuse Existing Lockset	Existing			
Cylinder	1	Mortise Cylinder (IC Core)(Room Key)	337020xxS	13	Medeco	
	2A	Rim Cylinder (IC Core)(Room Key)	337020xxS	26	Medeco	
	2B or 3	Mortise Cylinder (Interior Maison Key)	337020xxS	26	Medeco	
	4A	Lockset Cylinder (Std. Core)(Room Key-Interior Maison Key)	20T0901 GGMK	26	Medeco	
	4B	Lockset Cylinder (Std. Core)(Room Key)	20T0901 GGMK	26	Medeco	
	5	Lockset Cylinder (Std. Core)(Room Key-Interior Thumb Turn)	20T0901 GGMK	26	Medeco	
	6	Lockset Cylinder (Std. Core)(Room Key-Interior Blank)	20T0901 GGMK	26	Medeco	
Accessory	A	IC Core	3xxx Series as req'd per cylinder	26	Medeco	
	B	RX Switch Kit	LRVD1R		Security Door Controls	
	C	Electric Power Transfer	AR4612		AdamsRite	
	D	Door Contact	195-12WG, 199-12WG, 413PWG, 4532D-36, 4482A	NA	GRI	
	G	Cover Plate	As req'd	630	Don Jo	
	H1	Rim Exit Device	98NL 990NL(Std)	US32D	Von Duprin	
	H2	Rim Exit Device	35A-NL 386NL	US26D	Von Duprin	
	J	Trim Exit Device	990NL	US26D	Von Duprin	
	K	Concealed Vertical Rod Exit	3547A-NL 386NL	313	Von Duprin	
	M	Hardware Balance	Re-use existing			
	N	Dogging Push-Button	MAV0120/3D2GN024		Bulgin	

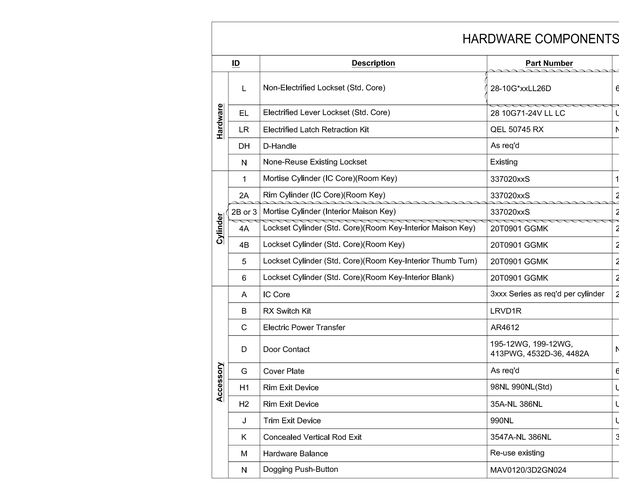

COLLEGE ADMINISTRATION - FLOOR PLAN

SCALE : 3/32"=1'

0 5 10 15 20

KMM SERVICES, INC
TECHNOLOGY & FIRE LIFE SAFETY
5433 El Camino Ave. Suite 5
Carmichael, CA 95608
Office: (916) 359-4000 Fax: (916) 520-3831
www.kmmservices.com

LICENSE STAMPS

Copyright © 2018

These drawings and specifications and the ideas, designs and arrangements represented thereby are and shall remain the property of KMM Services, Inc. and no part thereof shall be copied disclosed to others, or used in connection with any other work or project other than the specific project for which they have been prepared and developed without the written consent of KMM Services, Inc. Visual contact with these drawings or specifications shall constitute conclusive evidence of these restrictions.

IF DRAWING IS NOT 30"X42" IT IS A REDUCED PRINT

SHEET REVISIONS

DELTA	DESCRIPTION	DATE
1	ADDENDUM 01	2018-10-15

SITE KEY PLAN

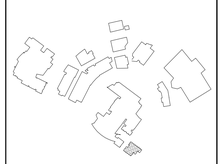

APPROVALS

LOS RIOS COMMUNITY COLLEGE DISTRICT

FOLSOM LAKE COLLEGE
10 COLLEGE PARKWAY
FOLSOM, CA 95630

PROJECT

LOS RIOS CCD

DOOR HARDWARE AND CYLINDER UPGRADE
FOLSOM LAKE COLLEGE

SHEET TITLE

COLLEGE ADMINISTRATION - FLOOR PLAN

DRAWING STATUS

PERFORMANCE DOCUMENTS

PROJECT NO:	–
BID PACKAGE:	–
DESIGNED BY:	JZ/JG
SCALE:	AS PER PLAN
ISSUE DATE:	2018-08-31
WORKING DATE:	2018-10-15

SHEET

F-9-H210

Login Name: gjordin
Plot Date: October 15, 2018 - 4:18 pm
File Name: L:\Los Rios CCD_Key Access\3_FLC_ACAD\Hardware\F-9-H210 (College Admin)dwg
Xrefs: x-ray, Arch_F1 - Hardware 1, Hardware Sets 1 & 2, Key, A_College Admin

HARDWARE GENERAL NOTE(S):

1. SEE F-xx-H2x SHEETS FOR EQUIPMENT SCHEDULE AND HARDWARE INFORMATION.

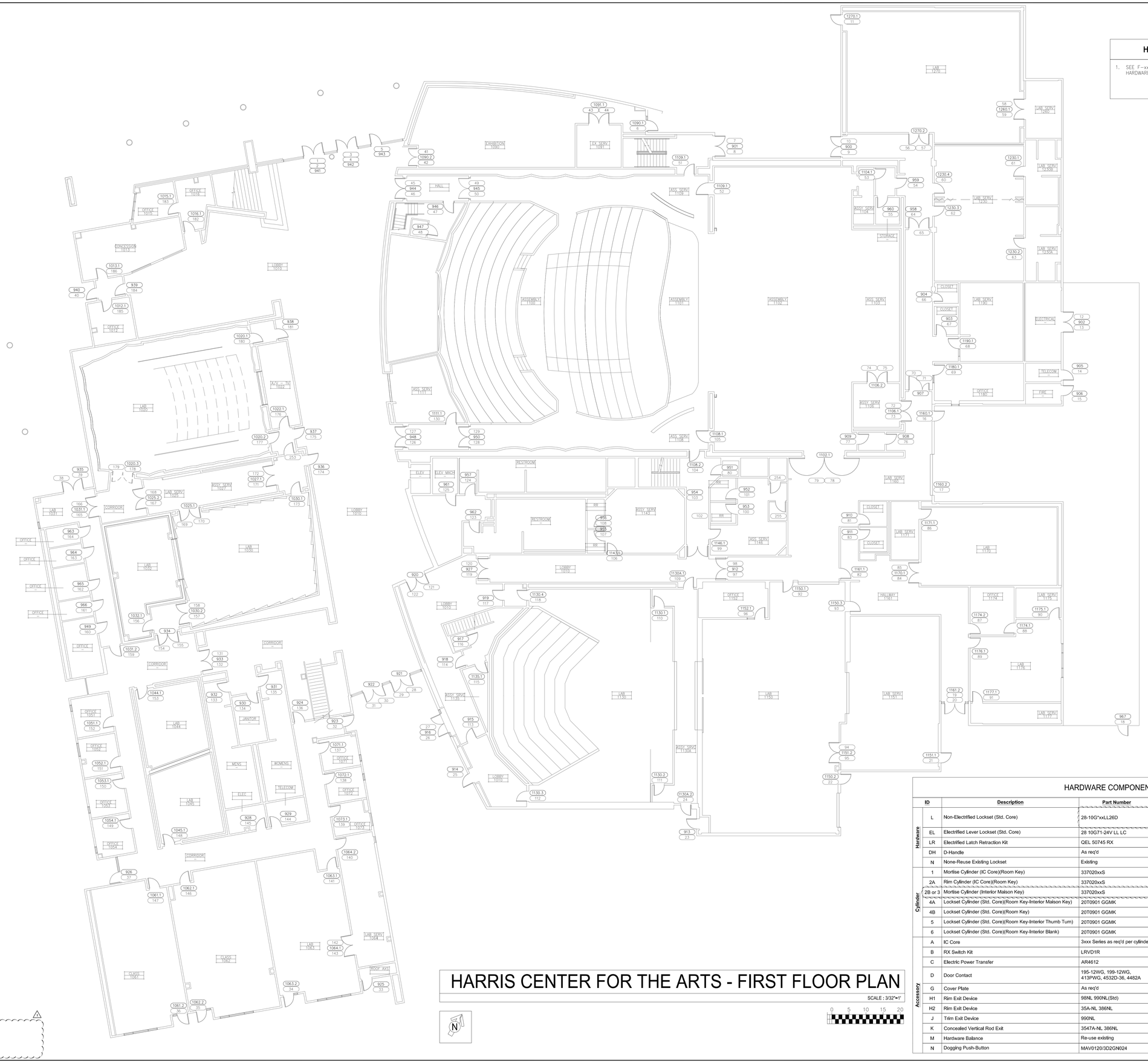

HARDWARE COMPONENTS

ID		Description	Part Number	Finish	Manufacturer	Notes
Hardware	L	Non-Electrified Lockset (Std. Core)	28-10G*xxLL26D	626	Sargent	* = 37 - Classroom 38 - Security Classroom 05 - Office/Entry 04 - Storeroom
	EL	Electrified Lever Lockset (Std. Core)	28 10G71-24V LL LC	US26D	Sargent	
	LR	Electrified Latch Retraction Kit	QEL 50745 RX	NA	Von Duprin	Baseplate Only - 958003-00
	DH	D-Handle	As req'd			
	N	None-Reuse Existing Lockset	Existing			
Cylinder	1	Mortise Cylinder (IC Core)(Room Key)	337020xxS	13	Medeco	
	2A	Rim Cylinder (IC Core)(Room Key)	337020xxS	26	Medeco	
	2B or 3	Mortise Cylinder (Interior Maison Key)	337020xxS	26	Medeco	
	4A	Lockset Cylinder (Std. Core)(Room Key-Interior Maison Key)	20T0901 GGMK	26	Medeco	
	4B	Lockset Cylinder (Std. Core)(Room Key)	20T0901 GGMK	26	Medeco	
	5	Lockset Cylinder (Std. Core)(Room Key-Interior Thumb Turn)	20T0901 GGMK	26	Medeco	
	6	Lockset Cylinder (Std. Core)(Room Key-Interior Blank)	20T0901 GGMK	26	Medeco	
Accessory	A	IC Core	3xxx Series as req'd per cylinder	26	Medeco	
	B	RX Switch Kit	LRVD1R		Security Door Controls	
	C	Electric Power Transfer	AR4612		AdamsRite	
	D	Door Contact	195-12WG, 199-12WG, 413PWG, 4532D-36, 4482A	NA	GRI	
	G	Cover Plate	As req'd	630	Don Jo	
	H1	Rim Exit Device	98NL 990NL(Std)	US32D	Von Duprin	
	H2	Rim Exit Device	35A-NL 386NL	US26D	Von Duprin	
	J	Trim Exit Device	990NL	US26D	Von Duprin	
	K	Concealed Vertical Rod Exit	3547A-NL 386NL	313	Von Duprin	
	M	Hardware Balance	Re-use existing			
	N	Dogging Push-Button	MAV0120/3D2GN024		Bulgin	

HARRIS CENTER FOR THE ARTS - FIRST FLOOR PLAN

SCALE : 3/32"=1'

0 5 10 15 20

KMM SERVICES, INC
TECHNOLOGY & FIRE LIFE SAFETY
5433 El Camino Ave. Suite 5
Carmichael, CA 95608
Office: (916) 359-4000 Fax: (916) 520-3831
www.kmmservices.com

LICENSE STAMPS

Copyright © 2018

These drawings and specifications and the ideas, designs and arrangements represented thereby are and shall remain the property of KMM Services, Inc. and no part thereof shall be copied disclosed to others, or used in connection with any other work or project other than the specific project for which they have been prepared and developed without the written consent of KMM Services, Inc. Visual contact with these drawings or specifications shall constitute conclusive evidence of those restrictions.

IF DRAWING IS NOT 30"X42" IT IS A REDUCED PRINT

SHEET REVISIONS

DELTA	DESCRIPTION	DATE
1	ADDENDUM 01	2018-10-15

SITE KEY PLAN

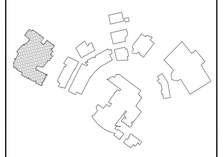

APPROVALS

LOS RIOS COMMUNITY COLLEGE DISTRICT

FOLSOM LAKE COLLEGE
10 COLLEGE PARKWAY
FOLSOM, CA 95630

PROJECT

LOS RIOS CCD

DOOR HARDWARE AND CYLINDER UPGRADE
FOLSOM LAKE COLLEGE

SHEET TITLE

HARRIS CENTER FOR THE ARTS - FIRST FLOOR PLAN

DRAWING STATUS

PERFORMANCE DOCUMENTS

PROJECT NO:	--
BID PACKAGE:	--
DESIGNED BY:	JZ/JG
SCALE:	AS PER PLAN
ISSUE DATE:	2018-08-31
WORKING DATE:	2018-10-15

SHEET

F-10-H210

Login Name: gpugh
Plot Date: October 12, 2018 - 4:18 pm
File Name: L:\Los Rios CCD_Key Access\3_CFL_ACAD\Hardware\F-10-H210 Harris Center\dwg
Path: L:\Los Rios CCD_Key Access\3_CFL\ Hardware\ Drafts\ _K_ 18 F10 F_ Harris Center .rvt

Harris Center	1045.1	148	L-4A-M		I/C KIL	10G04	PIVOT	R	INT	Single			1	
Harris Center	1054.1	149	N-5-M		I/C KIL	10G05	3-4 hinge	R	INT	Single			1	
Harris Center	1053.1	150	N-5-M		I/C KIL	10G05	3-4 hinge	R	INT	Single			1	
Harris Center	1052.1	151	N-5-M		I/C KIL	10G05	3-4 hinge	R	INT	Single			1	
Harris Center	1051.1	152	N-5-M		I/C KIL	10G05	3-4 hinge	R	INT	Single			1	
Harris Center	1044.1	153	L-4A-M		I/C KIL	10G04	PIVOT	R	INT	Single			1	
Harris Center	934A	154	N-2A/2B-A/M		I/C MORT	9975L-F	PIVOT	R	INT	PAIR-ACT			1	
Harris Center	934B	155	N-2B-A/M			9927EO-F LBR	PIVOT	R	INT	PAIR-INACT				
Harris Center	1032.1	156	N-5-M		I/C KIL	10G04	3-4 hinge	R	INT	Single			1	
Harris Center	1030.2A	157	NONE			PUSH/PULL	PIVOT	N	INT	PAIR-ACT				
Harris Center	1030.2B	158	NONE			PUSH/PULL	PIVOT	N	INT	PAIR-INACT				
Harris Center	1031.2	159	N-4A-M		I/C KIL	10G37	PIVOT	R	INT	Single			1	
Harris Center	949	160	N-6-M											
Harris Center	966	161	N-6-M		KIL	ND70PD	Continuous	N	INT	Single			1	
Harris Center	965	162	N-6-M		KIL	ND70PD	Continuous	N	INT	Single			1	
Harris Center	964	163	N-6-M		KIL	ND70PD	Continuous	N	INT	Single			1	
Harris Center	963	164	N-6-M		KIL	ND70PD	Continuous	N	INT	Single			1	
Harris Center	1031.1A	165	N-1/2B-A/M		I/C MORT	9975L-F	PIVOT	R	INT	PAIR-ACT			1	
Harris Center	1031.1B	166	NONE			9927EO-F LBR	PIVOT	R	INT	PAIR-INACT				
Harris Center	1025.2A	167	N-6-M		I/C KIL	10G04	3-4 hinge	N	INT	PAIR-ACT			1	
Harris Center	1025.2B	168	NONE				3-4 hinge	N	INT	PAIR-INACT				
Harris Center	1025.1A	169	N-4A-M		KIL	10G38	3-4 hinge	N	INT	PAIR-ACT			2	
Harris Center	1025.1B	170	NONE				3-4 hinge	N	INT	PAIR-INACT				
Harris Center	1027.1	171	N-6-M											
Harris Center	1027.1	172	N-6-M											
Harris Center	1030.1	173	L-4A-M		I/C KIL	10G37	PIVOT	N	INT	Single			1	
Harris Center	936	174	N-1/2B-A/M		I/C MORT	9975L-F	PIVOT	R	INT	Single			1	
Harris Center	937	175	N-1/2B-A/M		I/C MORT	9975L-F	PIVOT	R	INT	Single			1	
Harris Center	1022.1	176	N-6-M		I/C KIL	10G04	3-4 hinge	R	INT	Single			1	
Harris Center	1020.2	177	NONE			PUSH/PULL	PIVOT	N	INT	Single				
Harris Center	1020.3	178	NONE			PUSH/PULL	PIVOT	N	INT	Single				
Harris Center	1020.3	179	NONE			PUSH/PULL	PIVOT	N	INT	Single				
Harris Center	1020.1	180	NONE			PUSH/PULL	PIVOT	N	INT	Single				
Harris Center	938	181	N-1/2B-A/M											
Harris Center	939	184	N-1/2B-A/M		I/C RIM	99L-F	PIVOT	R	INT	Single			1	
Harris Center	1012.1	185	N-5-M		I/C KIL	10G04	3-4 hinge	R	INT	Single			1	
Harris Center	1013.1	186	N-6-M		I/C KIL	10G04	3-4 hinge	R	INT	Single			1	
Harris Center	971A	187	N-2A/2B-A/M			PUSH/PULL	PIVOT	N	INT	PAIR-ACT				
Harris Center	971B	188	N-2B-A/M			PUSH/PULL	PIVOT	N	INT	PAIR-INACT				
Harris Center	2430.1A	189	NONE			PUSH/PULL	PIVOT	N	INT	PAIR-ACT				
Harris Center	2430.1B	190	NONE			PUSH/PULL	PIVOT	N	INT	PAIR-INACT				
Harris Center	970	191	N-2A/2B-A/M		I/C KIL	10G04	3-4 hinge	N	INT	Single			1	
Harris Center	970	192	N-2B-A/M		I/C KIL	10G04	3-4 hinge	N	INT	Single			1	
Harris Center	2430.2	193	NONE											
Harris Center	2430.2	194	NONE											
Harris Center	2430.3	195	NONE											
Harris Center	2430.4	196	N-1/2B-A/M											
Harris Center	2111.1	201	N-6-M		I/C KIL	10G04	3-4 hinge	N	INT	Single			1	
Harris Center	2112.1	202	N-6-M		I/C KIL	10G04	3-4 hinge	R	INT	Single			1	
Harris Center	968	203	N-6-M		I/C KIL	10G38	3-4 hinge	R	INT	Single			2	
Harris Center	972A	204	N-6-M		I/C MORT	9975L-F	PIVOT	R	INT	PAIR-ACT			1	
Harris Center	972B	204	NONE			9927EO-F LBR	PIVOT	R	INT	PAIR-INACT				
Harris Center	1130A.2	205	N-6-M											
Harris Center	1130A.1	206	NONE											
Harris Center	2140.1A	207	N-1/2B-A/M		I/C RIM	9927L-F LBR	3-4 hinge	R	INT	PAIR-ACT			1	
Harris Center	2140.1B	208	NONE			9927EO-F LBR	3-4 hinge	R	INT	PAIR-INACT				
Harris Center	2380.1	209	N-6-M		I/C KIL	10G37	3-4 hinge	R	INT	Single			1	
Harris Center	2370.1	210	N-6-M											
Harris Center	2390.1	211	N-6-M		I/C KIL	10G37	3-4 hinge	R	INT	Single			1	
Harris Center	969	212	N-4A-M											
Harris Center	2360.1	213	N-5-M		I/C KIL	10G05	3-4 hinge	N	INT	Single			1	
Harris Center	2350.1	214	N-5-M		I/C KIL	10G05	3-4 hinge	N	INT	Single			1	
Harris Center	2340.1	215	N-5-M		I/C KIL	10G05	3-4 hinge	N	INT	Single			1	
Harris Center	2330.1	216	N-5-M		I/C KIL	10G05	3-4 hinge	N	INT	Single			1	
Harris Center	2320.1	217	N-5-M		I/C KIL	10G05	3-4 hinge	N	INT	Single			1	
Harris Center	2300.1	218	N-6-M		I/C KIL	10G37	3-4 hinge	N	INT	Single			1	
Harris Center	2420.1	219	N-6-M	E-STK	I/C KIL	10G04	3-4 hinge	N	INT	Single		Yes	1	
Harris Center	2290.1	222	N-6-M		I/C KIL	10G37	3-4 hinge	N	INT	Single			1	
Harris Center	2260.1	224	N-6-M		I/C KIL	10G37	3-4 hinge	N	INT	Single			1	
Harris Center	2270.2	225	N-5-M		I/C KIL	10G05	3-4 hinge	N	INT	Single			1	
Harris Center	2280.1	226	N-6-M		I/C KIL	10G37	3-4 hinge	N	INT	Single			1	
Harris Center	2262.1	227	N-5-M		I/C KIL	10G05	3-4 hinge	N	INT	Single			1	
Harris Center	2261.1	228	N-5-M		I/C KIL	10G05	3-4 hinge	N	INT	Single			1	
Harris Center	2240.1	229	N-6-M		I/C KIL	10G37	3-4 hinge	N	INT	Single			1	
Harris Center	2220.1	230	N-6-M		I/C KIL	10G37	3-4 hinge	N	INT	Single			1	
Harris Center	2190.1	231	N-5-M		I/C KIL	10G05	3-4 hinge	N	INT	Single			1	
Harris Center	2230.1	232	N-6-M		I/C KIL	10G37	3-4 hinge	N	INT	Single			1	
Harris Center	2200.1	233	N-5-M		I/C KIL	10G05	3-4 hinge	N	INT	Single			1	
Harris Center	2180.1	234	N-5-M		I/C KIL	10G05	3-4 hinge	N	INT	Single			1	
Harris Center	2170.1	235	N-5-M		I/C KIL	10G05	3-4 hinge	N	INT	Single			1	
Harris Center	2210.1	236	N-5-M		I/C KIL	10G37	3-4 hinge	N	INT	Single			1	
Harris Center	2160.1	237	N-4A-M		I/C KIL	10G05	3-4 hinge	N	INT	Single			1	
Harris Center	2140.2	238	N-4A-M		I/C KIL	10G38	3-4 hinge	N	INT	Single			2	
Harris Center	2100.1	239	N-5-M		I/C KIL	10G05	3-4 hinge	N	INT	Single			1	
Harris Center	2090.1	240	N-5-M		I/C KIL	10G05	3-4 hinge	N	INT	Single			1	
Harris Center	2080.1	243	N-5-M		I/C KIL	10G05	3-4 hinge	N	INT	Single			1	
Harris Center	2070.1	244	N-5-M		I/C KIL	10G05	3-4 hinge	N	INT	Single			1	
Harris Center	2110.1	245	N-6-M		I/C KIL	10G04	3-4 hinge	N	INT	Single			1	
Harris Center	2060.1	246	N-5-M											
Harris Center	2030.2	247	N-4A-M		I/C KIL	10G38	3-4 hinge	R	INT	Single			2	
Harris Center	2050.1	248	N-5-M		I/C KIL	10G05	3-4 hinge	R	INT	Single			1	
Harris Center	2040.1	249	N-5-M		I/C KIL	10G05	3-4 hinge	R	INT	Single			1	
Harris Center	2030.1	250	N-4A-M		I/C KIL	10G38	3-4 hinge	N	INT	Single			2	
Harris Center	2011.1	251	N-6-M		I/C KIL	10G04	3-4 hinge	R	INT	Single			1	
Harris Center	2012.1	252	N-1/2B-A/M		I/C MORT	35A-L-F	PIVOT	R	INT	Single			1	
Harris Center	10.1		NONE	MAG LOCK	I/C RIM	99L-F	3-4 hinge	R	INT	Single			1	
Harris Center	10.2		NONE	MAG LOCK	I/C RIM	99L-F	3-4 hinge	R	INT	Single			1	
Harris Center	1022.1		NONE		I/C KIL	10G04	3-4 hinge	R	INT	Single			1	
Harris Center	1022.1		NONE		I/C KIL	10G04	3-4 hinge	N	INT	Single			1	
Harris Center	1026.1		NONE		I/C RIM	99L-F	PIVOT	R	INT	Single			1	
Harris Center	1102.4		NONE		I/C RIM	99L-F	PIVOT	R	INT	Single			1	
Harris Center	1102.5		NONE			99L-F BE	PIVOT	R	INT	Single				
Harris Center	1106.6		NONE		I/C KIL	10G37	PIVOT	R	INT	Single			1	
Harris Center	1130.5		NONE		I/C RIM	99L	PIVOT	N	EXT	Single			1	
Harris Center	1144.1		NONE			10U65	3-4 hinge	N	INT	Single				
Harris Center	1145.1		NONE			10U65	3-4 hinge	N	INT	Single				
Harris Center	1146.2		NONE			10U65	3-4 hinge	N	INT	Single				
Harris Center	1146.3		NONE			10U65	3-4 hinge	N	INT	Single				
Harris Center	1150.1		NONE			10U65	3-4 hinge	N	INT	Single				
Harris Center	1153.1		NONE		I/C KIL	10G04	3-4 hinge	N	EXT	Single			1	
Harris Center	1163.1		NONE		I/C KIL	10G37	3-4 hinge	N	EXT	Single		Yes	1	
Harris Center	1171.1		NONE		I/C KIL	10G04	3-4 hinge	R	INT	Single			1	
Harris Center	1176.2		NONE		I/C KIL	10G37	3-4 hinge	R	INT	Single			1	
Harris Center	2140.2		NONE		I/C KIL	10G38	3-4 hinge	R	INT	Single			2	
Harris Center	2320.1		NONE		I/C KIL	10G04		R	INT	Single			1	
Harris Center	2432.1		NONE		I/C KIL	10G04	3-4 hinge	R	INT	Single			1	
Harris Center	2440.1		NONE		I/C KIL	10G04	3-4 hinge	N	INT	Single			1	
Harris Center	2440.2		NONE		I/C KIL	10G04	3-4 hinge	N	INT	Single			1	
Harris Center	10.3A		NONE	MAG LOCK	I/C KIL	10G37	3-4 hinge	R	INT	PAIR-ACT			1	
Harris Center	10.3B		NONE				3-4 hinge	R	INT	PAIR-INACT				
Harris Center	12.1A		NONE		I/C KIL	10G04	3-4 hinge	R	INT	PAIR-ACT			1	
Harris Center	12.1B		NONE				3-4 hinge	R	INT	PAIR-INACT				
Harris Center	15.1A		NONE		I/C KIL	10G04	3-4 hinge	R	INT	PAIR-ACT			1	
Harris Center	15.1B		NONE				3-4 hinge	R	INT	PAIR-INACT				
Harris Center	16.1A		NONE		I/C KIL	10G04	3-4 hinge	R	INT	PAIR-ACT			1	
Harris Center	16.1B		NONE				3-4 hinge	R	INT	PAIR-INACT				
Harris Center	2430.5A		NONE			PUSH/PULL	PIVOT	N	INT	PAIR-ACT				
Harris Center	2430.5B		NONE			PUSH/PULL	PIVOT	N	INT	PAIR-INACT				
Harris Center	CATWALK.1		NONE		I/C RIM	99L-F	3-4 hinge	R	INT	Single			1	
Harris Center	CATWALK.2		NONE			10U15	3-4 hinge	R	INT	Single				
Harris Center	CATWALK.3		NONE			10U15	3-4 hinge	R	INT	Single				
Harris Center	CATWALK.4		NONE		I/C KIL	10G37	3-4 hinge	R	INT	Single			1	
Harris Center	CATWALK.5		NONE		I/C KIL	10G37	3-4 hinge	R	INT	Single			1	
Harris Center	STAIR 3		NONE		I/C RIM	99L-F	3-4 hinge	R	INT	Single			1	
Harris Center	STAIR 3.2		NONE		I/C MORT	9975NL-F	PIVOT	R	INT	Single			1	
Harris Center	STAIR 4		NONE		I/C RIM	99L-F	3-4 hinge	R	INT	Single			1	
Harris Center	STAIR 4 1/2		NONE	1/2 DOOR	I/C KIL	10G04	3-4 hinge	N	INT	Single			1	
Harris Center	STAIR 4.2		NONE		I/C KIL	10G37	3-4 hinge	R	INT	Single			1	
Harris Center	STAIR 4.3		NONE		I/C MORT	9975L-F	PIVOT	R	INT	Single			1	
Harris Center	929	144	N-6-M	E-STK	I/C KIL	10G04	3-4 hinge	R	INT	Single		Yes	1	
Harris Center	928	145	N-6-M	E-STK	I/C KIL	10G04	3-4 hinge	R	INT	Single		Yes	1	
Harris Center	1016.1	182	N-6-M	E-STK	I/C KIL	10G04	PIVOT	R	INT	Single		Yes	1	
Harris Center	1015.1	183	N-6-M	E-STK	KIL	10G04	3-4 hinge	N	INT	Single		Yes	1	
Harris Center	2410.1	220	N-6-M	E-STK	I/C KIL	10G04	3-4 hinge	N	INT	Single		Yes	1	
Harris Center	2400.1	221	N-6-M	E-STK	I/C KIL	10G04	3-4 hinge	N	INT	Single		Yes	1	
Harris Center	2130.1	241	N-6-M		I/C KIL	10G71	3-4 hinge	N	INT	Single		Yes	1	
Harris Center	2120.1	242	N-6-M		I/C KIL	10G37	3-4 hinge	N	INT	Single			1	
Harris Center		253	N-6-M						INT	Single				
Harris Center		254	N-6-M						INT	Single				
Harris Center		255	N-6-M						INT	Single				
Harris Center		256	N-6-M						INT	Single				
Harris Center		257	N-6-M						INT	PAIR-ACT				
Harris Center		258	N-6-M						INT	PAIR-INACT				
Harris Center		259	N-6-M						INT	Single				

					Existing Hardware Survey									
Building	Existing Door ID	New Door ID	Hardware Part Number	Access Cntrl.	Cylinder Type	Hardware Type and Model	Hinge Type	Rated?	Face	Door Type	Degree	Card Reader	Core Count	Notes
Harris Center	941	1	LR-2B-A/B/C/D/M	Y	I/C RIM	EL99NL-OP	Continuous	N	EXT	Single		Yes	1	
Harris Center	941	2	LR-2B-A/B/C/D/M	Y	I/C RIM	EL99NL-OP	Continuous	N	EXT	Single		Yes	1	
Harris Center	942	3	LR-2B-A/B/C/D/M	Y										
Harris Center	942	4	LR-2B-A/B/C/D/M	Y										
Harris Center	943	5	LR-2A/2B-A/B/C/D/M/N	Y	I/C RIM	EL99NL-OP	Continuous	N	EXT	Single		Yes	1	
Harris Center	1090.2A	41	LR-2A/2B-A/B/C/D/M/N	Y	I/C RIM	9927L-F LBR	3-4 hinge	R	INT	PAIR-ACT			1	
Harris Center	1090.2B	42	LR-2A/2B-A/B/C/D/M	Y		9927EO-F LBR	3-4 hinge	R	INT	PAIR-INACT				
Harris Center	1091.1A	43	EL-6-C/D/M	Y	I/C KIL	10G04	3-4 hinge	N	INT	PAIR-ACT			1	
Harris Center	1091.1B	44	D	Y			3-4 hinge	N	INT	PAIR-INACT				
Harris Center	2113.1	197	LR-2A/2B-A/B/C/D/M/N	Y	I/C KIL	10G04	3-4 hinge	N	INT	Single			1	
Harris Center	2113.1	198	LR-2A/2B-A/B/C/D/M	Y	I/C KIL	10G04	3-4 hinge	N	INT	Single			1	
Harris Center	2113.2A	199	EL-6-C/D/M	Y	I/C KIL	10G04	3-4 hinge	N	INT	PAIR-ACT			1	
Harris Center	2113.2B	200	NONE	Y			3-4 hinge	N	INT	PAIR-INACT				
Harris Center	2270.1	223	EL-6-C/D/M	Y	I/C KIL	10G37	3-4 hinge	N	INT	Single			1	
Harris Center	1090.1	6	N-2A/2B-A/M		I/C RIM	99NL-OP	Continuous	N	EXT	Single			1	
Harris Center	901A	7	N-2A/2B-A/M		I/C RIM	9947NL-OP	Continuous	N	EXT	PAIR-ACT			1	
Harris Center		8	NONE			9947EO	Continuous	N	EXT	PAIR-INACT				
Harris Center	900A	9	N-2A/2B-A/M		I/C RIM	9927NL-OP	Continuous	N	EXT	PAIR-ACT			1	
Harris Center	900B	10	N-2B-A/M			9927EO	Continuous	N	EXT	PAIR-INACT				
Harris Center	1270.1	11	N-1/2B-A/M		I/C RIM	99NL	PIVOT	N	EXT	Single			1	
Harris Center	902A	12	N-6-M		I/C KIL	10G04	3-4 hinge	N	EXT	PAIR-ACT			1	
Harris Center	902B	13	NONE				3-4 hinge	N	EXT	PAIR-INACT				
Harris Center	905	14	N-6-M		I/C KIL	10G04	3-4 hinge	N	EXT	Single			1	
Harris Center	906	15	EL-6-C/D/M		I/C KIL	10G04	3-4 hinge	N	EXT	Single			1	
Harris Center	1160.1	16	N-6-G/M											
Harris Center	1160.2	17	N/A											
Harris Center	967	18	N-6-M		KIL	ND70PD	Continuous	N	INT	Single			1	
Harris Center	1161.2A	19	N-1/2B-A/M		I/C RIM	9947NL-OP	Continuous	N	EXT	PAIR-ACT			1	
Harris Center	1161.2B	20	N-1/2B-A/M			9947DT	Continuous	N	EXT	PAIR-INACT				
Harris Center	1151.1	21	N-1/2B-A/M		I/C RIM	99NL	3-4 hinge	N	EXT	Single			1	
Harris Center	1150.2	22	N-1/2B-A/M		I/C RIM	99NL	3-4 hinge	N	EXT	Single			1	
Harris Center	913	23	N-6-M											
Harris Center	1130A.2	24	N-1/2B-A/M		I/C MORT	9975L	PIVOT	N	INT	Single			1	
Harris Center	914	25	N-1/2B-A/M		I/C MORT	9975L	PIVOT	N	INT	Single			1	
Harris Center	916A	26	N-1/2B-A/M		I/C RIM	99NL	3-4 hinge	N	INT	PAIR-ACT			1	
Harris Center	916B	27	NONE		I/C MORT	99EO	3-4 hinge	N	INT	PAIR-INACT			1	keyed mullion
Harris Center	921A	28	N-2A/2B-A/M		I/C RIM	9947NL	Continuous	N	INT	PAIR-ACT			1	
Harris Center	921B	29	N-1/2B-A/M			9947EO	Continuous	N	INT	PAIR-INACT				
Harris Center	922A	30	N-2A/2B-A/M		I/C RIM	9947NL	Continuous	N	INT	PAIR-ACT			1	
Harris Center	922B	31	N-1/2B-A/M			9947EO	Continuous	N	INT	PAIR-INACT				
Harris Center	923	32	N-1/2B-A/M		I/C RIM	99NL-F	Continuous	R	EXT	Single			1	
Harris Center	925	33	N-6-M		I/C KIL	10G04	3-4 hinge	N	EXT	Single			1	
Harris Center	1063.2	34	N-1/2B-A/M		I/C RIM	99L	3-4 hinge	N	EXT	Single			1	
Harris Center	1062.2	35	N-1/2B-A/M		I/C RIM	99L	3-4 hinge	N	EXT	Single			1	
Harris Center	1061.2	36	N-1/2B-A/M		I/C RIM	99L	3-4 hinge	N	EXT	Single			1	
Harris Center	926	37	N-1/2B-A/M		I/C RIM	99NL	3-4 hinge	N	EXT	Single			1	
Harris Center	935A	38	N-1/2B-A/M		I/C RIM	99NL	3-4 hinge	N	EXT	PAIR-ACT			1	
Harris Center	935B	39	NONE		I/C MORT	99EO	3-4 hinge	N	EXT	PAIR-INACT			1	keyed mullion
Harris Center	940	40	N-1/2B-A/G/M		I/C RIM	EL99NL	3-4 hinge	N	EXT	Single		Yes	1	
Harris Center	944A	45	N-2A/2B-A/M		I/C RIM	9975L-F	PIVOT	R	INT	PAIR-ACT			1	
Harris Center	944B	46	N-2B-A/M			9927EO-F LBR	PIVOT	R	INT	PAIR-INACT				
Harris Center	946	47	N-6-M											
Harris Center	947	48	NONE											
Harris Center	945A	49	NONE			PUSH/PULL	PIVOT	N	INT	PAIR-ACT				
Harris Center	945B	50	NONE			PUSH/PULL	PIVOT	N	INT	PAIR-INACT				
Harris Center	1109.1	51	L-1/2A-A/M		I/C RIM	99L-F	PIVOT	R	INT	Single			1	
Harris Center	1109.2	52	N-1/2B-A/M			99L-F BE	PIVOT	R	INT	Single				
Harris Center	1104.1	53	L-1/2A-A/M			99L-F BE	PIVOT	R	INT	Single				
Harris Center	959	54	N-1/2B-A/M											
Harris Center	960A	55	N-5-M		I/C RIM	9927L-F LBR	PIVOT	R	INT	PAIR-ACT			1	
Harris Center	960B	55	NONE			9927EO-F LBR	PIVOT	R	INT	PAIR-INACT				
Harris Center	1270.2A	56	N-2A/2B-A/M		I/C RIM	9927L-F LBR	PIVOT	R	INT	PAIR-ACT			1	
Harris Center	1270.2B	57	N-2B-A/M			9927EO-F LBR	PIVOT	R	INT	PAIR-INACT				
Harris Center	1260.1A	58	N-6-M		I/C KIL	10G04	3-4 hinge	N	INT	PAIR-ACT			1	
Harris Center	1260.1B	59	NONE				3-4 hinge	N	INT	PAIR-INACT				
Harris Center	1230.4	60	L-4A-M		I/C KIL	10G37	3-4 hinge	R	INT	Single			1	
Harris Center	1230.1	61	NONE			PUSH/PULL	3-4 hinge	N	INT	Single				
Harris Center	1230.3	62	L-4A-M		I/C KIL	10G37	3-4 hinge	R	INT	Single			1	
Harris Center	1230.2	63	NONE			PUSH/PULL	3-4 hinge	N	INT	Single				
Harris Center	958	64	N-1/2B-A/M											
Harris Center	958	65	N-1/2B-A/M											
Harris Center	904	66	N-6-M		I/C KIL	10G04	3-4 hinge	R	INT	Single			1	
Harris Center	903	67	N-5-M			10U65	3-4 hinge	R	INT	Single				
Harris Center	1190.1	68	L-4A-M		I/C KIL	10G37	3-4 hinge	R	INT	Single			1	
Harris Center	1180.1	69	N-5-M		I/C KIL	10G05	3-4 hinge	R	INT	Single			1	
Harris Center	907A	70	N-6-M		I/C KIL	10G04	3-4 hinge	R	INT	PAIR-ACT			1	
Harris Center	907B	71	NONE				3-4 hinge	R	INT	PAIR-INACT				
Harris Center	1106.1	72	N-6-M		I/C KIL	10G04	3-4 hinge	R	INT	PAIR-ACT			1	
Harris Center	1106.1	73	NONE				3-4 hinge	R	INT	PAIR-INACT				
Harris Center	1106.2	74	N-6-M											
Harris Center	1106.2	75	N-6-M											
Harris Center	908A	76	N-1/2B-A/M		I/C RIM	9927L-F LBR	3-4 hinge	R	INT	PAIR-ACT			1	
Harris Center	908B	76	NONE			9927EO-F LBR	3-4 hinge	R	INT	PAIR-INACT				
Harris Center	909	77	N-2B-A/M		I/C RIM	99L-F	PIVOT	R	INT	Single			1	
Harris Center	1102.1	78	NONE											
Harris Center	1102.1	79	NONE											
Harris Center	951	80	NONE											
Harris Center	910	81	NONE			10U65	3-4 hinge	N	INT	Single				
Harris Center	1161.1	82	N-1/2B-A/M		I/C RIM	99L-F	3-4 hinge	R	INT	Single			1	
Harris Center	911	83	NONE			10U65	3-4 hinge	N	INT	Single				
Harris Center	1170.1A	84	L-4A-M		I/C KIL	10G05	PIVOT	R	INT	PAIR-ACT			1	
Harris Center	1170.1B	85	NONE				PIVOT	R	INT	PAIR-INACT				
Harris Center	1171.1	86	N-6-M		I/C KIL	10G04	3-4 hinge	N	INT	Single			1	
Harris Center	1174.2	87	N-5-M		I/C KIL	10G05	3-4 hinge	R	INT	Single			1	
Harris Center	1174.1	88	N-5-M		I/C KIL	10G05	3-4 hinge	R	INT	Single			1	
Harris Center	1176.1	89	L-4A-M											
Harris Center	1175.1	90	N-5-M		I/C KIL	10G04	3-4 hinge	R	INT	Single			1	
Harris Center	1177.1	91	N-6-M											
Harris Center	1150.1	92	N-4A-M		I/C KIL	10G38	3-4 hinge	R	INT	Single			2	
Harris Center	1150.3	93	N-2A/2B-A/M		I/C RIM	99L-F	3-4 hinge	R	INT	Single			1	
Harris Center	1151.2A	94	L-6-M		I/C KIL	10G37	3-4 hinge	N	INT	PAIR-ACT			1	
Harris Center	1151.2B	95	NONE				3-4 hinge	N	INT	PAIR-INACT				
Harris Center	1152.1	96	N-5-M		I/C KIL	10G05	3-4 hinge	N	INT	Single			1	
Harris Center	912A	97	N-1/2B-A/M		I/C RIM	9927L-F LBR	3-4 hinge	R	INT	PAIR-ACT			1	
Harris Center	912B	98	NONE			9927EO-F LBR	3-4 hinge	R	INT	PAIR-INACT				
Harris Center	1146.1	99	N-6-M		I/C KIL	10G37	3-4 hinge	R	INT	Single			1	
Harris Center	953	100	N-5-M											
Harris Center	952	101	N-5-M											
Harris Center	954A	102	N-1/2B-A/M		I/C RIM	9927L LBR	3-4 hinge	N	INT	PAIR-ACT			1	
Harris Center	954B	103	NONE			9927EO LBR	3-4 hinge	N	INT	PAIR-INACT				
Harris Center	1108.2	104	N-1/2B-A/M		I/C RIM	99L-F	PIVOT	R	INT	Single			1	
Harris Center	1108.1	105	L-1/2A-A/M			99L-F BE	PIVOT	R	INT	Single				
Harris Center	1143.1	106	N-6-M		I/C KIL	10G37	3-4 hinge	R	INT	Single			1	
Harris Center	955	107	N-5-M											
Harris Center	956	108	N-5-M											
Harris Center	1130A.1	109	N-1/2B-A/M		I/C MORT	9975L-F	PIVOT	R	INT	Single			1	
Harris Center	1130.1	110	N-1/2B-A/M		I/C RIM	99L	PIVOT	N	INT	Single			1	
Harris Center	1130.2	111	N-1/2B-A/M											
Harris Center	1130.3	112	NONE			PUSH/PULL	PIVOT	N	INT	Single				
Harris Center	915	113	N-2A/2B-A/M		I/C MORT	9975L-F	PIVOT	R	INT	Single			1	
Harris Center	918	114	N-6-M		I/C KIL	10G04	3-4 hinge	R	INT	Single			1	
Harris Center	1135.1	115	N-6-M		I/C KIL	10G04	3-4 hinge	N	INT	Single			1	
Harris Center	917	116	NONE											
Harris Center	919	117	N-2A/2B-A/M		I/C MORT	9975L-F	PIVOT	R	INT	Single			1	
Harris Center	1130.4	118	NONE			PUSH/PULL	PIVOT	N	INT	Single				
Harris Center	927A	119	N-1/2B-A/M		I/C RIM	9927L LBR	3-4 hinge	N	INT	PAIR-ACT			1	
Harris Center	927B	120	NONE			9927EO LBR	3-4 hinge	N	INT	PAIR-INACT				
Harris Center	920A	121	L-4A-M		I/C KIL	10G04	3-4 hinge	R	INT	PAIR-ACT			1	
Harris Center	920B	122	NONE				3-4 hinge	R	INT	PAIR-INACT				
Harris Center	962	123	N-6-M		I/C KIL	10G37	PIVOT	R	INT	Single			1	
Harris Center	957	124	N-6-M		I/C KIL	10G37	PIVOT	R	INT	Single			1	
Harris Center	961	125	N-6-M		I/C KIL	10G04	PIVOT	R	INT	Single			1	
Harris Center	948A	126	N-2A/2B-A/M		I/C RIM	9975L-F	PIVOT	R	INT	PAIR-ACT			1	
Harris Center	948B	127	N-2B-A/M			9927EO-F LBR	PIVOT	R	INT	PAIR-INACT				
Harris Center	950	128	N-1/2B-A/M											
Harris Center	950	129	N-1/2B-A/M											
Harris Center	1111.1	130	N-6-M		I/C KIL	10G37	3-4 hinge	R	INT	Single			1	
Harris Center	933A	131	N-2A/2B-A/M		I/C RIM	9927L-F LBR	3-4 hinge	R	INT	PAIR-ACT			1	
Harris Center	933B	132	N-2B-A/M			9927EO-F LBR	3-4 hinge	R	INT	PAIR-INACT				
Harris Center	932	133	N-6-M		I/C KIL	10G37	3-4 hinge	R	INT	Single			1	
Harris Center	930	134	N-6-M		I/C KIL	10G04	3-4 hinge	R	INT	Single			1	
Harris Center	931	135	N-6-M		I/C KIL	10G37	3-4 hinge	R	INT	Single			1	
Harris Center	924	136	N-6-M		I/C KIL	10G37	3-4 hinge	R	INT	Single			1	
Harris Center	1071.1	137	N-5-M		I/C KIL	10G05	3-4 hinge	R	INT	Single			1	
Harris Center	1072.1	138	N-5-M		I/C KIL	10G05	3-4 hinge	R	INT	Single			1	
Harris Center	1073.1	139	N-5-M		I/C KIL	10G05	3-4 hinge	R	INT	Single			1	
Harris Center	1064.2	140	N-4A-M		I/C KIL	10G05	3-4 hinge	R	INT	Single			1	
Harris Center	1063.1	141	N-2A/2B-A/M		I/C RIM	99L-F	3-4 hinge	R	INT	Single			1	
Harris Center	1064.1A	142	N-6-M		I/C KIL	10G04	3-4 hinge	R	INT	PAIR-ACT			1	
Harris Center	1064.1B	143	NONE				3-4 hinge	R	INT	PAIR-INACT				
Harris Center	1062.1	146	N-2A/2B-A/M		I/C RIM	99L-F	3-4 hinge	R	INT	Single			1	
Harris Center	1061.1	147	N-2A/2B-A/M		I/C RIM	99L-F	3-4 hinge	R	INT	Single			1	

KMM SERVICES, INC
TECHNOLOGY & FIRE LIFE SAFETY
5433 El Camino Ave. Suite 5
Carmichael, CA 95608
Office: (916) 359-4000 Fax: (916) 520-3831
www.kmmservices.com

LICENSE STAMPS

Copyright © 2018
These drawings and specifications and the ideas, designs and arrangements represented thereby are and shall remain the property of KMM Services, Inc. and no part thereof shall be copied disclosed to others, or used in connection with any other work or project other than the specific project for which they have been prepared and developed without the written consent of KMM Services, Inc. Visual contact with these drawings or specifications shall constitute conclusive evidence of these restrictions.

IF DRAWING IS NOT 30"X42" IT IS A REDUCED PRINT

SHEET REVISIONS

DELTA	DESCRIPTION	DATE
1	ADDENDUM 01	2018–10–15

SITE KEY PLAN

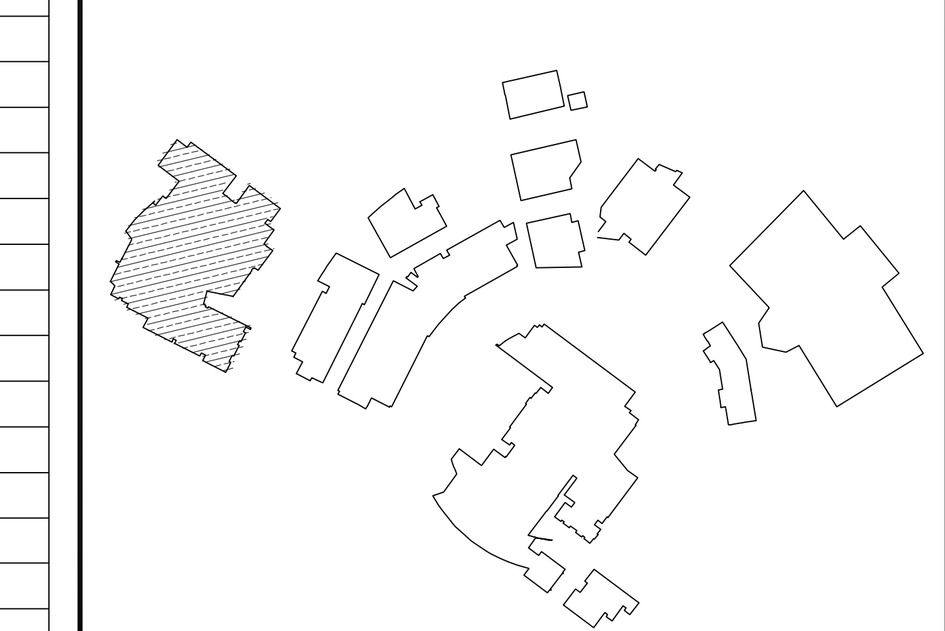

APPROVALS

LOS RIOS COMMUNITY COLLEGE DISTRICT

FOLSOM LAKE COLLEGE
10 COLLEGE PARKWAY
FOLSOM, CA 95630

PROJECT

LOS RIOS CCD

DOOR HARDWARE AND CYLINDER UPGRADE FOLSOM LAKE COLLEGE

SHEET TITLE

HARRIS CENTER FOR THE ARTS - HARDWARE LIST

DRAWING STATUS

PERFORMANCE DOCUMENTS

PROJECT NO:	–
BID PACKAGE:	–
DESIGNED BY:	JZ/JG
SCALE:	AS PER PLAN
ISSUE DATE:	2018–08–31
WORKING DATE:	2018–10–15

SHEET

F-10-H211

Login Name: jgoodin
Plot Date: October 12, 2018 - 4:18 pm
File Name: L:\Los Rios CCD_Key Access\3_FLC_ACAD\Hardware\F-10-H210 (Harris Center).dwg
XREFS: X_KMM_Arch_E1 - Hardware : X_Hardware Groups : X_1st Floor : X_Harris Center_First

HARDWARE GENERAL NOTE(S):

1. SEE F-xx-H2x SHEETS FOR EQUIPMENT SCHEDULE AND HARDWARE INFORMATION.

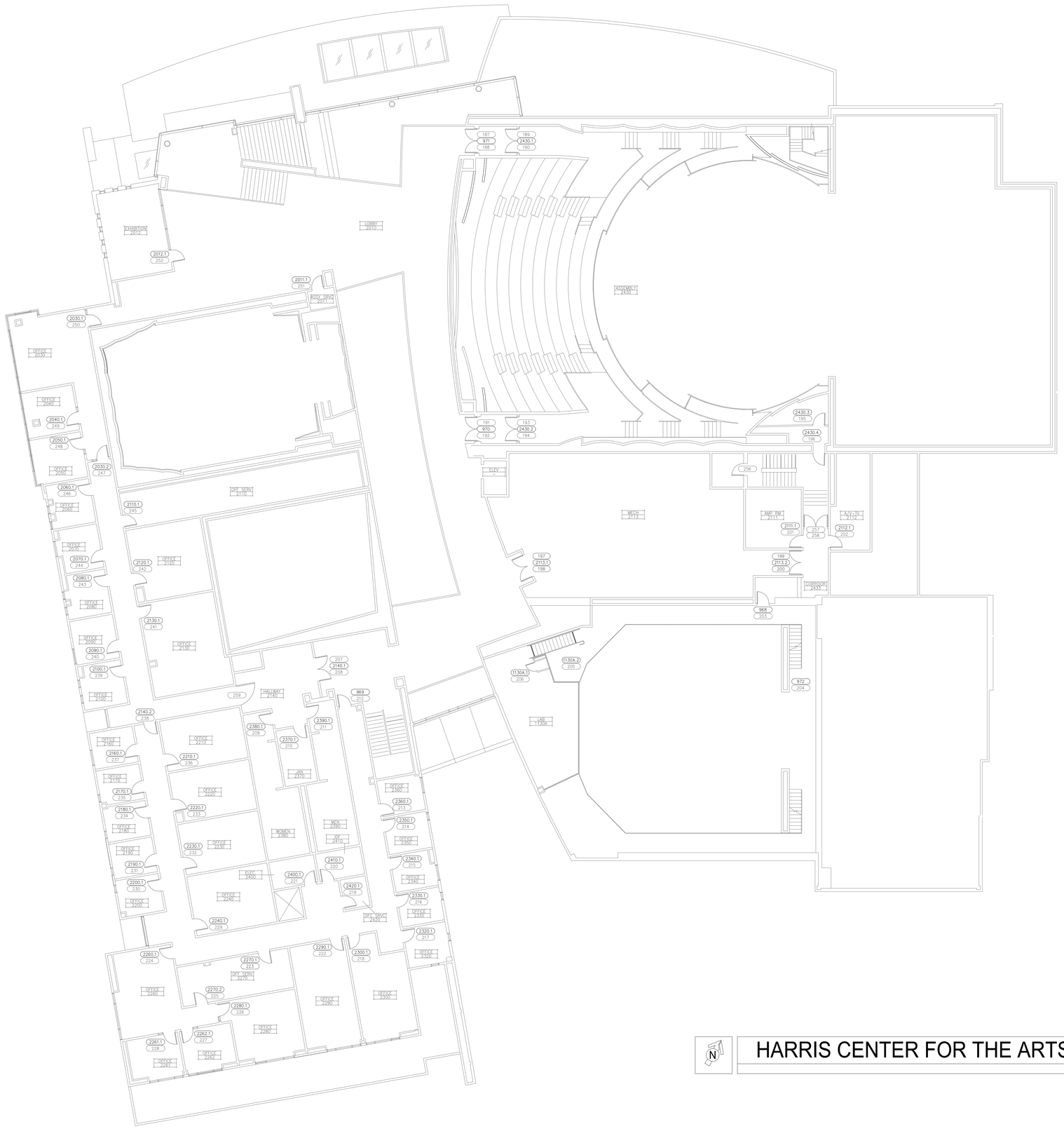

HARRIS CENTER FOR THE ARTS - SECOND FLOOR PLAN

SCALE : 3/32"=1'

0 5 10 15 20

KMM SERVICES, INC
TECHNOLOGY & FIRE LIFE SAFETY
5433 El Camino Ave. Suite 5
Carmichael, CA 95608
Office: (916) 359-4000 Fax: (916) 520-3831
www.kmmservices.com

LICENSE STAMPS

Copyright © 2018

These drawings and specifications and the ideas, designs and arrangements represented thereby are and shall remain the property of KMM Services, Inc. and no part thereof shall be copied disclosed to others, or used in connection with any other work or project other than the specific project for which they have been prepared and developed without the written consent of KMM Services, Inc. Visual contact with these drawings or specifications shall constitute conclusive evidence of these restrictions.

IF DRAWING IS NOT 30"X42" IT IS A REDUCED PRINT

SHEET REVISIONS

DELTA	DESCRIPTION	DATE
1	ADDENDUM 01	2018-10-15

SITE KEY PLAN

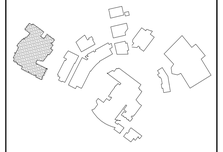

APPROVALS

LOS RIOS COMMUNITY COLLEGE DISTRICT

FOLSOM LAKE COLLEGE
10 COLLEGE PARKWAY
FOLSOM, CA 95630

PROJECT

LOS RIOS CCD

DOOR HARDWARE AND CYLINDER UPGRADE
FOLSOM LAKE COLLEGE

SHEET TITLE

HARRIS CENTER FOR THE ARTS - SECOND FLOOR PLAN

DRAWING STATUS

PERFORMANCE DOCUMENTS

PROJECT NO:	–
BID PACKAGE:	–
DESIGNED BY:	JZ/JG
SCALE:	AS PER PLAN
ISSUE DATE:	2018-08-31
WORKING DATE:	2018-10-15

SHEET

F-10-H220

Login Name: jgrubb
Plot Date: October 12, 2018 - 4:18 pm
File Name: L:\Los Rios CCD_Key Access\3_FLC_ADA\Hardware\F-10-H220 Harris Center\dwg
Plotted by: Jeff Allen, EP Henderson + 2nd Floor - A - Harris Center - 36x30

Building	Existing Door ID	New Door ID	Hardware Part Number	Access Cntrl.	Existing Hardware Survey: Cylinder Type	Hardware Type and Model	Hinge Type	Rated?	Face	Door Type	Degree	Card Reader	Core Count	Notes
Campus Services	116.2	3	EL-6-C/D/M	Y	KIL	10G04	continuous	N	Ext.	Single		YES	1	E-STK
Campus Services	102.2	4	EL-6-C/D/M	Y	KIL	10G37	3-4 hinge	R	Ext.	Single		YES	1	E-STK
Campus Services	114.1	11	EL-6-C/D/M	Y	KIL	10G??	??	N?	Int.	PAIR-ACT			1	CAN'T OPEN
Campus Services	114.1	12	NONE	Y	KIL	10G??	??	N?	Int.	PAIR-ACT			1	CAN'T OPEN
Campus Services	106.1	14	EL-6-C/D/M	Y	KIL	10G04	3-4 hinge	R	Int.	Single			1	
Campus Services	201.1	24	LR-2A/2B-A/B/C/D/M	Y	Mortise x TT	MS1850	continuous	N	Ext.	PAIR-ACT			1	Add VD Panic
Campus Services	201.1	25	LR-2A/2B-A/B/C/D/M	Y			continuous	N	Ext.	PAIR-INACT				Add VD Panic
Campus Services	208.1	26	LR-2A/2B-A/B/C/D/M	Y	Mortise	MS1850	continuous	N	Ext.	PAIR-ACT			2	Add VD Panic
Campus Services	208.1	27	LR-2A/2B-A/B/C/D/M	Y			continuous	N	Ext.	PAIR-INACT				Add VD Panic
Campus Services	209.1	28	EL-6-C/D/M	Y	KIL	10G37	3-4 hinge	N	Ext.	Single			1	WASP'S NEST
Campus Services	210.1	29	EL-6-C/D/M	Y	KIL	10G04	3-4 hinge	N	Ext.	Single			1	
Campus Services	211.1	30	EL-6-C/C/M	Y	KIL	10G71	continuous	N	Ext.	PAIR-ACT		YES	1	
Campus Services	211.1	31	D	Y			continuous	N	Ext.	PAIR-INACT				
Campus Services	116.1	1	N-6-M		KIL	10G37	continuous	N	Ext.	PAIR-ACT			1	
Campus Services	116.1	2	NONE				continuous	N	Ext.	PAIR-INACT				
Campus Services	115.2	5	N-6-M		KIL	10G37	continuous	N	Ext.	Single			1	
Campus Services	118.1	6	N-6-M		KIL	10G??	continuous	N?	Int.	Single			1	CAN'T OPEN
Campus Services	117.1	7	N-6-M		KIL	10G05	3-4 hinge	N	Int.	Single			1	
Campus Services	102.1	8	L-4A-M		KIL	10G04	3-4 hinge	N	Int.	PAIR-ACT			1	
Campus Services	102.1	9	NONE				3-4 hinge	N	Int.	PAIR-INACT				
Campus Services	115.1	10	N-6-M		KIL	10G??	continuous	N?	Int.	Single			1	CAN'T OPEN
Campus Services	103.1	13	N-5-M		KIL	10G??	continuous	N?	Int.	Single			1	CAN'T OPEN
Campus Services	107.1	15	N-5-M		KIL	10G04	3-4 hinge	N	Int.	Single			1	
Campus Services	108.1	16	N-5-M		KIL	10G??	??	N?	Int.	Single			1	CAN'T OPEN
Campus Services	109.1	17	N-5-M		KIL	10G04	3-4 hinge	N	Int.	Single			1	
Campus Services	110.1	18	N-5-M			10U65	continuous	N	Int.	Single				
Campus Services	111.1	19	N-5-M			10U65	continuous	N	Int.	Single				
Campus Services	112.1	20	N-6-M		KIL	10G37	3-4 hinge	N	Int.	Single			1	
Campus Services	113.2	21	N-6-M		KIL	10G??	continuous	N	Int.	Single			1	CAN'T OPEN
Campus Services	113.1	22	N-6-M		KIL	10G37	continuous	N	Int.	PAIR-ACT			1	
Campus Services	113.1	23	NONE				continuous	N	Int.	PAIR-INACT				
Campus Services	114.1	23	NONE				??	N?	Int.	PAIR-INACT				CAN'T OPEN
Campus Services	203.1	32	N-5-M		KIL	10G37	continuous	N	Int.	Single			1	
Campus Services	204.1	33	N-5-M		KIL	10G37	continuous	N	Int.	Single			1	
Campus Services	205.1	34	N-6-M		KIL	10G37	3-4 hinge	N	Int.	Single			1	
Campus Services	207.1	35	N-6-M		KIL	10G37	3-4 hinge	N	Int.	PAIR-ACT			1	
Campus Services	207.1	36	NONE				3-4 hinge	N	Int.	PAIR-INACT				
Campus Services	206.1	37	N-5-M		KIL	10G05	3-4 hinge	N	Int.	Single			1	
Campus Services	207.2	38	N-6-M		KIL	10G37	3-4 hinge	N	Int.	PAIR-ACT			1	
Campus Services	207.2	39	NONE				3-4 hinge	N	Int.	PAIR-INACT				
Campus Services	212.1	40	N-6-M		KIL	10G37	3-4 hinge	N	Int.	Single			1	
Campus Services	212.2(212A.1)	41	N-5-M		KIL	10G37	3-4 hinge	N	Int.	Single			1	
Campus Services	212.3(212A.2)	42	N-5-M		KIL	10G37	3-4 hinge	Y	Int.	Single			1	

HARDWARE COMPONENTS

ID		Description	Part Number	Finish	Manufacturer	Notes
Hardware	L	Non-Electrified Lockset (Std. Core)	28-10G*xxLL26D	626	Sargent	* = 37 - Classroom 38 - Security Classroom 05 - Office/Entry 04 - Storeroom
	EL	Electrified Lever Lockset (Std. Core)	28 10G71-24V LL LC	US26D	Sargent	
	LR	Electrified Latch Retraction Kit	QEL 50745 RX	NA	Von Duprin	Baseplate Only - 958003-00
	DH	D-Handle	As req'd			
	N	None-Reuse Existing Lockset	Existing			
Cylinder	1	Mortise Cylinder (IC Core)(Room Key)	337020xxS	13	Medeco	
	2A	Rim Cylinder (IC Core)(Room Key)	337020xxS	26	Medeco	
	2B or 3	Mortise Cylinder (Interior Maison Key)	337020xxS	26	Medeco	
	4A	Lockset Cylinder (Std. Core)(Room Key-Interior Maison Key)	20T0901 GGMK	26	Medeco	
	4B	Lockset Cylinder (Std. Core)(Room Key)	20T0901 GGMK	26	Medeco	
	5	Lockset Cylinder (Std. Core)(Room Key-Interior Thumb Turn)	20T0901 GGMK	26	Medeco	
	6	Lockset Cylinder (Std. Core)(Room Key-Interior Blank)	20T0901 GGMK	26	Medeco	
Accessory	A	IC Core	3xxx Series as req'd per cylinder	26	Medeco	
	B	RX Switch Kit	LRVD1R		Security Door Controls	
	C	Electric Power Transfer	AR4612		AdamsRite	
	D	Door Contact	195-12WG, 199-12WG, 413PWG, 4532D-36, 4482A	NA	GRI	
	G	Cover Plate	As req'd	630	Don Jo	
	H1	Rim Exit Device	98NL 990NL(Std)	US32D	Von Duprin	
	H2	Rim Exit Device	35A-NL 386NL	US26D	Von Duprin	
	J	Trim Exit Device	990NL	US26D	Von Duprin	
	K	Concealed Vertical Rod Exit	3547A-NL 386NL	313	Von Duprin	
	M	Hardware Balance	Re-use existing			
	N	Dogging Push-Button	MAV0120/3D2GN024		Bulgin	

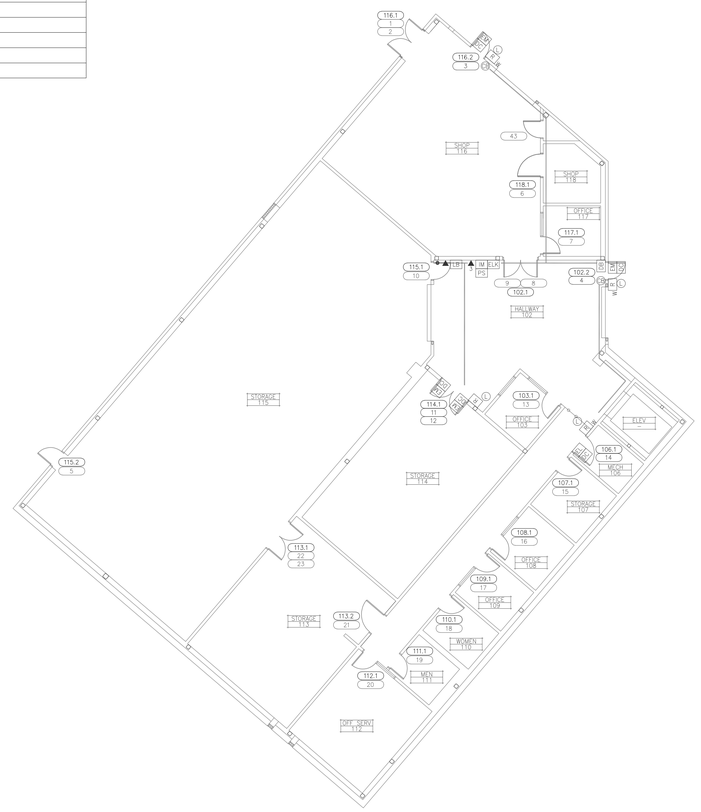

CAMPUS SERVICES - FIRST FLOOR PLAN

SCALE : 3/32"=1'

0 5 10 15 20

KMM SERVICES, INC
TECHNOLOGY & FIRE LIFE SAFETY
5433 El Camino Ave. Suite 5
Carmichael, CA 95608
Office: (916) 359-4000 Fax: (916) 520-3831
www.kmmservices.com

LICENSE STAMPS

Copyright © 2018

These drawings and specifications and the ideas, designs and arrangements represented thereby are and shall remain the property of KMM Services, Inc. and no part thereof shall be copied disclosed to others, or used in connection with any other work or project other than the specific project for which they have been prepared and developed without the written consent of KMM Services, Inc. Visual contact with these drawings or specifications shall constitute conclusive evidence of these restrictions.

IF DRAWING IS NOT 30"X42" IT IS A REDUCED PRINT

SHEET REVISIONS

DELTA	DESCRIPTION	DATE
1	ADDENDUM 01	2018-10-15

SITE KEY PLAN

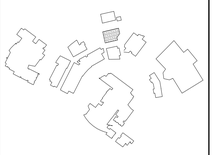

APPROVALS

LOS RIOS COMMUNITY COLLEGE DISTRICT

FOLSOM LAKE COLLEGE
10 COLLEGE PARKWAY
FOLSOM, CA 95630

PROJECT

LOS RIOS CCD

DOOR HARDWARE AND CYLINDER UPGRADE
FOLSOM LAKE COLLEGE

SHEET TITLE

CAMPUS SERVICES - FIRST FLOOR PLAN

DRAWING STATUS

PERFORMANCE DOCUMENTS

PROJECT NO:	--
BID PACKAGE:	--
DESIGNED BY:	JZ/JG
SCALE:	AS PER PLAN
ISSUE DATE:	2018-08-31
WORKING DATE:	2018-10-15

SHEET

F-11-H210

Login Name: jgough
Plot Date: October 12, 2018 - 4:18 pm
File Name: L:\Los Rios CCD_Key Access\3_FLC_ACAD\Hardware\F-11-H210 (Campus Services).dwg
Plotted by: Jeff Allen, EIT - Hardware, > Hardware Details, > 36 Door > 3_Campus Services .dwg

HARDWARE GENERAL NOTE(S):

1. SEE F-xx-H2x SHEETS FOR EQUIPMENT SCHEDULE AND HARDWARE INFORMATION.

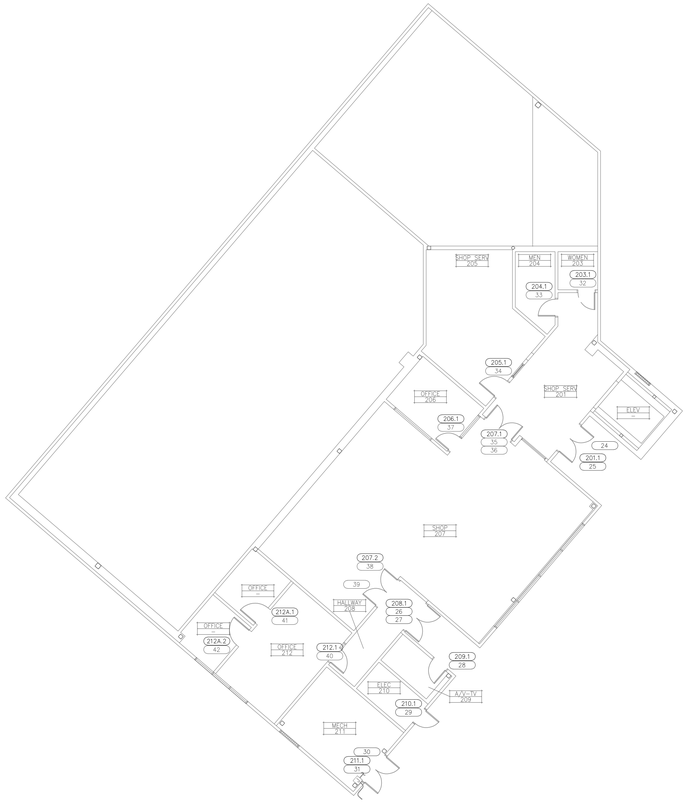

N

CAMPUS SERVICES - SECOND FLOOR PLAN

SCALE : 3/32"=1'

0 5 10 15 20

KMM SERVICES, INC
TECHNOLOGY & FIRE LIFE SAFETY
5433 El Camino Ave. Suite 5
Carmichael, CA 95608
Office: (916) 359-4000 Fax: (916) 520-3831
www.kmmservices.com

LICENSE STAMPS

Copyright © 2018

These drawings and specifications and the ideas, designs and arrangements represented thereby are and shall remain the property of KMM Services, Inc. and no part thereof shall be copied disclosed to others, or used in connection with any other work or project other than the specific project for which they have been prepared and developed without the written consent of KMM Services, Inc. Visual contact with these drawings or specifications shall constitute conclusive evidence of these restrictions.

IF DRAWING IS NOT 30"X42" IT IS A REDUCED PRINT

SHEET REVISIONS

DELTA	DESCRIPTION	DATE
1	ADDENDUM 01	2018-10-15

SITE KEY PLAN

APPROVALS

LOS RIOS COMMUNITY COLLEGE DISTRICT

FOLSOM LAKE COLLEGE
10 COLLEGE PARKWAY
FOLSOM, CA 95630

PROJECT

LOS RIOS CCD

DOOR HARDWARE AND CYLINDER UPGRADE
FOLSOM LAKE COLLEGE

SHEET TITLE

CAMPUS SERVICES - SECOND FLOOR PLAN

DRAWING STATUS

PERFORMANCE DOCUMENTS

PROJECT NO:	--
BID PACKAGE:	--
DESIGNED BY:	JZ/JG
SCALE:	AS PER PLAN
ISSUE DATE:	2018-08-31
WORKING DATE:	2018-10-15

SHEET

F-11-H220

Login Name: gpruitt
Plot Date: October 12, 2018 - 4:18 pm
File Name: L:\Los Rios CCD_Key Access\3_ELC_ACAD\Hardware\F-11-H220 (Campus Services)dwg
Plotted on Xref: F-11-Hardware X_Proj Proj X_Campus Services_Second

Building	Existing Door ID	Door ID	Hardware Part Number	Access Cntrl.	Existing Hardware Survey Cylinder Type	Hardware Type and Model	Hinge Type	Rated?	Face	Door Type	Degree	Card Reader	Core Count	Notes
Central Plant	111.1	8	EL-6-C/D/G/M	Y	KIL	10G04	3-4 hinge	N	Ext.	Single			1	
Central Plant	106.1	9	EL-6-C/D/G/M	Y	KIL	10G71	continuous	N	Ext.	PAIR-ACT		YES	1	
Central Plant	106.1	10	EL-6-C/D/M	Y			continuous	N	Ext.	PAIR-INACT				
Central Plant	900	12	EL-6-C/D/M	Y	KIL	10G04	continuous	N	Ext.	Single			1	
Central Plant	107.1	13	EL-6-C/D/M	Y	Mortise	i-BUTTON	3-4 hinge	N	Ext.	Single			1	
Central Plant	303.2	1	L-6-M		KIL	10G38	continuous	R	Ext.	Single			2	
Central Plant	305.2	2	L-6-M		KIL	10G04	continuous	N	Ext.	PAIR-ACT			1	
Central Plant	305.2	3	N/A				continuous	N	Ext.	PAIR-INACT				
Central Plant	305.1	4	L-6-M		KIL	10G04	continuous	N	Ext.	PAIR-ACT			1	
Central Plant	305.1	5	N/A				continuous	N	Ext.	PAIR-INACT				
Central Plant	105.1	6	L-6-M		KIL	10G71	continuous	N	Ext.	PAIR-ACT		YES	1	
Central Plant	105.1	7	N/A				continuous	N	Ext.	PAIR-INACT				
Central Plant	901	11	N-5-M		KIL	10G05 w/ DB indicator	continuous	N	Ext.	Single			1	
Central Plant	303.1	14	L-6-M		KIL	10G04	3-4 hinge	N	Ext.	Single			1	
Central Plant	108.1	15	L-5-M		KIL	10G05	3-4 hinge	N	Int.	Single			1	
Central Plant	302.1	16	L-6-M		KIL	10G04	3-4 hinge	N	Int.	Single			1	
Central Plant	301.1	17	L-6-M		KIL	10G38	3-4 hinge	R	Int.	Single			2	

HARDWARE COMPONENTS

ID		Description	Part Number	Finish	Manufacturer	Notes
Hardware	L	Non-Electrified Lockset (Std. Core)	28-10G*xxLL26D	626	Sargent	* = 37 - Classroom 38 - Security Classroom 05 - Office/Entry 04 - Storeroom
	EL	Electrified Lever Lockset (Std. Core)	28 10G71-24V LL LC	US26D	Sargent	
	LR	Electrified Latch Retraction Kit	QEL 50745 RX	NA	Von Duprin	Baseplate Only - 958003-00
	DH	D-Handle	As req'd			
	N	None-Reuse Existing Lockset	Existing			
Cylinder	1	Mortise Cylinder (IC Core)(Room Key)	337020xxS	13	Medeco	
	2A	Rim Cylinder (IC Core)(Room Key)	337020xxS	26	Medeco	
	2B or 3	Mortise Cylinder (Interior Maison Key)	337020xxS	26	Medeco	
	4A	Lockset Cylinder (Std. Core)(Room Key-Interior Maison Key)	20T0901 GGMK	26	Medeco	
	4B	Lockset Cylinder (Std. Core)(Room Key)	20T0901 GGMK	26	Medeco	
	5	Lockset Cylinder (Std. Core)(Room Key-Interior Thumb Turn)	20T0901 GGMK	26	Medeco	
	6	Lockset Cylinder (Std. Core)(Room Key-Interior Blank)	20T0901 GGMK	26	Medeco	
Accessory	A	IC Core	3xxx Series as req'd per cylinder	26	Medeco	
	B	RX Switch Kit	LRVD1R		Security Door Controls	
	C	Electric Power Transfer	AR4612		AdamsRite	
	D	Door Contact	195-12WG, 199-12WG, 413PWG, 4532D-36, 4482A	NA	GRI	
	G	Cover Plate	As req'd	630	Don Jo	
	H1	Rim Exit Device	98NL 990NL(Std)	US32D	Von Duprin	
	H2	Rim Exit Device	35A-NL 386NL	US26D	Von Duprin	
	J	Trim Exit Device	990NL	US26D	Von Duprin	
	K	Concealed Vertical Rod Exit	3547A-NL 386NL	313	Von Duprin	
	M	Hardware Balance	Re-use existing			
	N	Dogging Push-Button	MAV0120/3D2GN024		Bulgin	

N

CENTRAL PLANT - FLOOR PLAN

SCALE : 3/32"=1'

0 5 10 15 20

KMM SERVICES, INC
TECHNOLOGY & FIRE LIFE SAFETY
5433 El Camino Ave. Suite 5
Carmichael, CA 95608
Office: (916) 359-4000 Fax: (916) 520-3831
www.kmmservices.com

LICENSE STAMPS

Copyright © 2018

These drawings and specifications and the ideas, designs and arrangements represented thereby are and shall remain the property of KMM Services, Inc. and no part thereof shall be copied disclosed to others, or used in connection with any other work or project other than the specific project for which they have been prepared and developed without the written consent of KMM Services, Inc. Visual contact with these drawings or specifications shall constitute conclusive evidence of these restrictions.

IF DRAWING IS NOT 30"X42" IT IS A REDUCED PRINT

SHEET REVISIONS

DELTA	DESCRIPTION	DATE
1	ADDENDUM 01	2018-10-15

SITE KEY PLAN

APPROVALS

LOS RIOS COMMUNITY COLLEGE DISTRICT

FOLSOM LAKE COLLEGE
10 COLLEGE PARKWAY
FOLSOM, CA 95630

PROJECT

LOS RIOS CCD

DOOR HARDWARE AND CYLINDER UPGRADE
FOLSOM LAKE COLLEGE

SHEET TITLE

CENTRAL PLANT - FLOOR PLAN

DRAWING STATUS

PERFORMANCE DOCUMENTS

PROJECT NO:	--
BID PACKAGE:	--
DESIGNED BY:	JZ/JG
SCALE:	AS PER PLAN
ISSUE DATE:	2018-08-31
WORKING DATE:	2018-10-15

SHEET

F-30-H210

Logo Name: proofs
Plot Date: October 12, 2018 - 4:18 pm
File Name: L:\Los Rios CCD_Key Access\3_FLCL_ACAD\Hardware\F-30-H210 (Central Plant)\dwg
Plotted by: Lee Ann Pan - F1 - Hardware - L - Hardware (24x36) - A 1st Floor - A - Central Plant

HARDWARE GENERAL NOTE(S):

1. SEE F-xx-H2x SHEETS FOR EQUIPMENT SCHEDULE AND HARDWARE INFORMATION.

GYMNASIUM - FLOOR PLAN

SCALE : 3/32"=1'

0 5 10 15 20

KMM SERVICES, INC
TECHNOLOGY & FIRE LIFE SAFETY
5433 El Camino Ave. Suite 5
Carmichael, CA 95608
Office: (916) 359-4000 Fax: (916) 520-3831
www.kmmservices.com

LICENSE STAMPS

Copyright © 2018

These drawings and specifications and the ideas, designs and arrangements represented thereby are and shall remain the property of KMM Services, Inc. and no part thereof shall be copied disclosed to others, or used in connection with any other work or project other than the specific project for which they have been prepared and developed without the written consent of KMM Services, Inc. Visual contact with these drawings or specifications shall constitute conclusive evidence of those restrictions.

IF DRAWING IS NOT 30"X42" IT IS A REDUCED PRINT

SHEET REVISIONS

DELTA	DESCRIPTION	DATE
1	ADDENDUM 01	2018-10-15

SITE KEY PLAN

APPROVALS

LOS RIOS COMMUNITY COLLEGE DISTRICT

FOLSOM LAKE COLLEGE
10 COLLEGE PARKWAY
FOLSOM, CA 95630

PROJECT

LOS RIOS CCD

DOOR HARDWARE AND CYLINDER UPGRADE
FOLSOM LAKE COLLEGE

SHEET TITLE

GYMNASIUM - FLOOR PLAN

DRAWING STATUS

PERFORMANCE DOCUMENTS

PROJECT NO:	--
BID PACKAGE:	--
DESIGNED BY:	JZ/JG
SCALE:	AS PER PLAN
ISSUE DATE:	2018-08-31
WORKING DATE:	2018-10-15

SHEET

F-31-H210

Login Name: gstoth
Plot Date: October 15, 2018 4:18 pm
File Name: L:\Los Rios CCD_Key Access\3_FLC_ACAD\Hardware\F-31-H210 Gymnasium.dwg
Layout: Layout1, Xrefs: A1 - Hardware Groups - A, B2 Style: X_Gymnasium

HARDWARE COMPONENTS

	ID	Description	Part Number	Finish	Manufacturer	Notes
Hardware	L	Non-Electrified Lockset (Std. Core)	28-10G*xxLL26D	626	Sargent	* = 37 - Classroom 38 - Security Classroom 05 - Office/Entry 04 - Storeroom
	EL	Electrified Lever Lockset (Std. Core)	28 10G71-24V LL LC	US26D	Sargent	
	LR	Electrified Latch Retraction Kit	QEL 50745 RX	NA	Von Duprin	Baseplate Only - 958003-00
	DH	D-Handle	As req'd			
	N	None-Reuse Existing Lockset	Existing			
Cylinder	1	Mortise Cylinder (IC Core)(Room Key)	337020xxS	13	Medeco	
	2A	Rim Cylinder (IC Core)(Room Key)	337020xxS	26	Medeco	
	2B or 3	Mortise Cylinder (Interior Maison Key)	337020xxS	26	Medeco	
	4A	Lockset Cylinder (Std. Core)(Room Key-Interior Maison Key)	20T0901 GGMK	26	Medeco	
	4B	Lockset Cylinder (Std. Core)(Room Key)	20T0901 GGMK	26	Medeco	
	5	Lockset Cylinder (Std. Core)(Room Key-Interior Thumb Turn)	20T0901 GGMK	26	Medeco	
	6	Lockset Cylinder (Std. Core)(Room Key-Interior Blank)	20T0901 GGMK	26	Medeco	
Accessory	A	IC Core	3xxx Series as req'd per cylinder	26	Medeco	
	B	RX Switch Kit	LRVD1R		Security Door Controls	
	C	Electric Power Transfer	AR4612		AdamsRite	
	D	Door Contact	195-12WG, 199-12WG, 413PWG, 4532D-36, 4482A	NA	GRI	
	G	Cover Plate	As req'd	630	Don Jo	
	H1	Rim Exit Device	98NL 990NL(Std)	US32D	Von Duprin	
	H2	Rim Exit Device	35A-NL 386NL	US26D	Von Duprin	
	J	Trim Exit Device	990NL	US26D	Von Duprin	
	K	Concealed Vertical Rod Exit	3547A-NL 386NL	313	Von Duprin	
	M	Hardware Balance	Re-use existing			
	N	Dogging Push-Button	MAV0120/3D2GN024		Bulgin	

					Existing Hardware Survey									
Building	Existing Door ID	New Door ID	Hardware Part Number	Access Cntrl.	Cylinder Type	Hardware Type and Model	Hinge Type	Rated?	Face	Door Type	Degree	Card Reader	Core Count	Notes
Gymnasium	170.2	1	Existing to Remain		RIM	EL99NL-OP	Continuous	N	Ext.	Single		Yes	1	
Gymnasium	103.1A	2	Existing to Remain		RIM	EL9947NL-OP	Continuous	N	Int.	Pair-Act		Yes	1	
Gymnasium	103.1B	3	Existing to Remain			EL9947EO	Continuous	N	Int.	Pair-Inact		Yes		
Gymnasium	105.1A	5	Existing to Remain		RIM	EL9947NL-OP	Continuous	N	Int.	Pair-Act		Yes	1	
Gymnasium	105.1B	6	Existing to Remain			EL9947EO	Continuous	N	Int.	Pair-Inact		Yes		
Gymnasium	114.1	7	Existing to Remain		KIL	10G71	3-4 Hinge	N	Ext.	Single		Yes	1	
Gymnasium	166.1	8	Existing to Remain		KIL	10G04	3-4 Hinge	N	Ext.	Single			1	
Gymnasium	101.1A	17	Existing to Remain		I/C RIM	EL9947NL-OP	Continuous	N	Ext.	Pair-Act		Yes	1	
Gymnasium	101.1B	18	Existing to Remain			EL9947EO	Continuous	N	Ext.	Pair-Inact		Yes		
Gymnasium	101.4A	23	Existing to Remain		I/C RIM	EL9947NL-OP	Continuous	N	Ext.	Pair-Act		Yes	1	
Gymnasium	101.4B	24	Existing to Remain			EL9947EO	Continuous	N	Ext.	Pair-Inact		Yes		
Gymnasium	138.1	54	Existing to Remain		KIL	10G71	3-4 Hinge	R	Int.	Single		Yes	1	
Gymnasium	139.1	55	Existing to Remain		KIL	10G71	3-4 Hinge	R	Int.	Single		Yes	1	
Gymnasium	134.1	63	Existing to Remain		KIL	10G71	3-4 Hinge	R	Int.	Single		Yes	1	
Gymnasium	190.1	27	EL-6-C/D/M		KIL	10G04	3-4 Hinge	N	Ext.	Single			1	
Gymnasium	182.1	42	EL-5-C/D/M			10U15	3-4 Hinge	N	Int.	Single				
Gymnasium	105.2	4	N-6-M		RIM	EL99-NL-OP	Continuous	N	Ext.	Single		Yes	1	
Gymnasium	111.7A	9	N-6-M		RIM	99NL-OP	Continuous	N	Ext.	Pair-Act			1	
Gymnasium	111.7B	10	N-6-M		MORT	99EO	Continuous	N	Ext.	Pair-Inact			1	keyed mullion
Gymnasium	111.8	11	N-6-M		RIM	99NL-OP	Continuous	N	Ext.	Single			1	
Gymnasium	111.3A	12	N-6-M		RIM	99NL-OP	Continuous	N	Ext.	Pair-Act			1	
Gymnasium	111.3B	13	N-6-M		MORT	99EO	Continuous	N	Ext.	Pair-Inact			1	keyed mullion
Gymnasium	111.2	14	N-6-M		RIM	99NL-OP	Continuous	N	Ext.	Single			1	
Gymnasium	111.1A	15	N-6-M		RIM	99NL-OP	Continuous	N	Ext.	Pair-Act			1	
Gymnasium	111.1B	16	N-6-M		MORT	99EO	Continuous	N	Ext.	Pair-Inact			1	keyed mullion
Gymnasium	101.2A	19	N-6-M		I/C RIM	EL9947NL-OP	Continuous	N	Ext.	Pair-Act		Yes	1	
Gymnasium	101.2B	20	N-6-M			EL9947EO	Continuous	N	Ext.	Pair-Inact		Yes		
Gymnasium	101.3A	21	N-6-M		I/C RIM	EL9947NL-OP	Continuous	N	Ext.	Pair-Act		Yes	1	
Gymnasium	101.3B	22	N-6-M			EL9947EO	Continuous	N	Ext.	Pair-Inact		Yes		
Gymnasium	121.3A	25	N-6-M		RIM	99NL-OP	Continuous	N	Ext.	Pair-Act			1	
Gymnasium	121.3B	26	N-6-M		MORT	99EO	Continuous	N	Ext.	Pair-Inact			1	Keyed Mullion
Gymnasium	171.1	28	N-6-M		KIL	10G05	3-4 Hinge	N	Int.	Single			1	
Gymnasium	172.1	29	N-6-M		KIL	10G05	3-4 Hinge	N	Int.	Single			1	
Gymnasium	173.1	30	N-6-M		KIL	10G05	3-4 Hinge	N	Int.	Single			1	
Gymnasium	174.1	31	N-6-M		KIL	10G05	3-4 Hinge	N	Int.	Single			1	
Gymnasium	175.1	32	N-6-M		KIL	10G05	3-4 Hinge	N	Int.	Single			1	
Gymnasium	176.1	33	N-6-M		KIL	10G05	3-4 Hinge	N	Int.	Single			1	
Gymnasium	177.1	34	N-6-M		KIL	10G05	3-4 Hinge	N	Int.	Single			1	
Gymnasium	184.1	35	N-6-M		KIL	10G05	3-4 Hinge	N	Int.	Single			1	
Gymnasium	178.1	36	N-6-M		KIL	10G05	3-4 Hinge	N	Int.	Single			1	
Gymnasium	179.1	37	N-6-M		KIL	10G05	3-4 Hinge	N	Int.	Single			1	
Gymnasium	183.1	38	N-6-M		KIL	10G05	3-4 Hinge	N	Int.	Single			1	
Gymnasium	180.1	39	N-6-M		KIL	10G05	3-4 Hinge	N	Int.	Single			1	
Gymnasium	181.1	40	N-6-M		KIL	10G05	3-4 Hinge	N	Int.	Single			1	
Gymnasium	185.1	41	N-6-M		KIL	10G05	3-4 Hinge	N	Int.	Single			1	
Gymnasium	170.1A	43	N-6-M		RIM	9974L-F	3-4 Hinge	R	Int.	Pair-Act			1	
Gymnasium	170.1B	44	N-6-M			9974EO-F	3-4 Hinge	R	Int.	Pair-Inact				
Gymnasium	121.1A	45	N-6-M		RIM	99L-F	Continuous	R	Int.	Pair-Act			1	
Gymnasium	121.1B	46	N-6-M			99EO-F	Continuous	R	Int.	Pair-Inact				
Gymnasium	122.1A	47	N-6-M		KIL	10G37	Continuous	R	Int.	Pair-Act			1	
Gymnasium	122.1B	48	NONE				Continuous	R	Int.	Pair-Inact				
Gymnasium	122.2A	49	N-6-M		KIL	10G37	Continuous	R	Int.	Pair-Act			1	
Gymnasium	122.2B	50	NONE				Continuous	R	Int.	Pair-Inact				
Gymnasium	121.2A	51	N-6-M		RIM	9947L-F	Continuous	R	Int.	Pair-Act			1	
Gymnasium	121.2B	52	N-6-M			9947EO-F	Continuous	R	Int.	Pair-Inact				
Gymnasium	133.1	53	N-6-M		KIL	10G38	3-4 Hinge	R	Int.	Single			2	
Gymnasium	141.1	56	N-6-M		KIL	10G37	Continuous	R	Int.	Single			1	
Gymnasium	143.1	57	N-6-M		KIL	10G37	Continuous	R	Int.	Single			1	
Gymnasium	145.1	58	N-6-M		KIL	10G37	Continuous	R	Int.	Single			1	
Gymnasium	147.1	59	N-6-M		KIL	10G37	Continuous	R	Int.	Single			1	
Gymnasium	132.1	60	N-6-M		KIL	10G38	3-4 Hinge	R	Int.	Single			2	
Gymnasium	135.1	61	N-6-M		KIL	10G37	Continuous	R	Int.	Single			1	
Gymnasium	136.1	62	N-6-M		KIL	10G37	Continuous	R	Int.	Single			1	
Gymnasium	111.4A	64	N-6-M		RIM	9947L-F	Continuous	R	Int.	Pair-Act			1	
Gymnasium	111.4B	65	N-6-M			9947EO-F	Continuous	R	Int.	Pair-Inact				
Gymnasium	111.5A	66	N-6-M		RIM	9947L-F	Continuous	R	Int.	Pair-Act			1	
Gymnasium	111.5B	67	N-6-M			9947EO-F	Continuous	R	Int.	Pair-Inact				
Gymnasium	111.6A	68	N-6-M		RIM	9947L-F	Continuous	R	Int.	Pair-Act			1	
Gymnasium	111.6B	69	N-6-M			9947EO-F	Continuous	R	Int.	Pair-Inact				
Gymnasium	112.1	70,71	N-6-M		KIL	10G37	Continuous	N	Int.	Single			1	
Gymnasium	113.1A	72	N-6-M		KIL	10G37	Continuous	N	Int.	Pair-Act			1	
Gymnasium	113.1B	73	NONE				Continuous	N	Int.	Pair-Inact				
Gymnasium	165.1A	74	N-6-M		KIL	10G37	Continuous	N	Int.	Pair-Act			1	
Gymnasium	165.1B	75	NONE				Continuous	N	Int.	Pair-Inact				
Gymnasium	115.1A	76	N-6-M		KIL	10G37	Continuous	N	Int.	Pair-Act			1	
Gymnasium	115.1B	77	NONE				Continuous	N	Int.	Pair-Inact				
Gymnasium	111.10A	78	N-6-M		RIM	9947L-F	Continuous	R	Int.	Pair-Act			1	
Gymnasium	111.10B	79	N-6-M			9947EO-F	Continuous	R	Int.	Pair-Inact				
Gymnasium	111.9	80	N-6-M		RIM	99L-F	Continuous	R	Int.	Single			1	
Gymnasium	115.2	81	N-6-M		KIL	10G04	3-4 Hinge	N	Int.	Single			1	
Gymnasium	116.1	82	N-6-M		KIL	10G37	3-4 Hinge	R	Int.	Single			1	
Gymnasium	117.1	83	N-6-M		KIL	10G37	3-4 Hinge	R	Int.	Single			1	
Gymnasium	163.1	84	N-6-M		KIL	10G38	3-4 Hinge	R	Int.	Single			2	
Gymnasium	162.1	85	N-6-M			10U65	3-4 Hinge	N	Int.	Single				
Gymnasium	161.1	86	N-6-M		KIL	10G38	3-4 Hinge	R	Int.	Single			2	
Gymnasium	160.1	87	N-6-M			10U65	3-4 Hinge	N	Int.	Single				
Gymnasium	155.1	88	N-6-M		KIL	10G37	Continuous	R	Int.	Single			1	
Gymnasium	158	89	N-6-M			PUSH/PULL	3-4 Hinge	N	Int.	Single				
Gymnasium	159	90	N-6-M			PUSH/PULL	3-4 Hinge	N	Int.	Single				
Gymnasium	156	91	N-6-M			PUSH/PULL	3-4 Hinge	N	Int.	Single				
Gymnasium	157	92	N-6-M			PUSH/PULL	3-4 Hinge	N	Int.	Single				
Gymnasium	151.1	93	N-6-M		KIL	10G37	Continuous	R	Int.	Single			1	
Gymnasium	152.1	94	N-6-M		KIL	10G37	3-4 Hinge	N	Int.	Single			1	
Gymnasium	151.2	95	N-6-M		KIL	10G05	Continuous	N	Int.	Single			1	
Gymnasium	154.1	96	N-6-M		KIL	10G05	Continuous	N	Int.	Single			1	
Gymnasium	153.1	97	N-6-M		KIL	10G37	Continuous	R	Int.	Single			1	
Gymnasium	119.1		N-6-M		KIL	10G04	3-4 Hinge	R	Int.	Single			1	
Gymnasium	STORE		N-6-M		MORT			N		Roll-up			2	ROLL-UP

KMM SERVICES, INC
TECHNOLOGY & FIRE LIFE SAFETY
5433 El Camino Ave. Suite 5
Carmichael, CA 95608
Office: (916) 359-4000 Fax: (916) 520-3831
www.kmmservices.com

LICENSE STAMPS

Copyright © 2018
These drawings and specifications and the ideas, designs and arrangements represented thereby are and shall remain the property of KMM Services, Inc. and no part thereof shall be copied disclosed to others, or used in connection with any other work or project other than the specific project for which they have been prepared and developed without the written consent of KMM Services, Inc. Visual contact with these drawings or specifications shall constitute conclusive evidence of these restrictions.

IF DRAWING IS NOT 30"X42" IT IS A REDUCED PRINT

SHEET REVISIONS

DELTA	DESCRIPTION	DATE
1	ADDENDUM 01	2018–10–15

SITE KEY PLAN

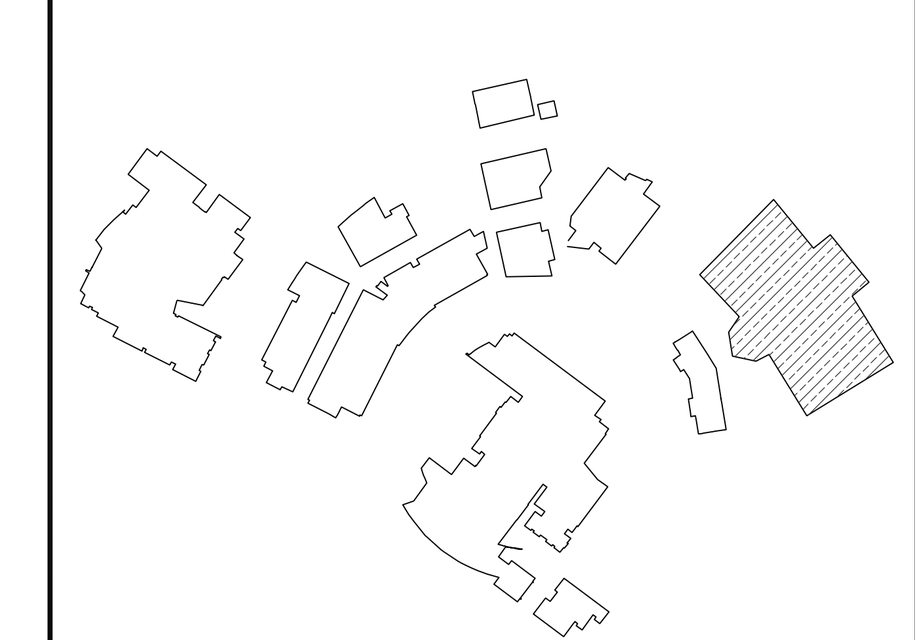

APPROVALS

LOS RIOS COMMUNITY COLLEGE DISTRICT

FOLSOM LAKE COLLEGE
10 COLLEGE PARKWAY
FOLSOM, CA 95630

PROJECT

LOS RIOS CCD
DOOR HARDWARE AND CYLINDER UPGRADE FOLSOM LAKE COLLEGE

SHEET TITLE

GYMNASIUM - HARDWARE LIST

DRAWING STATUS

PERFORMANCE DOCUMENTS

PROJECT NO:	–
BID PACKAGE:	–
DESIGNED BY:	JZ/JG
SCALE:	AS PER PLAN
ISSUE DATE:	2018–08–31
WORKING DATE:	2018–10–15

SHEET
F-31-H210

Login Name: jgoodin
Plot Date: October 12, 2018 - 4:18 pm
File Name: L:\Los Rios CCD_Key Access\3_FLC_ACAD\Hardware\F-31-H210 (Gymnasium).dwg
XREFS: X_KMM_Arch_E1 - Hardware : X_Hardware Groups : X_1st Floor : X_Gymnasium

Building	Existing Door ID	New Door ID	Hardware Part Number	Access Cntrl.	Existing Hardware Survey Cylinder Type	Hardware Type and Model	Hinge Type	Rated?	Face	Door Type	Degree	Card Reader	Core Count	Notes
Athletic Fields	Electrical	7	EL-6-C/D/M		KIL	10G37	continuous	N	Ext.	Single			1	
Athletic Fields	ARCHERY 2	????	L-6-G/M		KIL	10G71	continuous	N	Ext.	Single		YES	1	
Athletic Fields	TRACK	8	L-6-G/M		KIL	10G71	continuous	N	Ext.	Single		YES	1	
Athletic Fields	EQUIP ROOM	8	L-6-G/M		KIL	10G71	continuous	N	Ext.	Single		YES	1	
Athletic Fields	SOCCER/TENNIS	9	L-6-G/M		KIL	10G71	continuous	N	Ext.	Single		YES	1	
Athletic Fields	ARCHERY 1	10	L-6-G/M		KIL	10G71	continuous	N	Ext.	Single		YES	1	
Athletic Fields	PE STORAGE 22	11	L-6-G/M		KIL	10G71	continuous	N	Ext.	Single		YES	1	
Athletic Fields	PE STORAGE 22	12	L-6-G/M		KIL	10G71	continuous	N	Ext.	Single		YES	1	
Athletic Fields	BB-PRESS	17 & 18	L-6-G/M		KIL								2	
Athletic Fields	SB-PRESS	15 & 16	L-6-G/M		KIL								2	
Athletic Fields	SB-GATES		L-6-G/M		KIL								3	
Athletic Fields	BB-GATES		L-6-G/M		KIL								3	
Athletic Fields	SB-DUGOUT		L-6-G/M		KIL	10G37							2	
Athletic Fields	BB-DUGOUT		L-6-G/M		KIL	10G37							2	
Athletic Fields	BB-HITTING CAGES		L-6-G/M		KIL								2	
Athletic Fields	PE STORAGE 22	13	L-6-G/M		KIL	10G04	3-4 hinge	N	Ext.	Single			1	
Athletic Fields	EQUIP ROOM		L-6-G/M		I.C. Mortise				Ext.	Roll-Up			1	
Athletic Fields	FIELD STOR GATE	5	L-6-G/M		KIL			N	Ext.	Single			1	
Athletic Fields	Electrical	6	L-6-G/M		KIL	10G04	continuous	N	Ext.	Single			1	
Athletic Fields	TENNIS COURTS		L-6-G/M		KIL	SCHLAGE		N	Ext.	Single			6	
Athletic Fields	TUFF SHEDS (3)		L-6-G/M	1	KNOB X DB			N	Ext.	Single			6	

HARDWARE COMPONENTS

	ID	Description	Part Number	Finish	Manufacturer	Notes
Hardware	L	Non-Electrified Lockset (Std. Core)	28-10G*xxLL26D	626	Sargent	* = 37 - Classroom 38 - Security Classroom 05 - Office/Entry 04 - Storeroom
	EL	Electrified Lever Lockset (Std. Core)	28 10G71-24V LL LC	US26D	Sargent	
	LR	Electrified Latch Retraction Kit	QEL 50745 RX	NA	Von Duprin	Baseplate Only - 958003-00
	DH	D-Handle	As req'd			
	N	None-Reuse Existing Lockset	Existing			
Cylinder	1	Mortise Cylinder (IC Core)(Room Key)	337020xxS	13	Medeco	
	2A	Rim Cylinder (IC Core)(Room Key)	337020xxS	26	Medeco	
	2B or 3	Mortise Cylinder (Interior Maison Key)	337020xxS	26	Medeco	
	4A	Lockset Cylinder (Std. Core)(Room Key-Interior Maison Key)	20T0901 GGMK	26	Medeco	
	4B	Lockset Cylinder (Std. Core)(Room Key)	20T0901 GGMK	26	Medeco	
	5	Lockset Cylinder (Std. Core)(Room Key-Interior Thumb Turn)	20T0901 GGMK	26	Medeco	
	6	Lockset Cylinder (Std. Core)(Room Key-Interior Blank)	20T0901 GGMK	26	Medeco	
Accessory	A	IC Core	3xxx Series as req'd per cylinder	26	Medeco	
	B	RX Switch Kit	LRVD1R		Security Door Controls	
	C	Electric Power Transfer	AR4612		AdamsRite	
	D	Door Contact	195-12WG, 199-12WG, 413PWG, 4532D-36, 4482A	NA	GRI	
	G	Cover Plate	As req'd	630	Don Jo	
	H1	Rim Exit Device	98NL 990NL(Std)	US32D	Von Duprin	
	H2	Rim Exit Device	35A-NL 386NL	US26D	Von Duprin	
	J	Trim Exit Device	990NL	US26D	Von Duprin	
	K	Concealed Vertical Rod Exit	3547A-NL 386NL	313	Von Duprin	
	M	Hardware Balance	Re-use existing			
	N	Dogging Push-Button	MAV0120/3D2GN024		Bulgin	

1

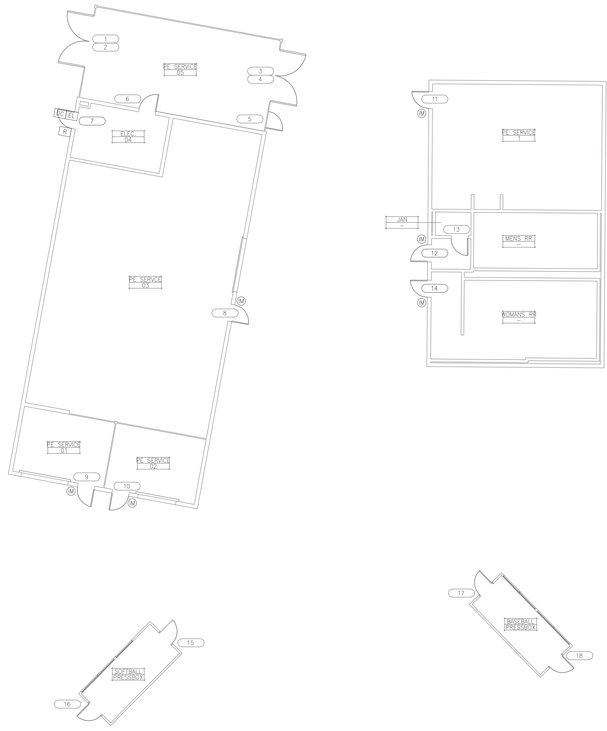

ATHLETIC FIRLDS - FLOOR PLAN

SCALE : 3/32"=1'

0 5 10 15 20

KMM SERVICES, INC
TECHNOLOGY & FIRE LIFE SAFETY
5433 El Camino Ave. Suite 5
Carmichael, CA 95608
Office: (916) 359-4000 Fax: (916) 520-3831
www.kmmservices.com

LICENSE STAMPS

Copyright © 2018

These drawings and specifications and the ideas, designs and arrangements represented thereby are and shall remain the property of KMM Services, Inc. and no part thereof shall be copied disclosed to others, or used in connection with any other work or project other than the specific project for which they have been prepared and developed without the written consent of KMM Services, Inc. Visual contact with these drawings or specifications shall constitute conclusive evidence of these restrictions.

IF DRAWING IS NOT 30"X42" IT IS A REDUCED PRINT

SHEET REVISIONS

DELTA	DESCRIPTION	DATE
1	ADDENDUM 01	2018-10-15

SITE KEY PLAN

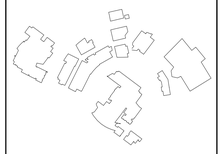

APPROVALS

LOS RIOS COMMUNITY COLLEGE DISTRICT

FOLSOM LAKE COLLEGE

10 COLLEGE PARKWAY

FOLSOM, CA 95630

PROJECT

LOS RIOS CCD

DOOR HARDWARE AND CYLINDER UPGRADE FOLSOM LAKE COLLEGE

SHEET TITLE

ATHLETIC FIELDS - FLOOR PLAN

DRAWING STATUS

PERFORMANCE DOCUMENTS

PROJECT NO:	--
BID PACKAGE:	--
DESIGNED BY:	JZ/JG
SCALE:	AS PER PLAN
ISSUE DATE:	2018-08-31
WORKING DATE:	2018-10-15

SHEET

F-32-H210

Login Name: jgotch
Plot Date: October 15, 2018 4:18 pm
File Name: L:\Los Rios CCD_Key Access\3_FLC_ACAD\Hardware\F-32-H210 Athletic Fields.dwg
Plotted By: Jim Gotch, RT - Hardware & Keyless Services - A, B1 Floor, A - Athletic Fields